

**AVILA BEACH COMMUNITY  
SERVICES DISTRICT**

Post Office Box 309, Avila Beach, CA. 93424  
Meeting Room and Office – 100 San Luis Street, Avila Beach  
Telephone (805) 595-2664 FAX (805) 595-7623  
E-Mail [avilacsd@gmail.com](mailto:avilacsd@gmail.com)

**REGULAR BOARD MEETING  
1:00 PM Tuesday, September 13th, 2022**

**PURSUANT TO THE GOVERNOR'S EXECUTIVE ORDER N-29-20, STAFF AND  
PUBLIC MAY PARTICIPATE IN THIS MEETING VIA TELECONFERENCE AND/OR  
ELECTRONICALLY.**

**ZOOM MEETING: <https://us02web.zoom.us/j/4111787571>**

**Meeting ID: 411 178 7571**

**Password: No Password Required.**

**BY PHONE: 1-669-900-9128**

**1. CALL TO ORDER: 1:00 P.M.**

**2. ROLL CALL: Board Members:**

Pete Kelley, President  
Ara Najarian, Vice President  
Lynn Helenius, Director  
Kristin Berry, Director  
Howie Kennett, Director

**3. PUBLIC COMMENT**

Members of the public wishing to comment or bring forward any items concerning District operations **which do not appear on today's agenda** may address the Board now. Please state name and address before addressing the Board and **limit presentations to 3 minutes**. State law does not allow Board action on items not appearing on the agenda.

**4. INFORMATION AND DISCUSSION ITEMS**

County Reports

1. SLO County Sheriff Department
2. CalFire/County Fire Department

Reports on Attended Conferences, Meetings, and General Communications of District Interest

**5. CONSENT ITEMS:**

**These items are approved with one motion.** Directors may briefly discuss any item, or may pull any item, which is then added to the business agenda.

- A. Minutes of August 8<sup>th</sup>, 2022, Board Meeting
- B. Monthly Financial Review for August 2022
- C. General Manager and District Engineer Report
- D. Water and Wastewater Superintendent Report for August 2022

**6. DISCUSSION OF PULLED CONSENT ITEMS**

At this time, items pulled for discussion from the Consent Agenda, if any, will be heard.

**7. BUSINESS ITEMS:** Items where Board action is called for.

- A. Preliminary Will Serve request for Gambril Project, 2821, 2825, 2831, 2835 Avila Beach Drive (Lot 14), APN 076-196-019.  
(Action Required: Receive Staff Report and Consider Approval of the Preliminary Will Serve Application or Provide Other Direction to Staff)
- B. Preliminary Will Serve amendment request for Lauchaln, LLC Project, 2845 and 2855 Avila Beach Drive, (Lots, 12 and 13) APNs 076-196-017 and 076-196-018  
(Action Required: Receive Staff Report and Consider Approval of the Preliminary Will Serve Amendment or Provide Other Direction to Staff)

**8. COMMUNICATIONS/ COORESPONDENCE**

At this time, any Director, or Staff, may ask questions for clarification, make any announcements, or report briefly on any activities or suggest items for future agendas.

**9. ADJOURN**

The next regular meeting will be held on October 11th, 2022.

Any writing or document pertaining to an open session item on this agenda which is distributed to a majority of the Board after the posting of this agenda will be available for public inspection at the time the subject writing or document is distributed. The writing or document will be available for public review in the District Administration Office, 100 San Luis Street, Avila Beach, CA during normal business hours. Consistent with the Americans with Disabilities Act and California Government Code Section 54954.2 requests for disability related modification or accommodation, including auxiliary aids or services may be made by a person with a disability who requires the modification or accommodation in order to participate at the above referenced public meeting by contacting the District at 805-595-2664.

**MINUTES OF REGULAR MEETING**  
**Avila Beach Community Services District**  
**Tuesday, August 9th, 2022**  
**1:00 P.M.**

**ZOOM MEETING: 411 178 7571**

**Meeting ID: <https://us02web.zoom.us/j/4111787571>**

**BY PHONE: 1-669-900-9128**

**1. CALL TO ORDER**

President Kelley called the meeting of the Board of Directors of the Avila Beach Community Services District, to order at 1:05 P.M. on the above date, in the Avila Beach Community Services District Building, 100 San Luis Street, Avila Beach, California.

**2. ROLL CALL**

Board Members Present via Zoom: None

Board Members Present in Person: Pete Kelley  
Howie Kennett  
Kristin Berry  
Lynn Helenius

Board Members Absent: Ara Najarian

Staff Present: Brad Hagemann, General Manager and District Engineer  
Kristi Dibbern, Office Manager

FRM Operations: Jeff Cedillos, FRM

Legal Counsel: Jeremy Stone, Price Postal & Parma

**Ara Najarian joined the meeting in person at 1:10 PM.**

**3. PUBLIC COMMENTS** Geoff English, the General Manager from San Miguelito Mutual Water Company invited the Board to entertain the idea of collaborating on a Centralized Wastewater Treatment Plan for the entire Avila Valley including San Miguelito, the Port of San Luis, Sycamore Mineral Springs, KOA Campground, Avila Beach and other interested parties. The State Water Resources Control Board is urging smaller districts and mutual water companies to consider merging facilities in the future. Mr. English is spearheading the effort to retain an engineering consulting firm to prepare a preliminary feasibility analysis.

**4. INFORMATION AND DISCUSSION ITEMS**

**A. County Reports**

**Sheriff's Report:** Sheriff Stuart MacDonald reported 39 calls for service this month. Twelve disturbances, 4 suspicious circumstances, 22 preventive patrol stops, 4 thefts, and 2 assaults in Cave Landing. With the help of County Parks collaborating with the Sheriff's office there were no calls for service on the 4<sup>th</sup> of July this year at Pirates Cove.

**Cal Fire:** Battalion Chief Paul Lee reported 81 calls for service this month, 47 were medically related. Cal Fire responded to a fatality at Pirate's Cove last month. Chief Lee reminded us that burn season is officially over for the year. Cal Fire will conduct a controlled burn in late fall near the Lighthouse area and The Pismo Preserve.

Cal Fire will be attending an Active Shooter Training next month. Captain Ryan Grebe will be taking over at Station 62 for Fire Captain Kirk Petri who recently retired.

**B. Conferences, Meetings and General Communications.**

**5. CONSENT ITEMS**

Director Berry made a motion to approve the Consent Items and adopt Resolution No. 2022-08 which included the Consolidation of the District's General Election with the County's General Election on November 8<sup>th</sup>, 2022. The motion was seconded by Director Kennett and passed with a roll call vote 5-0.

AYES: Kristin Berry  
Howie Kennett  
Ara Najarian  
Pete Kelley  
Lynn Helenius

NOES: None

ABSENT: None

**6. DISCUSSION OF PULLED CONSENT ITEMS: None**

**7. BUSINESS ITEMS:**

**A. Public Hearing relating to Solid Waste Franchise Rate Increase Resolution No. 2022-09.**

President Kelley Opened the Public Hearing. There were no protests written or oral and no public comments.

President Kelley Closed the Public Hearing.

The Directors discussed the Resolution and Waste Connections staff responded to the Board's questions. The motion was made by Director Kennett to adopt Resolution No. 2022-09. It was seconded by Director Berry and passed with a roll call vote 4-0. Director Najarian had left the room

AYES: Howie Kennett  
Kristin Berry  
Pete Kelley  
Lynn Helenius

NOES: None

ABSENT: Ara Najarian

**B. SB 1383, Ordinance No. 2022-01.**

GM Hagemann summarized the Staff Report and explained to the Board and Public that SB 1383 requires solid waste agencies to adopt regulations to achieve organic waste disposal goals by 2025. The SLO IWMA hired a firm to develop this draft Ordinance for agencies to use. Most other agencies have adopted or are in the process of adopting this Ordinance. There was no public comment on the draft Ordinance. The motion was made by Director Berry and seconded by Director Kennett to adopt SB 1383, Ordinance No. 2022-01, and waive the full reading.

AYES: Kristin Berry  
Howie Kennett  
Pete Kelley  
Lynn Helenius

NOES: None  
ABSENT: Ara Najarian

Vice President Najarian rejoined the meeting.

The motion was made by Director Kennett to approve the amended Joint Powers Agreement of the IWMA and was seconded by Director Berry.

AYES: Howie Kennett  
Kristin Berry  
Ara Najarian  
Pete Kelley

NOES: Lynn Helenius

ABSENT: None

**C. ABCSD Water Conservation Program, Resolution No. 2022-10.** After many months of review with Legal Counsel and coordinating with Zone 3 contractors GM Hagemann believes the Water Conservation Program is ready for consideration by the Board. GM Hagemann recommended that the Board declare a Stage II Water Supply Condition may be considered due to the state of our water supply. The motion was made by Director Berry to adopt Resolution No. 2022-10, including declaration of a Stage II Water Supply Condition. seconded by Director Kennett and passed with a roll call vote 5-0.

AYES: Kristin Berry  
Howie Kennett  
Ara Najarian  
Pete Kelley  
Lynn Helenius

NOES: None

ABSENT: None

**COMMUNICATIONS/CORRESPONDENCE.**

None

**ADJOURNMENT:** The meeting was adjourned at 3:25 P.M.

The next regular meeting of the Avila Beach Community Services District is scheduled for Tuesday, September 13th, 2022, at 1:00 PM at 100 San Luis Street, Avila Beach.

These minutes are not official nor a permanent part of the records until approved by the Board of Directors at their next meeting.

Respectfully submitted,


Brad Hagemann, PE  
General Manager



**AVILA BEACH**  
**COMMUNITY SERVICES DISTRICT**  
Post Office Box 309, Avila Beach, CA 93424

**MEMORANDUM**

TO: Board of Directors

FROM: Brad Hagemann, General Manager 

DATE: September 13th, 2022

SUBJECT: Monthly Financial Review for August

**Recommendation:**

Receive and file report.

**Overall Monthly Summary**

During the month of August, the District deposited \$93,069.94 and incurred \$253,612.27 in expenses (cash basis). Income included \$109,692.33 in monthly water and sewer fees. There were no deposits from County Taxes this month. Expenses this month included our initial 60% annual payment for Lopez Water in the amount of \$58,059.25 and two months (June and July) of our FRM Operations expenses.

Detailed financial reports including a Balance Sheets, Deposits by Fund, Checks by Fund and Profit and Loss Sheets are provided for your information for the month of August.

**Utility Service Billing**

The District billed approximately \$108,856.22 in water and sewer service charges in August. Customer Rate Assistance reduced billing charges to the District in the amount of \$836.11.

**Operation and Maintenance**

The statement for August from FRM (Fluid Resource Management) was not available at the time of Board Packet production.

Avila Beach Community Services District  
**Balance Sheet**  
As of August 31, 2022

	<u>Aug 31, 22</u>
<b>ASSETS</b>	
<b>Current Assets</b>	
<b>Checking/Savings</b>	
1000 · Cash Summary	
1005 · Customer Cash	-63.90
1008 · Petty Cash	45.48
1010 · Pacific Premier Checking	905,323.02
1050 · LAIF	3,896,116.83
1060 · US Bank MM WWTP	1,695,273.34
	<hr/>
<b>Total 1000 · Cash Summary</b>	6,496,694.77
	<hr/>
<b>Total Checking/Savings</b>	6,496,694.77
<b>Accounts Receivable</b>	
1200 · *Accounts Receivable	192,161.00
	<hr/>
<b>Total Accounts Receivable</b>	192,161.00
<b>Other Current Assets</b>	
1250 · Receivables	
1255 · Interest Receivable	3,166.38
1270 · Taxes Receivable	30,262.80
1280 · Water & Sewer Billings	154,575.17
	<hr/>
<b>Total 1250 · Receivables</b>	188,004.35
1400 · Prepaid Summary	
1410 · Prepaid Insurance	20,394.90
	<hr/>
<b>Total 1400 · Prepaid Summary</b>	20,394.90
	<hr/>
<b>Total Other Current Assets</b>	208,399.25
	<hr/>
<b>Total Current Assets</b>	6,897,255.02
<b>Fixed Assets</b>	
1600 · Fixed Assets & Acc. Depr.	
1605 · Office Equipment	
1606 · Copier Samsung 2012	8,233.58
1609 · Office Equipment Accum Depr	-8,233.58
	<hr/>
<b>Total 1605 · Office Equipment</b>	0.00



Avila Beach Community Services District  
**Balance Sheet**  
As of August 31, 2022

	<u>Aug 31, 22</u>
<b>1610 · Fixed Asset -Office &amp; Admin.</b>	
1612 · Office Furniture cost	4,526.21
1614 · Office Furniture Accum Dep.	-4,526.21
<b>Total 1610 · Fixed Asset -Office &amp; Ad...</b>	0.00
<b>1620 · Fixed Assets - Sanitary</b>	
1622 · Land	60,314.10
<b>1626 · Collection Assets</b>	
1627 · Collection Assets Cost	1,318,875.26
1628 · Collect Assets Accum Depr	-593,752.02
<b>Total 1626 · Collection Assets</b>	725,123.24
<b>1630 · Disposal Equipment</b>	
1631 · Disposal Equip Cost	611,174.66
1632 · Disposal Equip Accum Depr	-376,478.88
<b>Total 1630 · Disposal Equipment</b>	234,695.78
<b>1634 · Other Equipment</b>	
1634a · Other Equipment Cost	6,973.40
<b>Total 1634 · Other Equipment</b>	6,973.40
<b>1635 · Treatment Plant</b>	
1636 · Treatment Plant Original	105,000.00
1637 · Treatment Plant Addition	2,049,098.30
1638 · Treatment Plant Accum Dep	-1,318,518.37
<b>Total 1635 · Treatment Plant</b>	835,579.93
<b>1642 · Treatment Equipment</b>	
1643 · Treatment Equip Cost	1,087,410.54
1644 · Treatment Equip Accum D...	-787,343.49
1642 · Treatment Equipment - Oth...	205,485.61
<b>Total 1642 · Treatment Equipment</b>	505,552.66
<b>Total 1620 · Fixed Assets - Sanitary</b>	2,368,239.11
<b>1650 · Fixed Assets - Water</b>	
<b>1652 · Equipment</b>	
1653 · Equipment Cost	21,136.28
1654 · Equipment Accum Depr	-21,136.28
<b>Total 1652 · Equipment</b>	0.00

Avila Beach Community Services District  
**Balance Sheet**  
As of August 31, 2022

	<u>Aug 31, 22</u>
1656 · Distribution Assets	
1657 · Distribution Assets Cost	1,270,572.25
1658 · Dist Assets Accum Depr	<u>-724,007.77</u>
<b>Total 1656 · Distribution Assets</b>	<u>546,564.48</u>
<b>Total 1650 · Fixed Assets - Water</b>	546,564.48
1680 · Structures - Fixed Asset	
1681 · Structures GFAAG - Sani & FA	82,207.29
1682 · Gen / Fire Accum Dep	<u>-54,626.21</u>
<b>Total 1680 · Structures - Fixed Asset</b>	27,581.08
1690 · Construction in Progress	<u>599,761.81</u>
<b>Total 1600 · Fixed Assets &amp; Acc. Depr.</b>	<u>3,542,146.48</u>
<b>Total Fixed Assets</b>	3,542,146.48
Other Assets	
1800 · Deferred Outflows of Resources	<u>26,376.00</u>
<b>Total Other Assets</b>	<u>26,376.00</u>
<b>TOTAL ASSETS</b>	<u><u>10,465,777.50</u></u>
<b>LIABILITIES &amp; EQUITY</b>	
<b>Liabilities</b>	
<b>Current Liabilities</b>	
<b>Accounts Payable</b>	
2100 · Accounts Payable	<u>189,519.83</u>
<b>Total Accounts Payable</b>	189,519.83
<b>Other Current Liabilities</b>	
2200 · Payroll Liabilities	
2201 · Accrued Payroll	2,095.00
2260 · Vacation Payable	2,661.92
2262 · Sick Pay Accrued	1,381.88
2250 · PERS Liability	<u>500.00</u>
<b>Total 2200 · Payroll Liabilities</b>	6,638.80

Avila Beach Community Services District  
**Balance Sheet**  
As of August 31, 2022

	<u>Aug 31, 22</u>
2300 · Deposits Held	
2303 · Water Deposits Held	6,430.00
<b>Total 2300 · Deposits Held</b>	<u>6,430.00</u>
<b>Total Other Current Liabilities</b>	<u>13,068.80</u>
<b>Total Current Liabilities</b>	202,588.63
<b>Long Term Liabilities</b>	
2400 · Net Pension Liability	136,917.00
2450 · U.S. Bank Loan WWTP	3,020,000.00
2500 · Deferred Inflows of Resources	5,752.00
<b>Total Long Term Liabilities</b>	<u>3,162,669.00</u>
<b>Total Liabilities</b>	3,365,257.63
<b>Equity</b>	
3900 · Retained Earnings	7,148,593.87
Net Income	-48,074.00
<b>Total Equity</b>	<u>7,100,519.87</u>
<b>TOTAL LIABILITIES &amp; EQUITY</b>	<u><u>10,465,777.50</u></u>

	<u>Aug 22</u>
<b>Ordinary Income/Expense</b>	
<b>Income</b>	
<b>4000 · Income Summary</b>	
<b>4010 · Operating Revenue</b>	109,692.33
<b>4012 · Solid Waste Franchise Fee</b>	2,337.35
<b>4050 · Harbor Charges</b>	
<b>4052 · Front Street Lighting</b>	240.00
<b>4053 · WWTP O&amp;M</b>	33,823.00
	<hr/>
<b>Total 4050 · Harbor Charges</b>	34,063.00
	<hr/>
<b>Total 4000 · Income Summary</b>	146,092.68
	<hr/>
<b>Total Income</b>	146,092.68
	<hr/>
<b>Gross Profit</b>	146,092.68
	<hr/>
<b>Expense</b>	
<b>5100 · Merchant Credit Card Fees</b>	
<b>5110 · Amex</b>	10.00
<b>5120 · Chase Paymentech</b>	508.16
<b>5140 · Invoice Cloud</b>	449.69
	<hr/>
<b>Total 5100 · Merchant Credit Card Fees</b>	967.85
	<hr/>
<b>5200 · Payroll Expenses</b>	
<b>5210 · Gross Wages</b>	
<b>5211 · Regular Pay</b>	3,665.19
<b>5012 · Holiday Pay</b>	0.00
<b>5014 · Sick Pay</b>	111.63
<b>5016 · Vacation Pay</b>	223.26
	<hr/>
<b>Total 5210 · Gross Wages</b>	4,000.08
	<hr/>
<b>5230 · Payroll Taxes</b>	69.60
	<hr/>
<b>5240 · Health &amp; Medical Exp.</b>	
<b>5242 · Health Ins / Other</b>	800.00
	<hr/>
<b>Total 5240 · Health &amp; Medical Exp.</b>	800.00
	<hr/>
<b>5250 · PERS Company Pd Expense</b>	
<b>5256 · PERS Co Pd Kristi</b>	250.00
	<hr/>
<b>Total 5250 · PERS Company Pd Expense</b>	250.00

Avila Beach Community Services District  
Profit & Loss  
August 2022

---

	<u>Aug 22</u>
5280 · Payroll Administration & Misc.	114.32
<b>Total 5200 · Payroll Expenses</b>	<b>5,234.00</b>
<b>6000 · Administrative Overheads</b>	
6102 · Accounting	2,160.00
6103 · Accounting Audit	2,354.00
6120 · Dues & Subscriptions	1,000.00
6130 · LAFCo Fees	5,523.92
6135 · Legal	9,246.00
6140 · Office Supplies & Postage	
6142 · Postage & Shipping	579.32
6143 · Supplies, Office	69.24
<b>Total 6140 · Office Supplies &amp; Postage</b>	<b>648.56</b>
6145 · Public Notices	119.28
6150 · Rate Assistance	836.11
6170 · Website	200.00
<b>Total 6000 · Administrative Overheads</b>	<b>22,087.87</b>
<b>6500 · Operating Expenses</b>	
6505 · Contract Labor O & M	65,329.20
6506 · Contract Labor GM	9,520.00
6507 · Contract Labor Civil Engineer	7,005.00
6510 · Critical Spare Parts	4,751.05
6520 · Equipment Repair & Maint.	
6522 · Equip. Rep. & Maint-Avila & HD	14,703.50
6524 · Equip. Rep. & Maint. Avila Only	5,089.24
<b>Total 6520 · Equipment Repair &amp; Maint.</b>	<b>19,792.74</b>
6535 · Insurance P/L	2,034.74
6540 · Lab Tests	4,799.00
6542 · Maintenance	349.50
6550 · Operating Supplies	2,298.37
6555 · Permits & Fees	243.30
6580 · Solids Handling	1,982.75
6585 · Telephone / Internet	712.40
6590 · Utilities	5,151.73
<b>Total 6500 · Operating Expenses</b>	<b>123,969.78</b>

Avila Beach Community Services District  
**Profit & Loss**  
August 2022

	<u>Aug 22</u>
6800 · Water	
6802 · Lopez	59,057.25
<b>Total 6800 · Water</b>	<u>59,057.25</u>
<b>Total Expense</b>	<u>211,316.75</u>
<b>Net Ordinary Income</b>	-65,224.07
<b>Other Income/Expense</b>	
Other Income	
7200 · Non-Operating Income	
7220 · CIP Harbor	15,485.00
<b>Total 7200 · Non-Operating Income</b>	<u>15,485.00</u>
<b>Total Other Income</b>	15,485.00
<b>Other Expense</b>	
9990 · Refund	2,706.90
8200 · Non-Operating Expenses	
8230 · Capital Purchases in Prog Sani	
8237 · WW-7 Misc. Wastewater Projects	17,416.95
8245 · WWTP Improvement Project	
8245g · WWTP Cannon CM Services	19,381.76
8245d · WWTP Wallace Group Enginee...	7,983.75
8245e · WWTP Construction	1,881.01
<b>Total 8245 · WWTP Improvement Project</b>	<u>29,246.52</u>
<b>Total 8230 · Capital Purchases in Prog Sani</b>	<u>46,663.47</u>
<b>Total 8200 · Non-Operating Expenses</b>	<u>46,663.47</u>
<b>Total Other Expense</b>	<u>49,370.37</u>
<b>Net Other Income</b>	<u>-33,885.37</u>
<b>Net Income</b>	<u><u>-99,109.44</u></u>

Avila Beach Community Services District  
**Checks by Fund w/Accounts**  
 August 2022

09/06/22

Type	Date	Num	Name	Memo	Account	Amount	Balance
Check	08/02/2022	3277	Coastline Cleaning Co.	Office Maintenance Inv. 3101 (July 2022)	6542 · Maintenance	165.00	165.00
Check	08/02/2022	3277	Coastline Cleaning Co.	Exterior Clean Up of Leaves, Sand and De...	6542 · Maintenance	25.00	190.00
Check	08/02/2022	3278	Creative Technologies, I...	Customer Number 849 Inv. 7477 8/1/22 R...	6142 · Postage & Ship...	166.50	356.50
Check	08/02/2022	3278	Creative Technologies, I...	Consumer Confidence Report	6142 · Postage & Ship...	28.05	384.55
Check	08/02/2022	3281	Perez Gardening Service	Inv. 28150 8/15/22 Services July	6542 · Maintenance	47.25	431.80
Check	08/02/2022	3284	Fedak & Brown, LLP	FY 2022-23 Audit services during June 2022	6103 · Accounting Audit	2,354.00	2,785.80
Check	08/02/2022	3285	McClatchy Company, LLC	Telegram Tribune Public Notices Inv. 1315...	6145 · Public Notices	119.28	2,905.08
Check	08/02/2022	3286	SLO CO Auditor Control...	LAFCo Fees 2022/23 Inv. 7/1/22	6130 · LAFCo Fees	5,523.92	8,429.00
Check	08/02/2022	EFT	GetStreamline.com / Di...	monthly ABCSD Streamline	6170 · Website	200.00	8,629.00
Check	08/02/2022		Paymenttech	merchant cc fees	5120 · Chase Paymen...	14.31	8,643.31
Check	08/03/2022	3288	Nikki Engle Bookkeeping	Inv. 3117 7/13/22 Bookkeeping	6102 · Accounting	480.00	9,123.31
Check	08/03/2022		Paymenttech	merchant cc fees	5120 · Chase Paymen...	19.41	9,142.72
Check	08/03/2022		Paymenttech	merchant cc fees	5120 · Chase Paymen...	4.75	9,147.47
Check	08/03/2022		Paymenttech	merchant cc fees	5120 · Chase Paymen...	1.27	9,148.74
Check	08/03/2022	EFT	Caltronics Business Sys...	merchant cc fees	6550 · Operating Sup...	60.22	9,208.96
Check	08/04/2022		Paymenttech	merchant cc fees	5120 · Chase Paymen...	2.93	9,211.89
Check	08/05/2022		U.S. Postal Service		6142 · Postage & Ship...	46.25	9,258.14
Check	08/05/2022		American Express Disc...	Amex	5110 · Amex	10.00	9,268.14
Check	08/05/2022		Paymenttech	merchant cc fees	5120 · Chase Paymen...	1.50	9,269.64
Check	08/08/2022		InvoiceCloud	Invoice Cloud merchant fees	5140 · Invoice Cloud	449.69	9,719.33
Check	08/09/2022	EFT	Brezden Pest		6542 · Maintenance	65.00	9,784.33
Check	08/10/2022	EFT	Cal Tec Computers	computer repairs	6524 · Equip. Rep. & M...	40.00	9,824.33
Check	08/10/2022		Paymenttech	merchant cc fees	5120 · Chase Paymen...	2.52	9,826.85
Check	08/10/2022		Paymenttech	merchant cc fees	5120 · Chase Paymen...	2.91	9,829.76
Check	08/11/2022		Paymenttech	merchant cc fees	5120 · Chase Paymen...	1.33	9,831.09
Check	08/12/2022		Paymenttech	merchant cc fees	5120 · Chase Paymen...	3.90	9,834.99
Check	08/15/2022		Paymenttech	merchant cc fees	5120 · Chase Paymen...	3.13	9,838.12
Check	08/16/2022	3289	Hagemann & Associates	Inv. 1191 7/28/22 GM July 3rd - 16th, 2022...	6506 · Contract Labor ...	1,450.00	11,288.12
Check	08/16/2022	3290	Hagemann & Associates	Contract Labor GM Onv. 1192 7/17 - 7/30/22	6506 · Contract Labor ...	870.00	12,158.12
Check	08/16/2022	3291	Hagemann & Associates	GM Contract Labor Inv. 1193 Aug 1st - 13t...	6506 · Contract Labor ...	3,600.00	15,758.12
Check	08/17/2022		Paymenttech	merchant cc fees	5120 · Chase Paymen...	1.55	15,759.67
Check	08/17/2022		Paymenttech	merchant cc fees	5120 · Chase Paymen...	1.10	15,760.77
Check	08/17/2022	3296	Nikki Engle Bookkeeping	6/29/22 Inv. 3109 Bookkeeping	6102 · Accounting	690.00	16,450.77
Check	08/17/2022	3296	Nikki Engle Bookkeeping	7/22/22 Inv. 3121 Bookkeeping	6102 · Accounting	300.00	16,750.77
Check	08/17/2022	3296	Nikki Engle Bookkeeping	8/10/22 Inv. 3135 Bookkeeping	6102 · Accounting	690.00	17,440.77
Check	08/17/2022	3297	Creative Technologies, I...	Customer Number 849 Inv. 7558 8/1/22 R...	6142 · Postage & Ship...	100.65	17,541.42
Check	08/17/2022	3297	Creative Technologies, I...	Consumer Confidence Report	6142 · Postage & Ship...	71.37	17,612.79
Check	08/17/2022	3298	Gina Nobili	Account #1708 Refund for Meter Mix Up	9990 · Refund	2,706.90	20,319.69
Check	08/18/2022		Paymenttech	merchant cc fees	5120 · Chase Paymen...	1.38	20,321.07
Check	08/19/2022		Paymenttech	merchant cc fees	5120 · Chase Paymen...	1.14	20,322.21

**Avila Beach Community Services District**  
**Checks by Fund w/Accounts**  
**August 2022**

09/06/22

Type	Date	Num	Name	Memo	Account	Amount	Balance	
Check	08/19/2022	EFT	PERS	GASB 68 Report CalPERS ID # 16748782...	6120 · Dues & Subscri...	700.00	21,022.21	
Check	08/22/2022	EFT	PG&E	100 San Luis St.	6590 · Utilities	200.27	21,222.48	
Check	08/22/2022		Paymenttech	merchant cc fees	5120 · Chase Paymen...	3.58	21,226.06	
Check	08/23/2022	3299	Price, Postel & Parma L...	File. 24425-00001 Inv. 196945 7/13/22 Ad...	6135 · Legal	1,955.00	23,181.06	
Check	08/23/2022		Paymenttech	merchant cc fees	5120 · Chase Paymen...	70.94	23,252.00	
Check	08/24/2022		Paymenttech	merchant cc fees	5120 · Chase Paymen...	1.84	23,253.84	
Check	08/25/2022	3301	Perez Gardening Service	Inv. 28686 8/15/22 Aug Services	6542 · Maintenance	47.25	23,301.09	
Check	08/25/2022	3303	Creative Technologies, I...	Customer Number 849 Inv. 7558 8/1/22 R...	6142 · Postage & Ship...	166.50	23,467.59	
Check	08/25/2022	EFT	Spectrum	Acct #. 8245100980033571	6585 · Telephone / Int...	229.95	23,697.54	
Check	08/26/2022		Deluxe Bus Sys	merchant cc fees	6143 · Supplies, Office	69.24	23,766.78	
Check	08/26/2022		Paymenttech	merchant cc fees	5120 · Chase Paymen...	366.95	24,133.73	
Check	08/30/2022	3305	Hagemann & Associates	Inv. 1194 8/27/22 Aug 14th - 27th, 2022 C...	6506 · Contract Labor ...	3,600.00	27,733.73	
Check	08/30/2022	3306	Fluid Resource Manage...	Fuel Surcharge	6505 · Contract Labor ...	198.36	27,932.09	
Check	08/30/2022	3306	Fluid Resource Manage...	Fuel Surcharge	6505 · Contract Labor ...	198.36	28,130.45	
Check	08/30/2022	3306	Fluid Resource Manage...	Fuel Surcharge	6505 · Contract Labor ...	167.04	28,297.49	
Check	08/31/2022		Paymenttech	merchant cc fees	5120 · Chase Paymen...	1.72	28,299.21	
<b>Total General / Admin</b>							<b>28,299.21</b>	<b>28,299.21</b>
<b>Lights</b>								
Check	08/02/2022	EFT	PG&E	Colony Lights acct # 5992155362-0	6590 · Utilities	117.31	117.31	
Check	08/02/2022	EFT	PG&E	Town Lights acct # 0690976984-3	6590 · Utilities	446.35	563.66	
Check	08/22/2022	EFT	PG&E	Front St. Lights acct# 5796765606-7	6590 · Utilities	374.34	938.00	
<b>Total Lights</b>							<b>938.00</b>	<b>938.00</b>
<b>Sanitary</b>								
Check	08/01/2022	EFT	AT&T	acct # 805 595-9416 904 5	6585 · Telephone / Int...	196.46	196.46	
Check	08/02/2022	3280	Underground Services	Annual Membership Fees	6120 · Dues & Subscri...	150.00	346.46	
Check	08/02/2022	3282	Speed's, Inc.	Solids Handling 7/13/22 68224	6580 · Solids Handling	1,982.75	2,329.21	
Check	08/02/2022	3283	Padre Associates, Inc.	2022-1319 Cultural Resource Monitoring 7...	8245e · WWTP Const...	1,568.51	3,897.72	
Check	08/02/2022	EFT	South County Sanitary ...	Acct. Number 4120-3104357 2 Yd Dumpster	6590 · Utilities	134.96	4,032.68	
Check	08/16/2022	3289	Hagemann & Associates	Contract Sani System	6507 · Contract Labor ...	435.00	4,467.68	
Check	08/16/2022	3290	Hagemann & Associates	Contract Labor Sani System	6507 · Contract Labor ...	290.00	4,757.68	
Check	08/16/2022	3291	Hagemann & Associates	Sani System Contract Labor	6507 · Contract Labor ...	1,650.00	6,407.68	
Check	08/16/2022	EFT	AT&T	acct # 287272916182 tablet 805 234-1720	6585 · Telephone / Int...	23.50	6,431.18	
Check	08/17/2022	3292	Abalone Coast Analytic...	Statement: 5853 8/1/22	6540 · Lab Tests	4,799.00	11,230.18	
Check	08/17/2022	3293	Perry's Electric Motors ...	FFR Pump Repair Inv. 26211 7/26/22	6522 · Equip. Rep. & ...	3,286.34	14,516.52	
Check	08/17/2022	3294	Cannon	MBR WWTP Project # 211211 Invoice: 80...	8245g · WWTP Cann...	19,381.76	33,898.28	
Check	08/17/2022	3295	Syneco Systems Inc.	Air Scrubber Inv. 12348 8/5/22	8237 · WW-7 Misc. W...	17,416.95	51,315.23	
Check	08/18/2022	EFT	AT&T	acct # x 0885 Internet	6585 · Telephone / Int...	58.85	51,374.08	
Check	08/18/2022		MASTERCARD/DEBIT	Jeffery Kearns 8/13/22 Payment Returned ...	1280 · Water & Sewer...	515.00	51,889.08	



**Avila Beach Community Services District**  
**Checks by Fund w/Accounts**  
**August 2022**

09/06/22

Type	Date	Num	Name	Memo	Account	Amount	Balance	
Check	08/22/2022	EFT	PG&E	Lift Station acct# 6338432238-2	6590 · Utilities	168.32	52,057.40	
Check	08/22/2022	EFT	PG&E	3rd & San Fran St. pump	6590 · Utilities	3,480.22	55,537.62	
Check	08/25/2022	3300	Wallace Group, Inc.	Inv. 55998 Project #: 0245-0012 5/9/22	8245d · WWTP Walla...	7,983.75	63,521.37	
Check	08/25/2022	3302	USA Bluebook	Customer 916419 Inv. #072658 8/9/22	6550 · Operating Sup...	721.59	64,242.96	
Check	08/30/2022	3305	Hagemann & Associates	Contract Labor Sani System	6507 · Contract Labor ...	1,800.00	66,042.96	
Check	08/30/2022	3306	Fluid Resource Manage...	June 2022 Ops. Sanitary Inv. F21979	6505 · Contract Labor ...	15,812.83	81,855.79	
Check	08/30/2022	3306	Fluid Resource Manage...	A21834 Supplies for WWTP	6550 · Operating Sup...	30.89	81,886.68	
Check	08/30/2022	3306	Fluid Resource Manage...	T21843	6505 · Contract Labor ...	1,068.72	82,955.40	
Check	08/30/2022	3306	Fluid Resource Manage...	W21594 SCADA Issues	6522 · Equip. Rep. & ...	1,663.16	84,618.56	
Check	08/30/2022	3306	Fluid Resource Manage...	W21614 Alarm Call Out 4/17/22	6522 · Equip. Rep. & ...	532.29	85,150.85	
Check	08/30/2022	3306	Fluid Resource Manage...	June 2022 Ops. Sanitary Inv. F21979	6505 · Contract Labor ...	15,812.83	100,963.68	
Check	08/30/2022	3306	Fluid Resource Manage...	July 2022 Ops. Sani F22069	6505 · Contract Labor ...	15,812.83	116,776.51	
Check	08/30/2022	3306	Fluid Resource Manage...	A21964 Supplies for WWTP	6550 · Operating Sup...	1,485.67	118,262.18	
Check	08/30/2022	3306	Fluid Resource Manage...	WWTP Pump A21965	6510 · Critical Spare ...	2,414.65	120,676.83	
Check	08/30/2022	3306	Fluid Resource Manage...	A22020 Pump & ByPass	6510 · Critical Spare ...	2,336.40	123,013.23	
Check	08/30/2022	3306	Fluid Resource Manage...	WWTP Expansion	8245e · WWTP Const...	312.50	123,325.73	
Check	08/30/2022	3306	Fluid Resource Manage...	T22052 M & Repair	6522 · Equip. Rep. & ...	2,549.04	125,874.77	
Check	08/30/2022	3306	Fluid Resource Manage...	W21755 FFR Pump #1 Diagnosis	6522 · Equip. Rep. & ...	965.43	126,840.20	
Check	08/30/2022	3306	Fluid Resource Manage...	W21775 Primary Sludge Pit High Level Ala...	6522 · Equip. Rep. & ...	1,347.57	128,187.77	
Check	08/30/2022	3306	Fluid Resource Manage...	W21795 Power Fail 4/30/22	6522 · Equip. Rep. & ...	344.99	128,532.76	
Check	08/30/2022	3306	Fluid Resource Manage...	FFR High Level Callout	6522 · Equip. Rep. & ...	3,276.48	131,809.24	
Check	08/30/2022	3306	Fluid Resource Manage...	FFR Pit High Level Alarm Call Out	6522 · Equip. Rep. & ...	738.20	132,547.44	
Check	08/30/2022	EFT	AT&T	acct # 805 595-9416 904 5	6585 · Telephone / Int...	203.64	132,751.08	
Total Sanitary							132,751.08	132,751.08
<b>Solid Waste</b>								
Check	08/23/2022	3299	Price, Postel & Parma L...	Solid Waste Management Ordinance	6135 · Legal	3,680.00	3,680.00	
Check	08/25/2022	3304	Price, Postel & Parma L...	Solid Waste Management Ordinance2442...	6135 · Legal	2,070.00	5,750.00	
Total Solid Waste							5,750.00	5,750.00
<b>Water</b>								
Check	08/02/2022	3279	SLO County Public Works	Lopez Water Fiscal Year 2022-23 CSA 12	6802 · Lopez	11,317.37	11,317.37	
Check	08/02/2022	3279	SLO County Public Works	Debt Services O&M	6802 · Lopez	47,739.88	59,057.25	
Check	08/02/2022	3280	Underground Services	Annual Membership Fees	6120 · Dues & Subscri...	150.00	59,207.25	
Check	08/02/2022	3287	SLO Co Health	Cross Connections	6555 · Permits & Fees	243.30	59,450.55	
Check	08/16/2022	3289	Hagemann & Associates	Contract Labor Water System	6507 · Contract Labor ...	435.00	59,885.55	
Check	08/16/2022	3290	Hagemann & Associates	Contract Labor Water System	6507 · Contract Labor ...	145.00	60,030.55	
Check	08/16/2022	3291	Hagemann & Associates	Water System Contract Labor	6507 · Contract Labor ...	1,350.00	61,380.55	
Check	08/18/2022		MASTERCARD/DEBIT	Jeffery Kearns 8/13/22 Payment Returned ...	1280 · Water & Sewer...	515.00	61,895.55	
Check	08/22/2022	EFT	PG&E	1717 Cave Landing Rd.	6590 · Utilities	229.96	62,125.51	

**Avila Beach Community Services District**  
**Checks by Fund w/Accounts**  
**August 2022**

09/06/22

Type	Date	Num	Name	Memo	Account	Amount	Balance	
Check	08/23/2022	3299	Price, Postel & Parma L...	Water Constervation Plan	6135 · Legal	1,541.00	63,666.51	
Check	08/30/2022	3305	Hagemann & Associates	Contract Labor Water	6507 · Contract Labor ...	900.00	64,566.51	
Check	08/30/2022	3306	Fluid Resource Manage...	June 2022 Ops. Water Inv. F21893	6505 · Contract Labor ...	5,295.07	69,861.58	
Check	08/30/2022	3306	Fluid Resource Manage...	W21728 Replace Hydrant and Sample	6524 · Equip. Rep. & M...	4,625.73	74,487.31	
Check	08/30/2022	3306	Fluid Resource Manage...	W21776 Leak on Sycamore	6524 · Equip. Rep. & M...	423.51	74,910.82	
Check	08/30/2022	3306	Fluid Resource Manage...	June 2022 Ops. Water Inv. F21979	6505 · Contract Labor ...	5,295.07	80,205.89	
Check	08/30/2022	3306	Fluid Resource Manage...	July 2022 Ops. Water F22069	6505 · Contract Labor ...	5,295.07	85,500.96	
Check	08/30/2022	3306	Fluid Resource Manage...	A22042 Chemicals Water	6505 · Contract Labor ...	373.02	85,873.98	
Total Water							85,873.98	85,873.98
<b>TOTAL</b>							<b>253,612.27</b>	<b>253,612.27</b>

**Avila Beach Community Services District**  
**Deposits by Fund**  
**August 2022**

09/06/22

Type	Date	Memo	Split	Amount	Balance
<b>General / Admin</b>					
Deposit	08/11/2022	Customer Cash Deposit	1010 · Pacific Prem...	-852.22	-852.22
Total General / Admin					
<b>Sanitary</b>					
Deposit	08/01/2022	Sani Rec	1010 · Pacific Prem...	-341.26	-341.26
Deposit	08/01/2022	Rate Assistance	1010 · Pacific Prem...	12.23	-329.03
Deposit	08/01/2022	Other 1	1010 · Pacific Prem...	0.00	-329.03
Deposit	08/01/2022	Other 2	1010 · Pacific Prem...	74.89	-254.14
Deposit	08/02/2022	Sani Rec	1010 · Pacific Prem...	-371.80	-625.94
Deposit	08/02/2022	Rate Assistance	1010 · Pacific Prem...	10.27	-615.67
Deposit	08/02/2022	Other 1	1010 · Pacific Prem...	0.00	-615.67
Deposit	08/02/2022	Other 2	1010 · Pacific Prem...	0.00	-615.67
Deposit	08/03/2022	Sani Rec	1010 · Pacific Prem...	-373.14	-988.81
Deposit	08/03/2022	Rate Assistance	1010 · Pacific Prem...	4.73	-984.08
Deposit	08/03/2022	Other 1	1010 · Pacific Prem...	0.00	-984.08
Deposit	08/03/2022	Other 2	1010 · Pacific Prem...	-0.60	-984.68
Deposit	08/04/2022	Sani Rec	1010 · Pacific Prem...	-350.47	-1,335.15
Deposit	08/04/2022	Rate Assistance	1010 · Pacific Prem...	15.00	-1,320.15
Deposit	08/04/2022	Other 1	1010 · Pacific Prem...	0.00	-1,320.15
Deposit	08/04/2022	Other 2	1010 · Pacific Prem...	-23.56	-1,343.71
Deposit	08/05/2022	Sani Rec	1010 · Pacific Prem...	-343.68	-1,687.39
Deposit	08/05/2022	Rate Assistance	1010 · Pacific Prem...	0.00	-1,687.39
Deposit	08/05/2022	Other 1	1010 · Pacific Prem...	0.00	-1,687.39
Deposit	08/05/2022	Other 2	1010 · Pacific Prem...	0.00	-1,687.39
Deposit	08/06/2022	Sani Rec	1010 · Pacific Prem...	-79.09	-1,766.48
Deposit	08/06/2022	Rate Assistance	1010 · Pacific Prem...	15.82	-1,750.66
Deposit	08/06/2022	Other 1	1010 · Pacific Prem...	0.00	-1,750.66
Deposit	08/06/2022	Other 2	1010 · Pacific Prem...	39.45	-1,711.21
Deposit	08/07/2022	Sani Rec	1010 · Pacific Prem...	-98.27	-1,809.48
Deposit	08/07/2022	Rate Assistance	1010 · Pacific Prem...	0.00	-1,809.48
Deposit	08/07/2022	Other 1	1010 · Pacific Prem...	0.00	-1,809.48
Deposit	08/07/2022	Other 2	1010 · Pacific Prem...	0.00	-1,809.48
Deposit	08/08/2022	Sani Rec	1010 · Pacific Prem...	-1,566.03	-3,375.51
Deposit	08/08/2022	Rate Assistance	1010 · Pacific Prem...	4.73	-3,370.78

**Avila Beach Community Services District**  
**Deposits by Fund**  
**August 2022**

09/06/22

Type	Date	Memo	Split	Amount	Balance
Deposit	08/08/2022	Other 1	1010 · Pacific Prem...	0.00	-3,370.78
Deposit	08/08/2022	Other 2	1010 · Pacific Prem...	433.29	-2,937.49
Deposit	08/09/2022	Sani Rec	1010 · Pacific Prem...	-1,588.28	-4,525.77
Deposit	08/09/2022	Rate Assistance	1010 · Pacific Prem...	7.50	-4,518.27
Deposit	08/09/2022	Other 1	1010 · Pacific Prem...	0.00	-4,518.27
Deposit	08/09/2022	Other 2	1010 · Pacific Prem...	85.65	-4,432.62
Deposit	08/10/2022	Sani Rec	1010 · Pacific Prem...	-314.49	-4,747.11
Deposit	08/10/2022	Rate Assistance	1010 · Pacific Prem...	0.00	-4,747.11
Deposit	08/10/2022	Other 1	1010 · Pacific Prem...	0.00	-4,747.11
Deposit	08/10/2022	Other 2	1010 · Pacific Prem...	0.00	-4,747.11
Deposit	08/11/2022	Sani Rec	1010 · Pacific Prem...	-684.09	-5,431.20
Deposit	08/11/2022	Rate Assistance	1010 · Pacific Prem...	17.78	-5,413.42
Deposit	08/11/2022	Other 1	1010 · Pacific Prem...	0.00	-5,413.42
Deposit	08/11/2022	Other 2	1010 · Pacific Prem...	74.89	-5,338.53
Deposit	08/12/2022	Sani Rec	1010 · Pacific Prem...	-102.74	-5,441.27
Deposit	08/12/2022	Rate Assistance	1010 · Pacific Prem...	0.00	-5,441.27
Deposit	08/12/2022	Other 1	1010 · Pacific Prem...	0.00	-5,441.27
Deposit	08/12/2022	Other 2	1010 · Pacific Prem...	0.00	-5,441.27
Deposit	08/13/2022	Sani Rec	1010 · Pacific Prem...	-166.85	-5,608.12
Deposit	08/13/2022	Rate Assistance	1010 · Pacific Prem...	0.00	-5,608.12
Deposit	08/13/2022	Other 1	1010 · Pacific Prem...	0.00	-5,608.12
Deposit	08/13/2022	Other 2	1010 · Pacific Prem...	-916.77	-6,524.89
Deposit	08/15/2022	Sani Rec	1010 · Pacific Prem...	-10,938.36	-17,463.25
Deposit	08/15/2022	Rate Assistance	1010 · Pacific Prem...	10.27	-17,452.98
Deposit	08/15/2022	Other 1	1010 · Pacific Prem...	0.00	-17,452.98
Deposit	08/15/2022	Other 2	1010 · Pacific Prem...	-15.73	-17,468.71
Deposit	08/16/2022	Sani Rec	1010 · Pacific Prem...	-5,267.25	-22,735.96
Deposit	08/16/2022	Rate Assistance	1010 · Pacific Prem...	134.84	-22,601.12
Deposit	08/16/2022	Other 1	1010 · Pacific Prem...	387.81	-22,213.31
Deposit	08/16/2022	Other 2	1010 · Pacific Prem...	-34.91	-22,248.22
Deposit	08/17/2022	Sani Rec	1010 · Pacific Prem...	-4,292.56	-26,540.78
Deposit	08/17/2022	Rate Assistance	1010 · Pacific Prem...	7.50	-26,533.28
Deposit	08/17/2022	Other 1	1010 · Pacific Prem...	0.00	-26,533.28
Deposit	08/17/2022	Other 2	1010 · Pacific Prem...	0.00	-26,533.28
Deposit	08/18/2022	Sani Rec	1010 · Pacific Prem...	-14,240.75	-40,774.03
Deposit	08/18/2022	Rate Assistance	1010 · Pacific Prem...	65.06	-40,708.97

**Avila Beach Community Services District  
Deposits by Fund  
August 2022**

09/06/22

Type	Date	Memo	Split	Amount	Balance
Deposit	08/18/2022	Other 1	1010 · Pacific Prem...	28.65	-40,680.32
Deposit	08/18/2022	Other 2	1010 · Pacific Prem...	365.51	-40,314.81
Deposit	08/19/2022	Sani Rec	1010 · Pacific Prem...	-185.90	-40,500.71
Deposit	08/19/2022	Rate Assistance	1010 · Pacific Prem...	24.13	-40,476.58
Deposit	08/19/2022	Other 1	1010 · Pacific Prem...	0.00	-40,476.58
Deposit	08/19/2022	Other 2	1010 · Pacific Prem...	0.00	-40,476.58
Deposit	08/20/2022	Sani Rec	1010 · Pacific Prem...	-23.65	-40,500.23
Deposit	08/20/2022	Rate Assistance	1010 · Pacific Prem...	0.00	-40,500.23
Deposit	08/20/2022	Other 1	1010 · Pacific Prem...	0.00	-40,500.23
Deposit	08/20/2022	Other 2	1010 · Pacific Prem...	0.00	-40,500.23
Deposit	08/22/2022	Sani Rec	1010 · Pacific Prem...	-3,284.44	-43,784.67
Deposit	08/22/2022	Rate Assistance	1010 · Pacific Prem...	32.35	-43,752.32
Deposit	08/22/2022	Other 1	1010 · Pacific Prem...	0.00	-43,752.32
Deposit	08/22/2022	Other 2	1010 · Pacific Prem...	420.20	-43,332.12
Deposit	08/24/2022	Sani Rec	1010 · Pacific Prem...	-23.25	-43,355.37
Deposit	08/24/2022	Rate Assistance	1010 · Pacific Prem...	0.00	-43,355.37
Deposit	08/24/2022	Other 1	1010 · Pacific Prem...	0.00	-43,355.37
Deposit	08/24/2022	Other 2	1010 · Pacific Prem...	0.00	-43,355.37
Deposit	08/25/2022	Sani Rec	1010 · Pacific Prem...	-940.06	-44,295.43
Deposit	08/25/2022	Rate Assistance	1010 · Pacific Prem...	0.00	-44,295.43
Deposit	08/25/2022	Other 1	1010 · Pacific Prem...	0.00	-44,295.43
Deposit	08/25/2022	Other 2	1010 · Pacific Prem...	42.54	-44,252.89
Deposit	08/26/2022	Sani Rec	1010 · Pacific Prem...	-227.48	-44,480.37
Deposit	08/26/2022	Rate Assistance	1010 · Pacific Prem...	7.50	-44,472.87
Deposit	08/26/2022	Other 1	1010 · Pacific Prem...	0.00	-44,472.87
Deposit	08/26/2022	Other 2	1010 · Pacific Prem...	0.00	-44,472.87
Deposit	08/27/2022	Sani Rec	1010 · Pacific Prem...	-65.23	-44,538.10
Deposit	08/27/2022	Rate Assistance	1010 · Pacific Prem...	13.05	-44,525.05
Deposit	08/27/2022	Other 1	1010 · Pacific Prem...	0.00	-44,525.05
Deposit	08/27/2022	Other 2	1010 · Pacific Prem...	0.00	-44,525.05
Deposit	08/29/2022	Sani Rec	1010 · Pacific Prem...	-703.85	-45,228.90
Deposit	08/29/2022	Rate Assistance	1010 · Pacific Prem...	20.55	-45,208.35
Deposit	08/29/2022	Other 1	1010 · Pacific Prem...	0.00	-45,208.35
Deposit	08/29/2022	Other 2	1010 · Pacific Prem...	0.00	-45,208.35
Deposit	08/30/2022	Sani Rec	1010 · Pacific Prem...	-61.16	-45,269.51
Deposit	08/30/2022	Rate Assistance	1010 · Pacific Prem...	0.00	-45,269.51

**Avila Beach Community Services District**  
**Deposits by Fund**  
**August 2022**

09/06/22

Type	Date	Memo	Split	Amount	Balance
Deposit	08/30/2022	Other 1	1010 · Pacific Prem...	0.00	-45,269.51
Deposit	08/30/2022	Other 2	1010 · Pacific Prem...	0.00	-45,269.51
Deposit	08/31/2022	Sani Rec	1010 · Pacific Prem...	-640.46	-45,909.97
Deposit	08/31/2022	Rate Assistance	1010 · Pacific Prem...	0.00	-45,909.97
Deposit	08/31/2022	Other 1	1010 · Pacific Prem...	0.00	-45,909.97
Deposit	08/31/2022	Other 2	1010 · Pacific Prem...	0.00	-45,909.97
Deposit	08/31/2022	\$ 463.31 BALANCE ADJ CCs	1010 · Pacific Prem...	-231.65	-46,141.62
Total Sanitary				-46,141.62	-46,141.62
<b>Solid Waste</b>					
Deposit	08/25/2022	Waste Connections Franchise Fee SW	1010 · Pacific Prem...	-2,337.35	-2,337.35
Total Solid Waste				-2,337.35	-2,337.35
<b>Water</b>					
Deposit	08/01/2022	Water Rec	1010 · Pacific Prem...	-497.50	-497.50
Deposit	08/01/2022	Rate Assistance	1010 · Pacific Prem...	22.24	-475.26
Deposit	08/01/2022	Other 1	1010 · Pacific Prem...	0.00	-475.26
Deposit	08/01/2022	Other 2	1010 · Pacific Prem...	0.00	-475.26
Deposit	08/02/2022	Water Rec	1010 · Pacific Prem...	-344.64	-819.90
Deposit	08/02/2022	Rate Assistance	1010 · Pacific Prem...	12.37	-807.53
Deposit	08/02/2022	Other 1	1010 · Pacific Prem...	0.00	-807.53
Deposit	08/02/2022	Other 2	1010 · Pacific Prem...	0.00	-807.53
Deposit	08/03/2022	Water Rec	1010 · Pacific Prem...	-348.30	-1,155.83
Deposit	08/03/2022	Rate Assistance	1010 · Pacific Prem...	10.70	-1,145.13
Deposit	08/03/2022	Other 1	1010 · Pacific Prem...	0.00	-1,145.13
Deposit	08/03/2022	Other 2	1010 · Pacific Prem...	0.00	-1,145.13
Deposit	08/04/2022	Water Rec	1010 · Pacific Prem...	-361.56	-1,506.69
Deposit	08/04/2022	Rate Assistance	1010 · Pacific Prem...	23.08	-1,483.61
Deposit	08/04/2022	Other 1	1010 · Pacific Prem...	0.00	-1,483.61
Deposit	08/04/2022	Other 2	1010 · Pacific Prem...	0.00	-1,483.61
Deposit	08/05/2022	Water Rec	1010 · Pacific Prem...	-351.96	-1,835.57
Deposit	08/05/2022	Rate Assistance	1010 · Pacific Prem...	0.00	-1,835.57
Deposit	08/05/2022	Other 1	1010 · Pacific Prem...	0.00	-1,835.57
Deposit	08/05/2022	Other 2	1010 · Pacific Prem...	0.00	-1,835.57
Deposit	08/06/2022	Water Rec	1010 · Pacific Prem...	-70.22	-1,905.79

**Avila Beach Community Services District  
Deposits by Fund  
August 2022**

09/06/22

Type	Date	Memo	Split	Amount	Balance
Deposit	08/06/2022	Rate Assistance	1010 · Pacific Prem...	14.04	-1,891.75
Deposit	08/06/2022	Other 1	1010 · Pacific Prem...	0.00	-1,891.75
Deposit	08/06/2022	Other 2	1010 · Pacific Prem...	0.00	-1,891.75
Deposit	08/07/2022	Water Rec	1010 · Pacific Prem...	-168.86	-2,060.61
Deposit	08/07/2022	Rate Assistance	1010 · Pacific Prem...	0.00	-2,060.61
Deposit	08/07/2022	Other 1	1010 · Pacific Prem...	0.00	-2,060.61
Deposit	08/07/2022	Other 2	1010 · Pacific Prem...	0.00	-2,060.61
Deposit	08/08/2022	Water Rec	1010 · Pacific Prem...	-1,674.76	-3,735.37
Deposit	08/08/2022	Rate Assistance	1010 · Pacific Prem...	10.70	-3,724.67
Deposit	08/08/2022	Other 1	1010 · Pacific Prem...	0.00	-3,724.67
Deposit	08/08/2022	Other 2	1010 · Pacific Prem...	0.00	-3,724.67
Deposit	08/09/2022	Water Rec	1010 · Pacific Prem...	-1,944.98	-5,669.65
Deposit	08/09/2022	Rate Assistance	1010 · Pacific Prem...	11.54	-5,658.11
Deposit	08/09/2022	Other 1	1010 · Pacific Prem...	0.00	-5,658.11
Deposit	08/09/2022	Other 2	1010 · Pacific Prem...	0.00	-5,658.11
Deposit	08/10/2022	Water Rec	1010 · Pacific Prem...	-533.88	-6,191.99
Deposit	08/10/2022	Rate Assistance	1010 · Pacific Prem...	0.00	-6,191.99
Deposit	08/10/2022	Other 1	1010 · Pacific Prem...	0.00	-6,191.99
Deposit	08/10/2022	Other 2	1010 · Pacific Prem...	0.00	-6,191.99
Deposit	08/11/2022	Water Rec	1010 · Pacific Prem...	-1,972.22	-8,164.21
Deposit	08/11/2022	Rate Assistance	1010 · Pacific Prem...	23.91	-8,140.30
Deposit	08/11/2022	Other 1	1010 · Pacific Prem...	0.00	-8,140.30
Deposit	08/11/2022	Other 2	1010 · Pacific Prem...	0.00	-8,140.30
Deposit	08/12/2022	Water Rec	1010 · Pacific Prem...	-123.72	-8,264.02
Deposit	08/12/2022	Rate Assistance	1010 · Pacific Prem...	0.00	-8,264.02
Deposit	08/12/2022	Other 1	1010 · Pacific Prem...	0.00	-8,264.02
Deposit	08/12/2022	Other 2	1010 · Pacific Prem...	0.00	-8,264.02
Deposit	08/13/2022	Water Rec	1010 · Pacific Prem...	-292.38	-8,556.40
Deposit	08/13/2022	Rate Assistance	1010 · Pacific Prem...	0.00	-8,556.40
Deposit	08/13/2022	Other 1	1010 · Pacific Prem...	0.00	-8,556.40
Deposit	08/13/2022	Other 2	1010 · Pacific Prem...	0.00	-8,556.40
Deposit	08/15/2022	Water Rec	1010 · Pacific Prem...	-4,033.46	-12,589.86
Deposit	08/15/2022	Rate Assistance	1010 · Pacific Prem...	12.37	-12,577.49
Deposit	08/15/2022	Other 1	1010 · Pacific Prem...	0.00	-12,577.49
Deposit	08/15/2022	Other 2	1010 · Pacific Prem...	0.00	-12,577.49
Deposit	08/16/2022	Water Rec	1010 · Pacific Prem...	-6,127.07	-18,704.56

**Avila Beach Community Services District  
Deposits by Fund  
August 2022**

09/06/22

Type	Date	Memo	Split	Amount	Balance
Deposit	08/16/2022	Rate Assistance	1010 · Pacific Prem...	147.38	-18,557.18
Deposit	08/16/2022	Other 1	1010 · Pacific Prem...	0.00	-18,557.18
Deposit	08/16/2022	Other 2	1010 · Pacific Prem...	0.00	-18,557.18
Deposit	08/17/2022	Water Rec	1010 · Pacific Prem...	-3,203.63	-21,760.81
Deposit	08/17/2022	Rate Assistance	1010 · Pacific Prem...	11.54	-21,749.27
Deposit	08/17/2022	Other 1	1010 · Pacific Prem...	0.00	-21,749.27
Deposit	08/17/2022	Other 2	1010 · Pacific Prem...	0.00	-21,749.27
Deposit	08/18/2022	Water Rec	1010 · Pacific Prem...	-15,121.33	-36,870.60
Deposit	08/18/2022	Rate Assistance	1010 · Pacific Prem...	88.69	-36,781.91
Deposit	08/18/2022	Other 1	1010 · Pacific Prem...	0.00	-36,781.91
Deposit	08/18/2022	Other 2	1010 · Pacific Prem...	0.00	-36,781.91
Deposit	08/19/2022	Water Rec	1010 · Pacific Prem...	-857.88	-37,639.79
Deposit	08/19/2022	Rate Assistance	1010 · Pacific Prem...	21.26	-37,618.53
Deposit	08/19/2022	Other 1	1010 · Pacific Prem...	0.00	-37,618.53
Deposit	08/19/2022	Other 2	1010 · Pacific Prem...	0.00	-37,618.53
Deposit	08/20/2022	Water Rec	1010 · Pacific Prem...	-53.50	-37,672.03
Deposit	08/20/2022	Rate Assistance	1010 · Pacific Prem...	0.00	-37,672.03
Deposit	08/20/2022	Other 1	1010 · Pacific Prem...	0.00	-37,672.03
Deposit	08/20/2022	Other 2	1010 · Pacific Prem...	0.00	-37,672.03
Deposit	08/22/2022	Water Rec	1010 · Pacific Prem...	-3,100.25	-40,772.28
Deposit	08/22/2022	Rate Assistance	1010 · Pacific Prem...	46.31	-40,725.97
Deposit	08/22/2022	Other 1	1010 · Pacific Prem...	0.00	-40,725.97
Deposit	08/22/2022	Other 2	1010 · Pacific Prem...	0.00	-40,725.97
Deposit	08/24/2022	Water Rec	1010 · Pacific Prem...	-53.50	-40,779.47
Deposit	08/24/2022	Rate Assistance	1010 · Pacific Prem...	0.00	-40,779.47
Deposit	08/24/2022	Other 1	1010 · Pacific Prem...	0.00	-40,779.47
Deposit	08/24/2022	Other 2	1010 · Pacific Prem...	0.00	-40,779.47
Deposit	08/25/2022	Water Rec	1010 · Pacific Prem...	-837.46	-41,616.93
Deposit	08/25/2022	Rate Assistance	1010 · Pacific Prem...	0.00	-41,616.93
Deposit	08/25/2022	Other 1	1010 · Pacific Prem...	0.00	-41,616.93
Deposit	08/25/2022	Other 2	1010 · Pacific Prem...	0.00	-41,616.93
Deposit	08/26/2022	Water Rec	1010 · Pacific Prem...	-337.29	-41,954.22
Deposit	08/26/2022	Rate Assistance	1010 · Pacific Prem...	11.54	-41,942.68
Deposit	08/26/2022	Other 1	1010 · Pacific Prem...	0.00	-41,942.68
Deposit	08/26/2022	Other 2	1010 · Pacific Prem...	0.00	-41,942.68
Deposit	08/27/2022	Water Rec	1010 · Pacific Prem...	-66.04	-42,008.72



**Avila Beach Community Services District**  
**Deposits by Fund**  
**August 2022**

09/06/22

Type	Date	Memo	Split	Amount	Balance
Deposit	08/27/2022	Rate Assistance	1010 · Pacific Prem...	13.21	-41,995.51
Deposit	08/27/2022	Other 1	1010 · Pacific Prem...	0.00	-41,995.51
Deposit	08/27/2022	Other 2	1010 · Pacific Prem...	0.00	-41,995.51
Deposit	08/29/2022	Water Rec	1010 · Pacific Prem...	-828.22	-42,823.73
Deposit	08/29/2022	Rate Assistance	1010 · Pacific Prem...	24.74	-42,798.99
Deposit	08/29/2022	Other 1	1010 · Pacific Prem...	0.00	-42,798.99
Deposit	08/29/2022	Other 2	1010 · Pacific Prem...	0.00	-42,798.99
Deposit	08/30/2022	Water Rec	1010 · Pacific Prem...	-111.18	-42,910.17
Deposit	08/30/2022	Rate Assistance	1010 · Pacific Prem...	0.00	-42,910.17
Deposit	08/30/2022	Other 1	1010 · Pacific Prem...	0.00	-42,910.17
Deposit	08/30/2022	Other 2	1010 · Pacific Prem...	0.00	-42,910.17
Deposit	08/31/2022	Water Rec	1010 · Pacific Prem...	-596.92	-43,507.09
Deposit	08/31/2022	Rate Assistance	1010 · Pacific Prem...	0.00	-43,507.09
Deposit	08/31/2022	Other 1	1010 · Pacific Prem...	0.00	-43,507.09
Deposit	08/31/2022	Other 2	1010 · Pacific Prem...	0.00	-43,507.09
Deposit	08/31/2022	\$ 463.31 BALANCE ADJ CCs	1010 · Pacific Prem...	-231.66	-43,738.75
Total Water				-43,738.75	-43,738.75
<b>TOTAL</b>				<b>-93,069.94</b>	<b>-93,069.94</b>

11:07 AM  
09/06/22  
Avila Beach Community Services District  
QB Refund Acct Detail

Accrual Basis

All Transactions

Type	Date	Num	Name	Memo	Split	Amount
<b>9990 - Refund</b>						
Check	08/17/2022	3298	Gina Nobili	Account #1708 Refund for Meter Mi 1010 · Pacific Premier Checking		2,706.90
Check	09/06/2022	3307	James Orth	Misread Meter Refund 8.24.22 1010 · Pacific Premier Checking		517.91
Total 9990 · Refund						<u>3,224.81</u>
<b>TOTAL</b>						<b><u>3,224.81</u></b>

9/6/22 - Hi Kristi!

These Refunds really should be credited back to their original account.

So, if they were included in El Dorado's Payment History Reports, they would've been booked to Accounts Receivable and Income in QuickBooks.

This means, they should be taken back out of Accounts Receivable and Income in QB.

Otherwise, we are over-stating ABCSD's Income and Accounts Receivable.


So, could you let me know if they were in fact booked on El Dorado Reports, and I'll fix them? I suspect they were.

Also, once you've confirmed this and I fix the accounting, I can reprint financials for you if you'd like. Let me know, please. Thanks! Nikki

**AVILA BEACH**  
**COMMUNITY SERVICES DISTRICT**  
Post Office Box 309, Avila Beach, CA. 93424

**MEMORANDUM**

TO: Board of Directors

FROM: Brad Hagemann, General Manager 

DATE: September 13, 2022

SUBJECT: General Manager/District Engineer Report

THE GENERAL MANAGER'S REPORT WILL BE AVAILABLE AT THE BOARD MEETING





September 7, 2022

Avila Beach Community Services District  
100 San Luis Street  
Avila Beach, CA 93424

**SUBJECT: August 2022 MONTHLY FACILITY REPORT FOR THE AVILA BEACH COMMUNITY SERVICES DISTRICT WASTEWATER TREATMENT PLANT, WATER SYSTEM, AND COLLECTION SYSTEM**

### WASTEWATER TREATMENT PLANT

Areas within the wastewater plant that are known to accumulate solids continue to be manually cleaned on a regular basis. The Chlorine Contact Chamber floor is vacuumed out on a weekly basis. These solids, if left to decompose, can have a negative effect on the effluent quality leaving the facility.

Staff responded to a generator room burglar alarm. Doors were shut on arrival. Locked both doors and turned the alarm on then made sure it cleared with GWA.

The Primary Clarifier Effluent Line was replaced on August 25<sup>th</sup> at the WWTP and to complete this repair, the Primary Clarifier was drained and used as a holding tank for the day's flows. Due to low flows on that day, the daily TCR (Total Chlorine Residual) sample was not taken. The regulator was notified via email.

### WATER SYSTEM

The small water storage tank continues to be used as standby, with FRM staff monitoring the water quality in the tank and flushing as needed. FRM Staff continues to monitor the chlorine residuals and provide additional chlorine as needed. Staff has been performing distribution flushing on an as-needed basis.

### COMPLIANCE RECORD AND PLANT PERFORMANCE

Staff compiled the data to complete the monthly Self-Monitoring Report and Discharge Monitoring Report in California Integrated Water Quality System (CIWQS). Once approved, the reports are uploaded into CIWQS and certified by ABCSD Staff.

Plant Design for Influent BOD is 270 mg/L. The permit limit for Effluent TSS and BOD is a Monthly Average of 40 mg/L with a Daily Maximum of 90 mg/L.

Sincerely,

**FLUID RESOURCE MANAGEMENT**

### ATTACHMENTS

- Self-Monitoring Report
- ABCSD Average Daily WWTP Effluent Flow (2020-2022)
- ABCSD Monthly Total WWTP Effluent Flow (2020-2022)
- Port San Luis Monthly Total Flow (2020-2022)
- Monthly Average Influent BOD (2020-2022)
- Monthly Average Effluent BOD (2020-2022)
- Monthly Water Purchased from Lopez (2020-2022)
- ABCSD Monthly Water Sold (2020-2022)



# Avila Beach CSD Wastewater Treatment Facility

Monthly report due last day of following month  
Annual report due January 30

Month: **AUGUST 2022**

Date	Daily Flow (MGD)			Effluent Monitoring		
	Total	Max (gpm)	Avg (gpm)	Biweekly Total Coliform	Biweekly Fecal Coliform	Daily Chlorine Residual
1	0.059738	90	42			<0.02
2	0.055592	156	38			<0.02
3	0.060439	101	42	4	<2	<0.02
4	0.058029	97	40	79	<2	<0.02
5	0.061996	146	43			<0.02
6	0.070995	126	49			<0.02
7	0.070499	117	49			<0.02
8	0.054709	89	38			<0.02
9	0.053732	93	37	17	5	<0.02
10	0.052064	87	36			<0.02
11	0.053624	82	37	12	<2	<0.02
12	0.060857	91	42			<0.02
13	0.068344	94	48			<0.02
14	0.069307	93	48			<0.02
15	0.076103	126	53			<0.02
16	0.052371	103	36	220	11	<0.02
17	0.031959	78	22			<0.02
18	0.051850	71	36	79	<2	<0.02
19	0.055707	76	39			<0.02
20	0.066224	81	46			<0.02
21	0.061285	84	43			<0.02
22	0.059052	99	41			<0.02
23	0.072804	105	50	13	2	<0.02
24	0.046408	92	32			<0.02
25	0.016817	92	12			--
26	0.046249	108	32	5	5	<0.02
27	0.046249	108	32			<0.02
28	0.060321	81	42			<0.02
29	0.043685	71	30			<0.02
30	0.039538	105	27	350	13	<0.02
31	0.037977	99	26			<0.02
Min	0.016817	71	12	4	<2	<0.02
Mean	0.055307	98.1	38.3	86.6	4.0	<0.02
Max	0.076103	156	53	350	13	<0.02
Total	1.714524	Effluent daily (dry weather) flow NTE 0.2 MGD (mean).				

### Effluent and Influent Monitoring

Date	Biweekly Effluent BOD (24 HC)	Biweekly Effluent TSS (24 HC)	Biweekly Influent BOD (24 HC)	Biweekly Influent TSS (24 HC)	Monthly Effluent Oil & Grease (Grab)
8/4/22	25	25	312	340	
8/7/22	24	18	339	289	
8/11/22	22	21	369	258	<5.0
8/14/22	28	27	359	350	
8/18/22	23	18	237	214	
8/21/22	64	26	613	316	
8/27/22	24	27	256	198	
8/28/22	30	35	290	263	
Min	22	18	237	198	<5.0
Mean	30.0	24.6	346.9	278.5	<5.0
Max	64	35	613	350	<5.0
BOD Removal: 91.4%			TSS Removal: 91.2%		

### Effluent Monitoring

Date	Weekly Set. Solids (Grab)	Weekly Turbidity (Grab)	Weekly pH (Grab)	Weekly Temp °F (Grab)
8/4/22	<0.1	27.3	7.11	74
8/11/22	<0.1	20.0	7.1	74
8/18/22	<0.1	20.3	7.1	73
8/26/22	<0.1	46.5	6.9	73
Min	<0.1	20.0	6.9	73
Mean	<0.1	28.5	7.1	74
Max	<0.1	46.5	7.1	74

### Effluent Limits

Parameter	Units	Monthly Avg	Weekly Avg	Daily Max
BOD	mg/L	40	60	90
Suspended Solids	mg/L	40	60	90
Oil and Grease	mg/L	25	40	75
Turbidity	NTU	75	100	225
Total Coliform	MPN/100 mL	7 Sample Median: 23		
		More than once in 30 days: 240		
		Daily Maximum: 2,400		
Chlorine Residual	mg/L	6 Month Median: 0.3		1.2
pH	pH units	Between 6.0 - 9.0		
Settleable Solids	mL/L	1.0	1.5	3.0
BOD/TSS Removal	%	≥ 75%	***	***

I certify under penalty of perjury that the foregoing is true and accurate and that the sampling procedure and analysis used are as specified in the Waste Discharge Order for this facility.

#### Influent Brine Received

Date	Volume (Gallons)
	N/A

#### Sludge Removal

Date	Gallons
8/17/22	4,800

SIGNATURE: \_\_\_\_\_

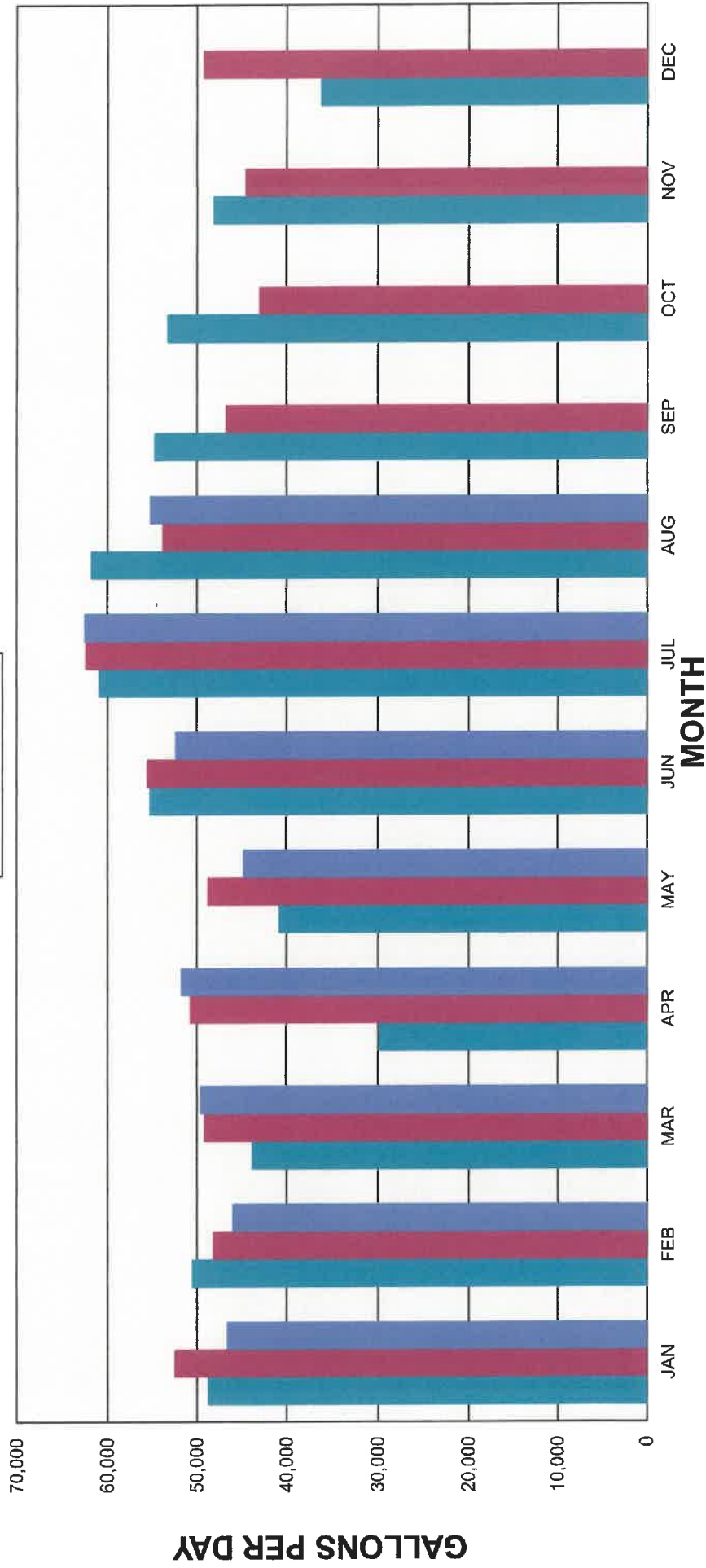
DATE: \_\_\_\_\_

PRINTED NAME: \_\_\_\_\_

TITLE: \_\_\_\_\_

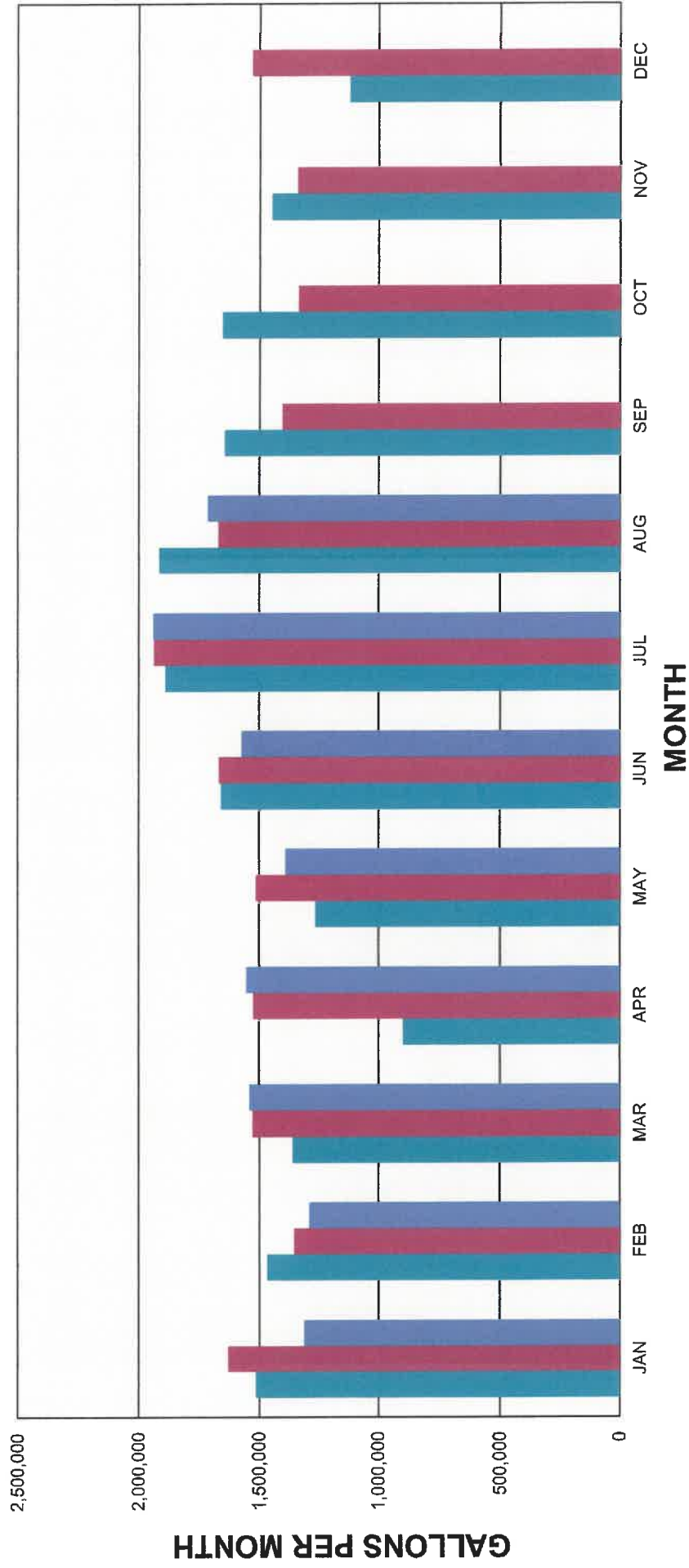
# ABCSD AVERAGE DAILY WWTP EFFLUENT FLOW (2020 - 2022)

■ 2020 ■ 2021 ■ 2022



# ABCSD MONTHLY TOTAL WWTP EFFLUENT FLOW (2020 - 2022)

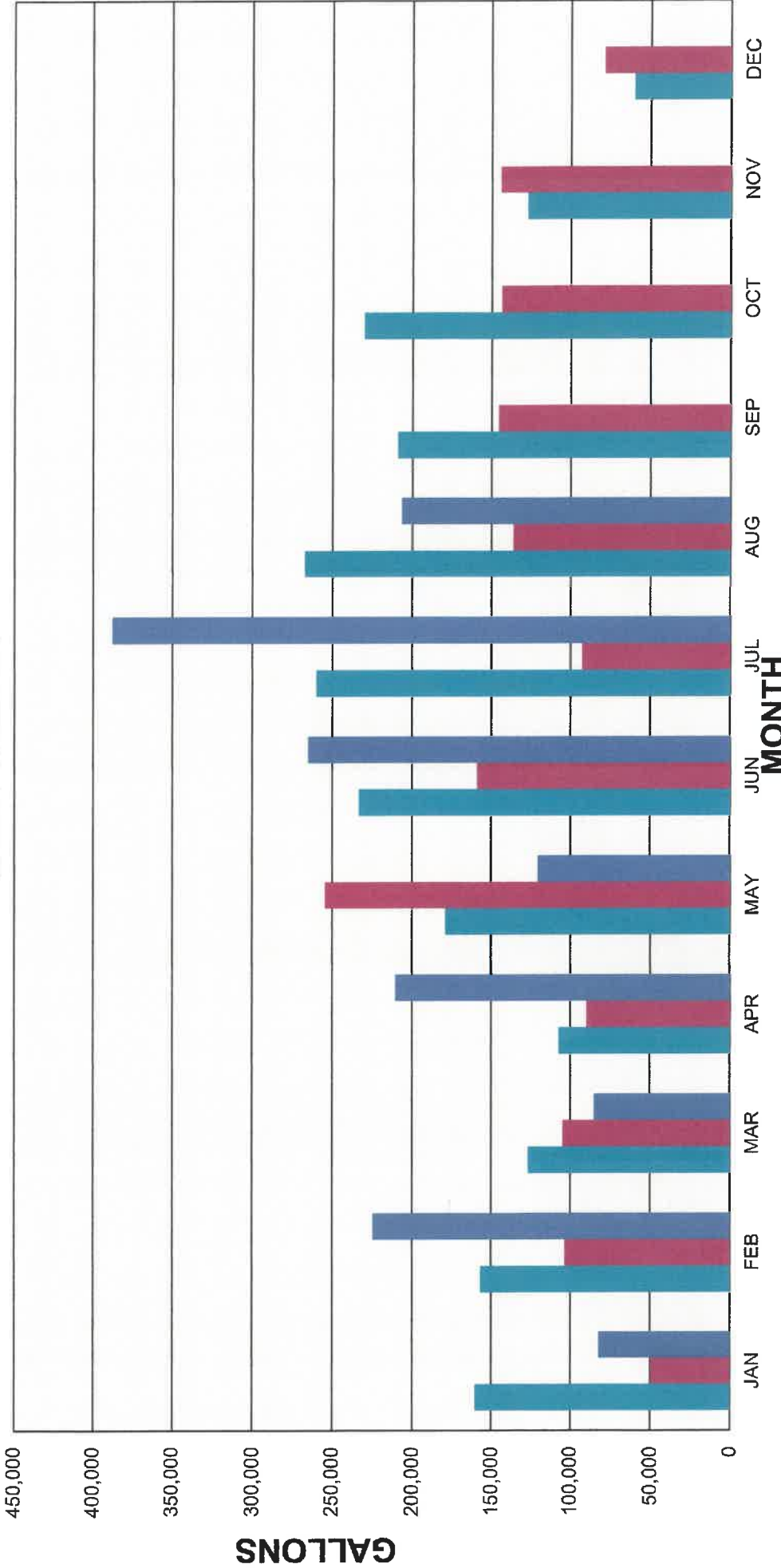
■ 2020 ■ 2021 ■ 2022



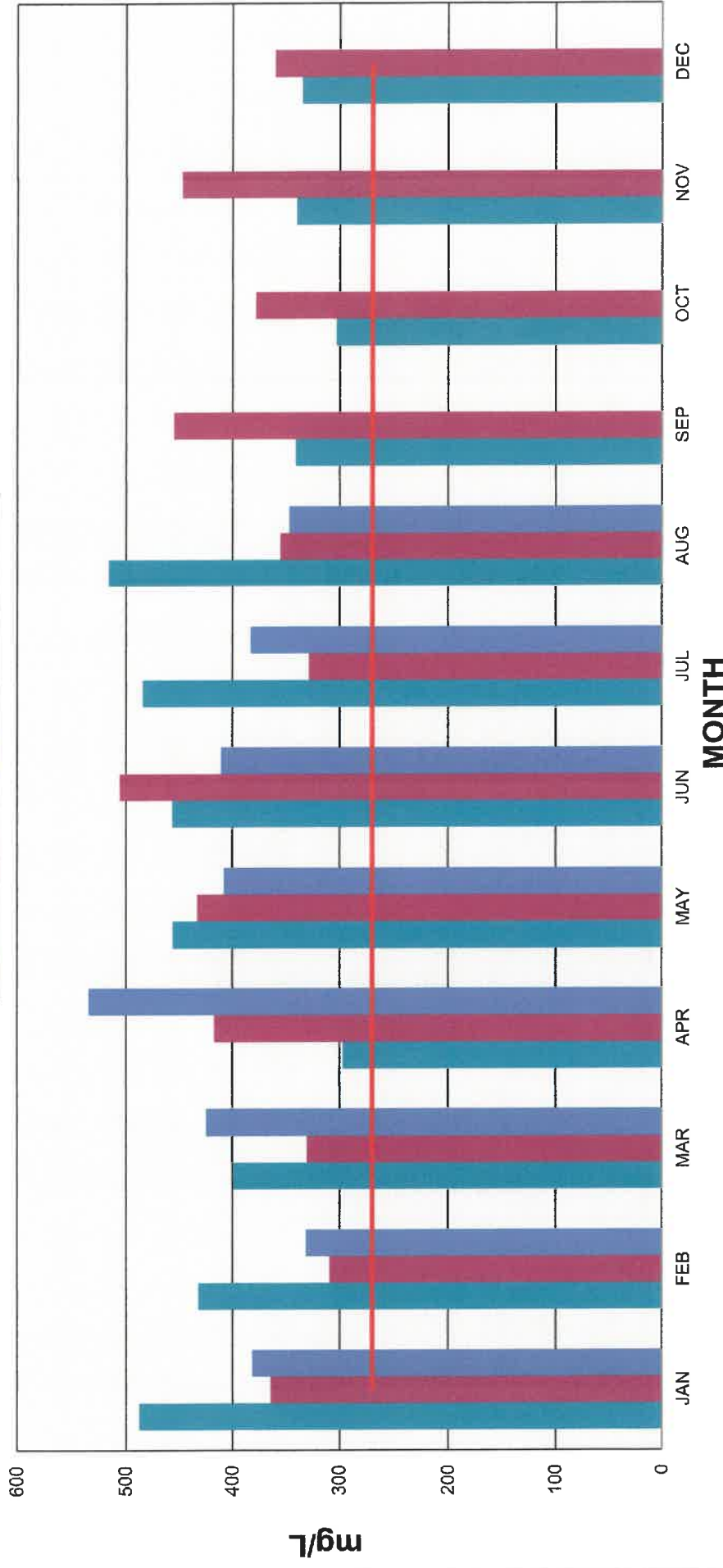



# PORT SAN LUIS MONTHLY TOTAL FLOW (2020 - 2022)

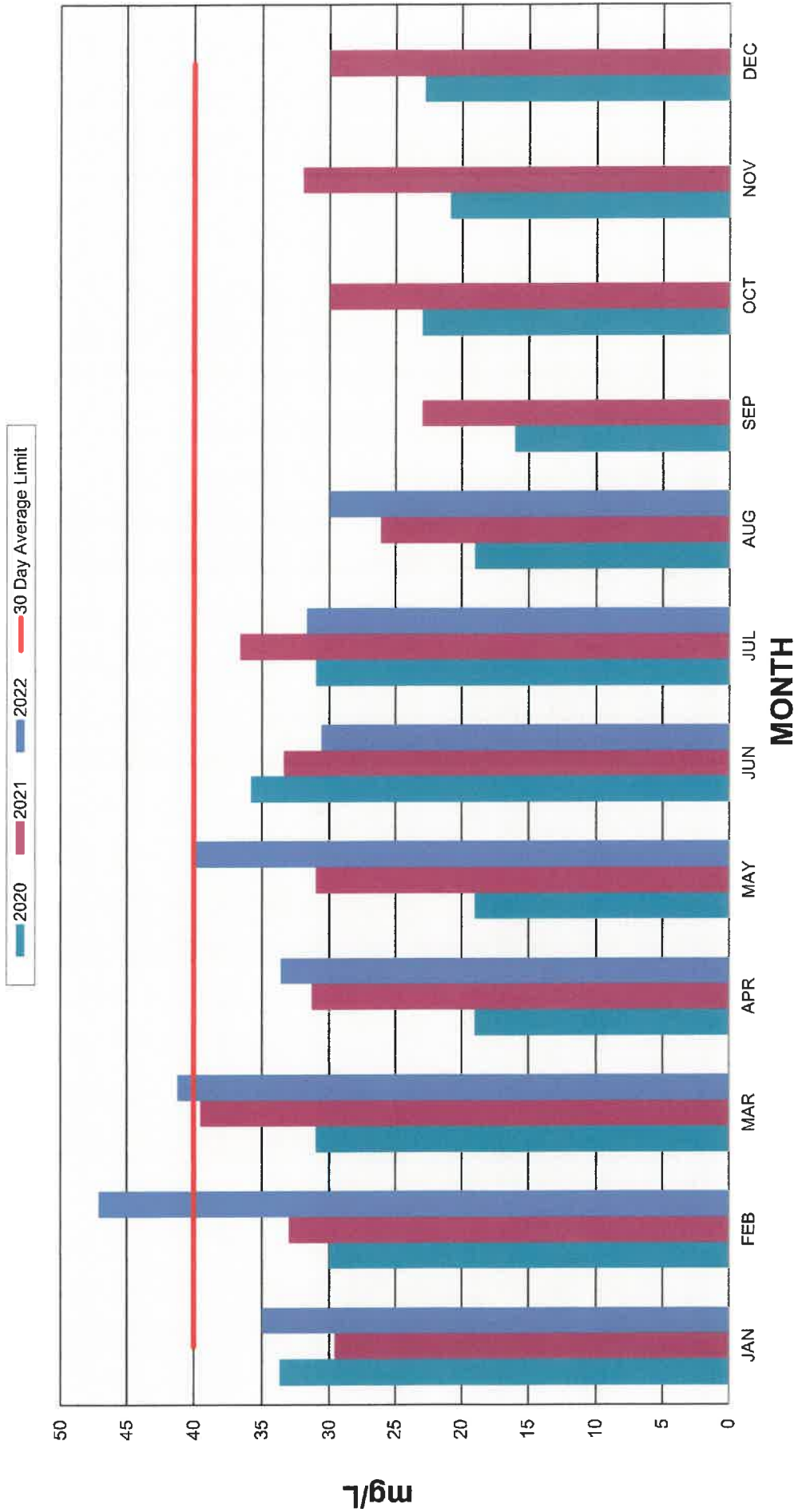
■ 2020 ■ 2021 ■ 2022



# ABCSD MONTHLY AVERAGE INFLUENT BOD (2020 - 2022)

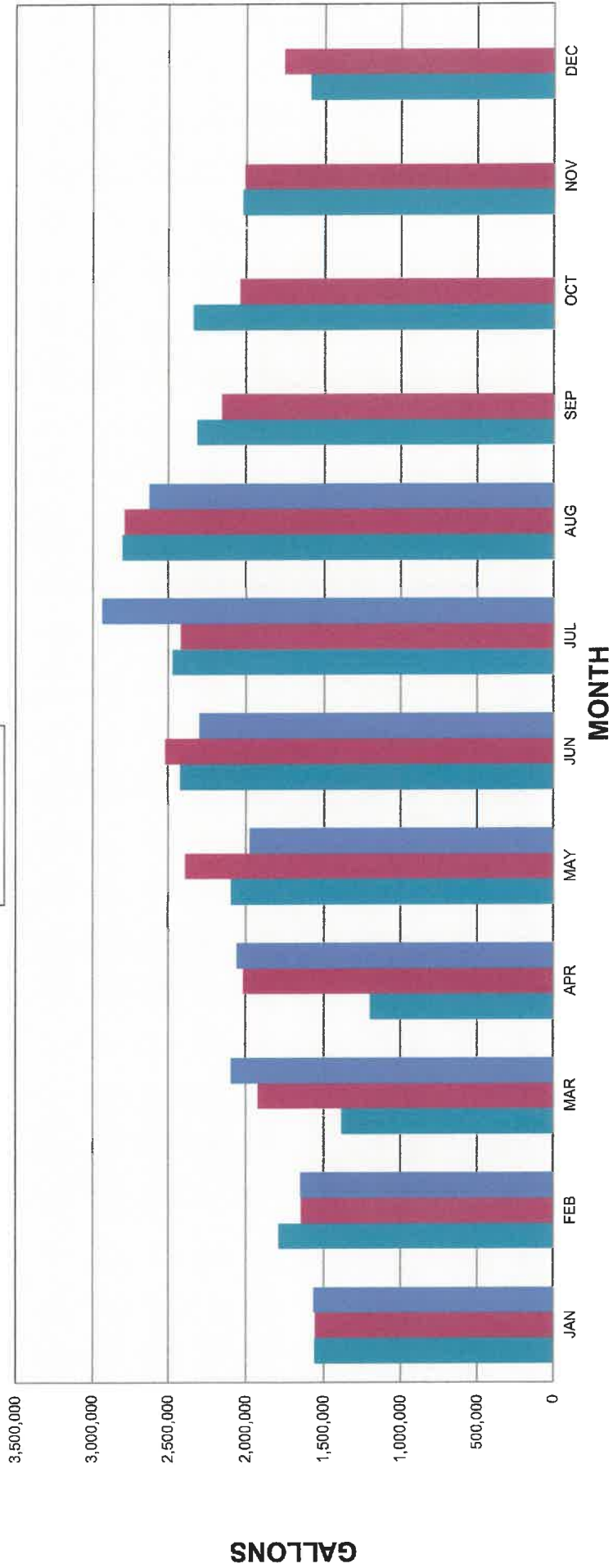


# ABCSD MONTHLY AVERAGE EFFLUENT BOD (2020 - 2022)



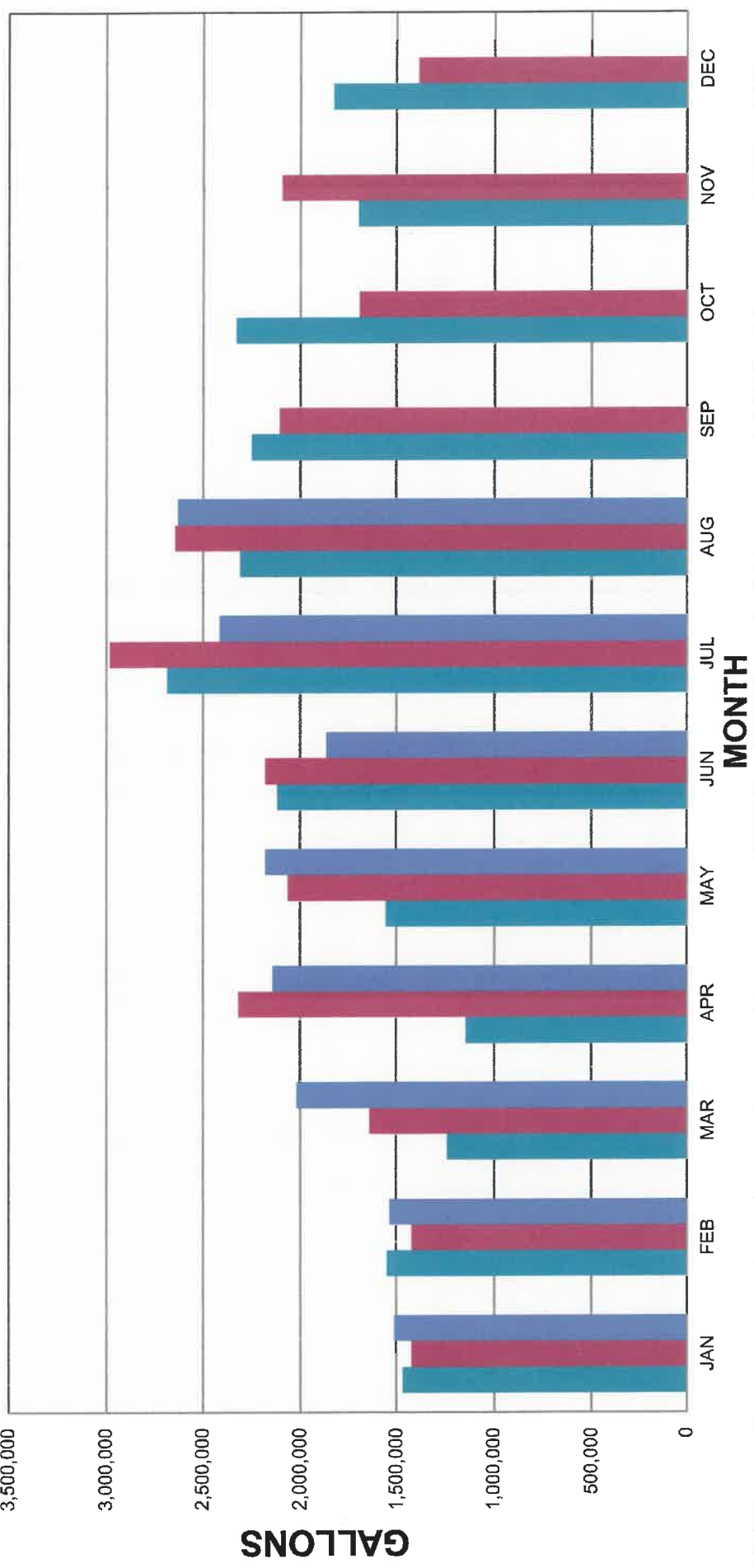
# ABCSD MONTHLY WATER PURCHASED FROM LOPEZ (2020 - 2022)

■ 2020   
 ■ 2021   
 ■ 2022



# ABCSD MONTHLY WATER SOLD (2020 - 2022)

■ 2020
 ■ 2021
 ■ 2022






# AVILA BEACH COMMUNITY SERVICES DISTRICT

Post Office Box 309, Avila Beach, CA. 93424

## MEMORANDUM

### Item 7A

TO: Board of Directors

FROM: Brad Hagemann, General Manager 

DATE: September 13, 2022

SUBJECT: Preliminary Intent to Serve Request: Gambрил Project, 2821, 2825, 2831 and 2835 Avila Beach Drive (Lot 14), 2-story mixed use project with one residential unit and commercial on the first floor, 2 residential units on the second floor and nine subterranean parking spaces, APN 076-196-019

### Recommendation:

Receive Staff Report and Consider Conditional Approval the Preliminary Intent to Serve Request

### Funding:

The applicant provided a Will Serve Application and check # 1146, dated August 30, 2022, in the amount of \$1,000 for the application processing fee as described in Resolution No. 97-2 for processing an "Intent to Serve" letter review. In addition the applicant has provided an Engineering and Inspection Agreement to cover any additional District costs for review and processing of the Will Serve Application. The Will Serve Application is provided as an attachment to this Staff Report.

### Discussion:

Attached for Board consideration is a Preliminary Will Serve Application dated July 25, 2022, from Cody Gambрил, General Contractor and owner of the subject property. The applicant is requesting water and sewer service for the existing vacant property lot at 2821 Avila Beach Drive (also referred to as Lot 14). The applicant is requesting service for four each three story single family residential units include: 3-bedrooms and 3 ½ bathrooms. The applicant has indicated that the application submitted to County Planning proposes to split the existing lot into four separate lots.

Staff is in the process of preparing an estimated Connection Fee worksheet for the proposed project. The Connection Fee estimate will be based on project engineering and architectural drawings submitted by the applicants and applying the fees from Resolution No. 2013-08, adopted by the Board in December 2013.

Staff recommends the Board consider approval of the Preliminary Will Serve Application. At the August 9<sup>th</sup>, 2022 Board meeting, the Board adopted the District's Water Conservation Program and declared a Stage II water supply condition, anticipating projected water supplies at 70% of entitlements (118 AFY). Stage II Water Supply Response Actions allow for continued processing of preliminary Will Serve Applications and do not impose a moratorium on new water service connections.

AVILA BEACH COMMUNITY SERVICES DISTRICT  
APPLICATION FOR  
PRELIMINARY WILL SERVE LETTER

1. Owner Name: Cody Gambriel
2. Business Address: 547 Five Cities Dr Pismo Beach CA 93449
3. Mailing Address: \_\_\_\_\_
4. Phone Number: (559) 760-9157
5. Agent's Name(Architect or Engineer): Arri's Studios / Above Grade
6. Mailing Address: 245 Higuera St. SLO
7. Phone Number: 805540-5115
8. Assessor's Parcel Number(APN) of lot(s) to be served: 076-196-019
9. Project's Location: 2821, 2825, 2831, 2835 Avila Beach Dr.
10. San Luis Obispo County Planning Department/Tract Development No.: \_\_\_\_\_
11. Number of Residential Units: 4      Number of Bedrooms: 3
12. Type of Use:
  - Single Family Residence     Duplex     Triplex     Multi-Family
  - Subdivision
  - Commercial
  - Multi-use (Project Description) \_\_\_\_\_  
Type \_\_\_\_\_
  - Remodel: (Project Description) \_\_\_\_\_
13. Applications for multi-use projects, commercial projects, projects that exceed two (2) residential units, or multi-family projects will not be approved until the following have been submitted to the District for its review:
  - a. Two (2) separate sets of site plans that show the approximate square footage of each unit, the site topography and an estimate of the number of water fixtures to serve each unit in the project; and
  - b. An engineer or architect's estimate of monthly water and sewer and demand (in gallons per month) for the project.
14. The Applicant agrees that in accordance with generally accepted construction practices, Applicant shall assume sole and complete responsibility for the condition of the job site during the course of the project, including the safety of




persons and property; that this requirement shall apply continuously and not be limited to normal working hours; and the Applicant shall defend, indemnify, and hold the District and District's agents, employees and consultants harmless from any and all claims, demands, damages, costs, expenses (including attorney's fees) judgements or liabilities arising out of the performance or attempted performance of the work on this project; except those claims, demands, damages, costs, expenses (including attorney's fees) judgements or liabilities resulting from the negligence or willful misconduct of the District.

Nothing in the foregoing indemnity provision shall be construed to require Applicant to indemnify District against any responsibility or liability or contravention of Civil Code §2782.

The undersigned acknowledges receipt of the Avila Beach Community Services District Application for District Service Policy and Guidelines (attached).

Date 7-25-2022

  
\_\_\_\_\_

(Must be signed by owner or owner's agent)

Cody Gambriel  
Print name

---

---




# AVILA BEACH COMMUNITY SERVICES DISTRICT

Post Office Box 309, Avila Beach, CA. 93424

## MEMORANDUM

### Item 7B

TO: Board of Directors

FROM: Brad Hagemann, General Manager 

DATE: September 13, 2022

SUBJECT: Request to Amend Preliminary Intent to Serve Request: Lauchaln/Zimmerman Project, 2845 and 2855 Avila Beach Drive (Lots 12 and 13), APNs 076-196-017 and APN 076-196-018

### **Recommendation:**

Receive Staff Report; Consider Conditional Approve the Request to Amend the Original Preliminary Intent to Serve Request

### **Funding:**

The applicant provided a Will Serve Application and check # 1143, dated August 30, 2022, in the amount of \$1,000 for the application processing fee as described in Resolution No. 97-2 for processing an "Intent to Serve" letter review. In addition the applicant has provided an Engineering and Inspection Agreement to cover any additional District costs for review and processing of the Will Serve Application. The Will Serve Application is provided as an attachment to this Staff Report.

### **Discussion/Background:**

On June 9, 2015, the Board of Directors approved a Preliminary Intent to the Serve to the Cagliero Brothers for Lots 12 and 13 (APNs 076-196-017 and 076-196-018). The Intent to Serve was for a project that included a duplex unit, on each of the two lots, each with 2 bedrooms (a total of eight bedrooms). The District extended the Preliminary Will Serves for both lot 12 and 13 several times while the applicant worked their way through the County permitting process. In November 2020, the applicant paid the project connection fees of \$31,892 per lot (a total of \$63,784) and staff issued a Final Will Serve for Lots 12 and 13.

The applicant (Mr. Zimmerman) purchased Lots 12 and 13 in 2022.

Attached for Board consideration is a new Preliminary Will Serve Application dated July 27, 2022, from Mr. Rob Zimmerman, owner of the subject properties, requesting an amendment to the original Will Serve application. The applicant is requesting water and sewer service for the vacant property at 2855 and 2845 Avila Beach Drive, (lots 12 and 13, respectively). The applicant is requesting service for four each three story single family residential units include: 3-bedrooms, a game room and 4 bathrooms. The applicant has indicated that the application submitted to County Planning proposes to split the existing two lots into four separate lots.

Staff is in the process of preparing an estimated Connection Fee worksheet for the proposed project. The Connection Fee estimate will be based on project engineering and architectural drawings submitted by the applicants and applying the fees from Resolution No. 2013-08, adopted by the Board in December 2013.

Staff recommends the Board consider approval of the Preliminary Will Serve Application amendment. If the County approves the project as proposed, it would add an additional 4 bedrooms to the previously approved Will Serve issued to the original project owners (Cagliero Brothers). At the August 9<sup>th</sup>, 2022 Board meeting, the Board adopted the District's Water Conservation Program and declared a Stage II water supply condition, anticipating projected water supplies at 70% of entitlements (118 AFY). Stage II Water Supply Response Actions allow for continued processing of preliminary Will Serve Applications and do not impose a moratorium on new water service connections.

AVILA BEACH COMMUNITY SERVICES DISTRICT  
APPLICATION FOR  
PRELIMINARY WILL SERVE LETTER

1. Owner Name: Lauchaln, LLC
2. Business Address: 5132 N Palm Ave #104 Fresno, CA 93704
3. Mailing Address: 5132 N Palm Ave #104, Fresno CA 93704
4. Phone Number: 559-960-7265
5. Agent's Name(Architect or Engineer): Arris Studio
6. Mailing Address: \_\_\_\_\_
7. Phone Number: 805-547-2240
8. Assessor's Parcel Number(APN) of lot(s) to be served: 076-196-017      076-196-018
9. Project's Location: 2845 Avila Beach Drive- 076-196-017  
2855 Avila Beach Drive - 076-196-018
10. San Luis Obispo County Planning Department/Tract Development No.: \_\_\_\_\_
11. Number of Residential Units: 4      Number of Bedrooms: 12
12. Type of Use:
  - Single Family Residence     Duplex     Triplex     Multi-Family
  - Subdivision
  - Commercial
  - Multi-use (Project Description) \_\_\_\_\_  
Type \_\_\_\_\_
  - Remodel: (Project Description) \_\_\_\_\_
13. Applications for multi-use projects, commercial projects, projects that exceed two (2) residential units, or multi-family projects will not be approved until the following have been submitted to the District for its review:
  - a. Two (2) separate sets of site plans that show the approximate square footage of each unit, the site topography and an estimate of the number of water fixtures to serve each unit in the project; and
  - b. An engineer or architect's estimate of monthly water and sewer and demand (in gallons per month) for the project.
14. The Applicant agrees that in accordance with generally accepted construction practices, Applicant shall assume sole and complete responsibility for the condition of the job site during the course of the project, including the safety of

persons and property; that this requirement shall apply continuously and not be limited to normal working hours; and the Applicant shall defend, indemnify, and hold the District and District's agents, employees and consultants harmless from any and all claims, demands, damages, costs, expenses (including attorney's fees) judgements or liabilities arising out of the performance or attempted performance of the work on this project; except those claims, demands, damages, costs, expenses (including attorney's fees) judgements or liabilities resulting from the negligence or willful misconduct of the District.

Nothing in the foregoing indemnity provision shall be construed to require Applicant to indemnify District against any responsibility or liability or contravention of Civil Code §2782.

The undersigned acknowledges receipt of the Avila Beach Community Services District Application for District Service Policy and Guidelines (attached).

Date 7/27/2022

DocuSigned by:  
  
DE4C3CE8578B4C6

(Must be signed by owner or owner's agent)

Rob Zimmerman

Print name

---

---