

AVILA BEACH COMMUNITY SERVICES DISTRICT

Post Office Box 309, Avila Beach, CA. 93424
Meeting Room and Office – 100 San Luis Street, Avila Beach
Telephone (805) 595-2664 FAX (805) 595-7623
E-mail: avilacsd@gmail.com

SPECIAL BOARD MEETING AGENDA 1:00 P.M. (Pacific Time) Tuesday, January 18th, 2022

ZOOM MEETING: 411 178 7571

Meeting ID: <https://us02web.zoom.us/j/4111787571>

BY PHONE: 1-669-900-9128

1. **CALL TO ORDER: 1:00 P.M.**

2. **ROLL CALL: Board Members:**

Pete Kelley, President
Lynn Helenius, Vice President
Ara Najarian, Director
Kristin Berry, Director
Howie Kennett, Director

3. **Consider Adopting Resolution No. 2022 – 01 Authorizing Remote Teleconferencing Meetings**

4. **PUBLIC COMMENT**

Members of the public wishing to comment or bring forward any items concerning District operations **which do not appear on today's agenda** may address the Board now. Please state name and address before addressing the Board and **limit presentations to 3 minutes**. State law does not allow Board action on items not appearing on the agenda.

5. **INFORMATION AND DISCUSSION ITEMS**

Items of District interest which may be placed on later agendas, or where staff needs to inform Board.

A. County Reports

1. SLO County Sheriff Department
2. CalFire/County Fire Department

B. Reports on Attended Conferences, Meetings, and General Communications of District Interest

6. CONSENT ITEMS:

These items are approved with one motion. Directors may briefly discuss any item, or may pull any item, which is then added to the business agenda.

- A. November Board Meeting Minutes
- B. Monthly Financial Reviews for November & December
- C. General Manager and District Engineer Report
- D. Water and Wastewater Superintendent Reports for November & December

7. DISCUSSION OF PULLED CONSENT ITEMS

At this time, items pulled for discussion from the Consent Agenda, if any, will be heard.

8. BUSINESS ITEMS: Items where Board action is called for.

- A. Election of Officers and Board Committee Appointments
(Action Required: Elect Board Officers and Committee appointments for calendar year 2022)
- B. Consider Awarding the Contract for the Wastewater Treatment Plant Upgrade Project
(Action Required: Receive Staff Report and Direct Staff to Award Contract to the Lowest Responsible and Responsive Bidder or Provide Other Direction to Staff)
- C. Review of District's Existing Water Shortage Response and Management Plan
(Action Required: Receive Staff Report and Direct Staff to Make any Changes to the Plan or Provide Other Direction to Staff)

9. COMMUNICATIONS/ CORRESPONDENCE

At this time, any Director, or staff, may ask questions for clarification, make any announcements, or report briefly on any activities or suggest items for future agendas.

10. Adjourn to next regularly scheduled meeting on February 8th, 2022.


Any writing or document pertaining to an open session item on this agenda which is distributed to a majority of the Board after the posting of this agenda will be available for public inspection at the time the subject writing or document is distributed. The writing or document will be available for public review in the District Administration Office, 100 San Luis Street, Avila Beach, CA during normal business hours. Consistent with the Americans with Disabilities Act and California Government Code Section 54954.2 requests for disability related modification or accommodation, including auxiliary aids or services may be made by a person with a disability who requires the modification or accommodation in order to participate at the above referenced public meeting by contacting the District at 805-595-2664.

AVILA BEACH
COMMUNITY SERVICES DISTRICT

Post Office Box 309, Avila Beach, CA. 93424

MEMORANDUM

TO: Board of Directors

FROM: Brad Hagemann, General Manager 

DATE: January 18, 2022

SUBJECT: Consider Adopting a Resolution Authorizing Remote Teleconference Meetings

Recommendation:

Adopt Resolution No. 2022-01 Authorizing Remote Teleconference Meetings or Provide Other Direction to Staff

Discussion:

On March 4, 2020, Governor Newsom issued a Proclamation of State of Emergency in response to the COVID-19 pandemic. That proclamation remains in effect. As a result of the state of emergency, the Governor issued executive orders that waived the normally strict provisions of the Brown Act relating to holding and participating in meetings via teleconferencing. Executive Order N-29-20 allowed bodies subject to the Brown Act to meet without a physical meeting location, so long as various requirements were met, including providing the public the opportunity to observe and participate in the meeting telephonically or electronically. Executive Order No. N-08-21 extended the suspension of the Brown Act's normal teleconferencing rules through September 30, 2021.

On September 16, 2021, Governor Newsom signed AB 361. This legislation amends the Brown Act to allow legislative bodies subject to the Brown Act to meet via teleconference during a proclaimed state of emergency in accordance with teleconference procedures established by AB 361 rather than under the Brown Act's more narrow standard rules for participation. If the Board of Directors desires to continue to meet remotely via teleconference, the Board is required to adopt a resolution making the requisite findings under AB 361. AB 361 allows a board, commission or committee subject to the Brown Act, called "legislative bodies" under the Brown Act, to meet via teleconference without following the normal Brown Act teleconference rules if any of the following circumstances exist:

- A) The legislative body holds a meeting during a proclaimed state of emergency, and state or local officials have imposed or recommended measures to promote social distancing.
- B) The legislative body holds a meeting during a proclaimed state of emergency for the purpose of determining, by majority vote, whether as a result of the emergency, meeting in person would present imminent risks to the health or safety of attendees.

- C) The legislative body holds a meeting during a proclaimed state of emergency and has determined, by majority vote, pursuant to subparagraph (B), that, as a result of the emergency, meeting in person would present imminent risks to the health or safety of attendees.
(Gov. Code, §54953(e)(1) [AB 361, p. 9].)

If a meeting is held via teleconference under these provisions, the meeting body must provide public access to the meeting and opportunity for the public to address the members of the legislative body as required by AB 361.

AB 361 also requires periodic review of the determination to continue to meet via teleconference. If the state of emergency remains active, then no later than 30 days after meeting via teleconference for the first time pursuant to AB 361, the body must make a subsequent finding that the body “has reconsidered the circumstances of the state of emergency” and determined that in-person meetings continue to pose a risk to public health. Accordingly, staff anticipates returning to this Board with subsequent resolutions so long as the state of emergency persists.

Attachments

Resolution No. 2022-01

RESOLUTION NO. 2022-01

**A RESOLUTION OF THE BOARD OF DIRECTORS OF THE AVILA BEACH
COMMUNITY SERVICES DISTRICT PROCLAIMING A LOCAL EMERGENCY,
RATIFYING THE PROCLAMATION OF A STATE OF EMERGENCY BY
GOVERNOR NEWSOM'S ORDER DATED MARCH 4, 2020, AND AUTHORIZING
REMOTE TELECONFERENCE MEETINGS OF THE LEGISLATIVE BODIES OF
THE AVILA BEACH COMMUNITY SERVICES DISTRICT FOR THE PERIOD OF
JANUARY 18, 2022 TO FEBRUARY 16, 2022, PURSUANT TO BROWN ACT
PROVISIONS**

Recitals

WHEREAS, the Avila Beach Community Services District ("District") is committed to preserving and nurturing public access and participation in meetings of the Board of Directors; and

WHEREAS, all meetings the District's legislative bodies are open and public, as required by the Ralph M. Brown Act (Gov. Code, §§ 54950 – 54963), so that any member of the public may attend, participate, and watch the District's legislative bodies conduct their business; and

WHEREAS, the Brown Act, Government Code section 54953(e), makes provisions for remote teleconferencing participation in meetings by members of a legislative body, without compliance with the requirements of Government Code section 54953(b)(3), subject to the existence of certain conditions; and

WHEREAS, a required condition is that a state of emergency is declared by the Governor pursuant to Government Code section 8625, proclaiming the existence of conditions of disaster or of extreme peril to the safety of persons and property within the state caused by conditions as described in Government Code section 8558; and

WHEREAS, a proclamation is made when there is an actual incident, threat of disaster, or extreme peril to the safety of persons and property within the jurisdictions that are within the District's boundaries, caused by natural, technological or human-caused disasters; and

WHEREAS, it is further required that state or local officials have imposed or recommended measures to promote social distancing, or, the legislative body meeting in person would present imminent risks to the health and safety of attendees; and

WHEREAS, such conditions now exist in the District, specifically, the State of Emergency declared by Governor Newsom on March 4, 2020, due to COVID-19, and the Proclamation of Local Emergency declared by the County of San Luis Obispo on March 13, 2020; and

WHEREAS, on September 1, 2021, the San Luis Obispo County Health Officer issued Order Number 6, requiring face coverings in all public indoor settings attributable to the rise in SARS-CoV-2 Delta Variant; and

WHEREAS, the Board of Directors does hereby find that the rise in SARS-CoV-2 Omicron Variant has caused, and will continue to cause, conditions of peril to the safety of persons within the District that are likely to be beyond the control of services, personnel, equipment, and facilities of the District, and desires to proclaim a local emergency exists and ratify the proclamation of state of emergency by the Governor of the State of California and the San Luis Obispo County Health Officer's Order Number 6; and

WHEREAS, as a consequence of the local emergency, the Board of Directors does hereby find that the legislative bodies of the District shall continue to conduct their meetings without compliance with paragraph (3) of subdivision (b) of Government Code section 54953, as authorized by subdivision (e) of section 54953, and that such legislative bodies shall comply with the requirements to provide the public with access to meetings as prescribed in paragraph (2) of subdivision (e) of section 54953; and

WHEREAS, the Board of Directors will ensure that the public has access to meetings and the opportunity to participate in meetings in the interest of transparency and as required by the Government Code and AB 361.

NOW, THEREFORE, IT IS HEREBY RESOLVED by the Board of Directors of the Avila Beach Community Services District, as follows:

1. Recitals. The Recitals set forth above are true and correct and are incorporated into this Resolution by this reference.
2. Proclamation of Local Emergency. The Board hereby proclaims that a local emergency now exists throughout the District, and COVID-19 has caused, and will continue to cause, conditions of peril to the safety of persons within the District that are likely to be beyond the control of services, personnel, equipment, and facilities of the District.
3. Ratification of Governor's Proclamation of a State of Emergency. The Board hereby ratifies the Governor of the State of California's Proclamation of State of Emergency, effective as of its issuance date of March 4, 2020.
4. Remote Teleconference Meetings. The General Manager and Staff of the District are hereby authorized and directed to take all actions necessary to carry out the intent and purpose of this Resolution including, conducting open and public meetings in accordance with Government Code section 54953(e) and other applicable provisions of the Brown Act.

5. Effective Date of Resolution. This Resolution shall take effect on January 18, 2022, and shall be effective until the earlier of (i) February 16, 2022, or such time the Board of Directors adopts a subsequent resolution in accordance with Government Code section 54953(e)(3) to extend the time during which the legislative bodies of the District may continue to teleconference without compliance with paragraph (3) of subdivision (b) of section 54953.

ADOPTED by the Board of Directors of the Avila Beach Community Services District on January 18, 2022, by the following roll call votes:

AYES:

NOES:

ABSENT:

ABSTAINED:

President, Board of Directors of the
Avila Beach Community Services District

ATTEST:

Board Secretary of the
Avila Beach Community Services District

**MINUTES OF REGULAR MEETING
Avila Beach Community Services District
Tuesday, November 9th, 2021
1:00 P.M.**

ZOOM MEETING: 411 178 7571

Meeting ID: <https://us02web.zoom.us/j/4111787571>

BY PHONE: 1-669-900-9128

1. CALL TO ORDER

President Kelley requested that Vice President Helenius conduct the meeting. Vice President Helenius called the meeting of the Board of Directors of the Avila Beach Community Services District, to order at 1:00 P.M. on the above date, in the Avila Beach Community Services District Building, 100 San Luis Street, Avila Beach, California.

2. ROLL CALL

Board Members Present via Zoom: Pete Kelley

Board Members Present in Person: Howie Kennett

Kristin Berry

Lynn Helenius

Board Members Absent: Ara Najarian

Staff Present:

Brad Hagemann, General Manager and District Engineer

Kristi Dibbern, Accounting

Carinna Butler, FRM

3. PUBLIC COMMENTS – Sylvia Alcon a resident in Avila commented that she was listening via zoom and had a few comments on the Will Serve for 250 & 254 San Miguel Street.

4. INFORMATION AND DISCUSSION ITEMS

A. County Reports

Sheriff's Report: No report

Cal Fire: Battalion Chief Paul Lee stated that there were 57 calls for service this month 28 calls were medically related. Two calls were for fires. One fire on Higuera Street resulted from a chain dragging from a semi-truck. The second fire was about 1 acre west of Pirate's Cove due to burning lumber being pushed off the cliff after a bonfire. The controlled burn at the lighthouse may take place next month depending on weather conditions. Chief Lee reminded everyone to change the batteries in your smoke alarm & test hardwired alarms.

B. Conferences, Meetings and General Communications.

5. CONSENT ITEMS

President Kelley made a motion to approve the Consent Items. The motion was seconded by Director Berry and passed with a roll call vote 4-0.

AYES: Pete Kelley
 Kristin Berry
 Lynn Helenius
 Howie Kennett
NOES: None
ABSENT: Ara Najarian

6. DISCUSSION OF PULLED CONSENT ITEMS: None

7. BUSINESS ITEMS:

A. FY 2020-21 Audit Presentation by Fedak & Brown.

Andy Beck, of Fedak and Brown, LLC presented the FY 2020-21 draft audit to the Board. Among the comments included a “CLEAN” audit. The net position of the District increased \$392,091. The total revenues increased by \$9,594 and the expenses decreased by \$71,114. The Board received the report and accepted the 2020-21 Audit “as is” with no changes.

B. Will Serve 250 & 254 San Miguel Street. Lot split and 3 new residences with 2 units per residence. GM Hagemann summarized the Staff Report. Sylvia Alcon, an Avila resident who resides near the proposed project, expressed her concerns for this project. She mentioned flooding on the property in past years, set back concerns from adjacent properties, as well as, potential erosion issues. Ms. Alcon acknowledged that the Board’s jurisdiction is limited to water and sewer service issues. Ms. Alcon was encouraged to attend the future AVAC meetings so her concerns could be heard by the County Planning staff and the County Planning Commission.

Director Berry made a motion to approve the will serve for 250 & 254 San Miguel Street. The motion was seconded by Director Kennett and passed with a roll call vote 4-0.

AYES: Kristin Berry
 Howie Kennett
 Pete Kelley
 Lynn Helenius
NOES: None
ABSENT: Ara Najarian

C. Fluid Resource Management Agreement for Professional Services.

GM Hagemann summarized the Staff Report noting that the existing contract was adopted by the Board on October 8th, 2013. The term of the Agreement was for an initial three-year period commencing on November 1, 2013, with two optional one-year renewals upon mutual written consent of both parties. The contract has been extended annually for the past several years under the terms and conditions of the original Agreement. The purpose of this item is for the Board to consider extending the contract for one year, through November 1, 2022. President Kelley made a motion to renew a one-year contract with FRM including the CPI increase. The motion was seconded by Director Berry and passed with a roll call vote 4-0.

AYES: Pete Kelley
 Kristin Berry
 Lynn Helenius
 Howie Kennett
NOES: None
ABSENT: Ara Najarian

D. Review of the District’s Existing Water Shortage Response and Management Plan (Plan). GM Hagemann summarized the Staff Report and the existing Plan. After Board discussion and opportunity for public comments and questions, the Board directed staff to bring the item back at the next Board meeting with any recommended changes from staff and legal counsel.

COMMUNICATIONS/CORRESPONDENCE.

None

ADJOURNMENT: The meeting was adjourned at 2:30 P.M.

The next regular meeting of the Avila Beach Community Services District is scheduled for Tuesday, January 11th, 2022, at 1:00 PM at 100 San Luis Street, Avila Beach.

These minutes are not official nor a permanent part of the records until approved by the Board of Directors at their next meeting.


Respectfully submitted,

Brad Hagemann, PE
General Manager

AVILA BEACH
COMMUNITY SERVICES DISTRICT
Post Office Box 309, Avila Beach, CA 93424

MEMORANDUM

TO: Board of Directors

FROM: Brad Hagemann, General Manager 

DATE: January 18th, 2022

SUBJECT: Monthly Financial Review for November & December

Recommendation:

Receive and file report.

Overall Monthly Summary

During the month of November, the District deposited \$178,808.84 and incurred \$74,942.92 in expenses (cash basis). Income included \$78,201.40 in County tax income and \$82,618.56 in monthly water and sewer fees.

During the month of December, the District deposited \$335,672.55 and incurred \$817,784.22 in expenses (cash basis). Expenses incurred included payments to Cloacina for the purchase of the new MBR Unit (Membrane Bioreactor Unit). Income included \$268,979.68 in County Taxes and \$63,225.59 in monthly water and sewer fees.

Detailed financial reports including a Balance Sheets, Deposits by Fund, Checks by Fund and Profit and Loss Sheets are provided for your information for the month of November & December.

Utility Service Billing

The District billed approximately \$90,682.74 in water and sewer service charges in November. Customer Rate Assistance reduced billing charges to the District in the amount of \$865.32.

In December, the District billed \$68,876.31 in water and sewer service charges. Customer Rate Assistance reduced billing charges in the amount of \$773.30.

Operation and Maintenance

The November & December statements for FRM (Fluid Resource Management) is attached.

Avila Beach Community Services District
Balance Sheet
As of November 30, 2021

	<u>Nov 30, 21</u>
ASSETS	
Current Assets	
Checking/Savings	
1000 · Cash Summary	
1060 · US Bank MM WWTP	2,995,973.41
1005 · Customer Cash	737.11
1008 · Petty Cash	45.48
1010 · Pacific Premier Checking	679,678.72
1050 · LAIF	3,883,538.29
Total 1000 · Cash Summary	<u>7,559,973.01</u>
Total Checking/Savings	7,559,973.01
Accounts Receivable	
1200 · *Accounts Receivable	273,215.00
Total Accounts Receivable	273,215.00
Other Current Assets	
1250 · Receivables	
1255 · Interest Receivable	11,317.42
1270 · Taxes Receivable	23,892.61
1280 · Water & Sewer Billings	121,340.16
Total 1250 · Receivables	<u>156,550.19</u>
1400 · Prepaid Summary	
1410 · Prepaid Insurance	12,615.09
Total 1400 · Prepaid Summary	<u>12,615.09</u>
Total Other Current Assets	<u>169,165.28</u>
Total Current Assets	8,002,353.29
Fixed Assets	
1600 · Fixed Assets & Acc. Depr.	
1605 · Office Equipment	
1606 · Copier Samsung 2012	8,233.58
1609 · Office Equipment Accum Depr	-8,233.58
Total 1605 · Office Equipment	<u>0.00</u>

Avila Beach Community Services District
Balance Sheet
As of November 30, 2021

	<u>Nov 30, 21</u>
1610 · Fixed Asset -Office & Admin.	
1612 · Office Furniture cost	4,526.21
1614 · Office Furniture Accum Dep.	<u>-4,526.21</u>
Total 1610 · Fixed Asset -Office & Ad...	0.00
1620 · Fixed Assets - Sanitary	
1622 · Land	60,314.10
1626 · Collection Assets	
1627 · Collection Assets Cost	1,318,875.26
1628 · Collect Assets Accum Depr	<u>-545,463.32</u>
Total 1626 · Collection Assets	773,411.94
1630 · Disposal Equipment	
1631 · Disposal Equip Cost	611,174.66
1632 · Disposal Equip Accum Depr	<u>-376,478.88</u>
Total 1630 · Disposal Equipment	234,695.78
1634 · Other Equipment	
1634a · Other Equipment Cost	<u>6,973.40</u>
Total 1634 · Other Equipment	6,973.40
1635 · Treatment Plant	
1636 · Treatment Plant Original	105,000.00
1637 · Treatment Plant Addition	2,049,098.30
1638 · Treatment Plant Accum Dep	<u>-1,248,125.98</u>
Total 1635 · Treatment Plant	905,972.32
1642 · Treatment Equipment	
1643 · Treatment Equip Cost	1,087,410.54
1644 · Treatment Equip Accum D...	-704,848.55
1642 · Treatment Equipment - Oth...	<u>205,485.61</u>
Total 1642 · Treatment Equipment	<u>588,047.60</u>
Total 1620 · Fixed Assets - Sanitary	2,569,415.14

Avila Beach Community Services District
Balance Sheet
As of November 30, 2021

	<u>Nov 30, 21</u>
1650 · Fixed Assets - Water	
1652 · Equipment	
1653 · Equipment Cost	21,136.28
1654 · Equipment Accum Depr	-21,136.28
1652 · Equipment - Other	74.79
	<u>74.79</u>
Total 1652 · Equipment	74.79
1656 · Distribution Assets	
1657 · Distribution Assets Cost	1,263,996.77
1658 · Dist Assets Accum Depr	-690,947.00
	<u>573,049.77</u>
Total 1656 · Distribution Assets	573,049.77
Total 1650 · Fixed Assets - Water	573,124.56
1680 · Structures - Fixed Asset	
1681 · Structures GFAAG - Sani & FA	82,207.29
1682 · Gen / Fire Accum Dep	-46,485.99
	<u>35,721.30</u>
Total 1680 · Structures - Fixed Asset	35,721.30
1690 · Construction in Progress	248,213.98
	<u>248,213.98</u>
Total 1600 · Fixed Assets & Acc. Depr.	3,426,474.98
Total Fixed Assets	3,426,474.98
Other Assets	
1800 · Deferred Outflows of Resources	24,772.00
	<u>24,772.00</u>
Total Other Assets	24,772.00
TOTAL ASSETS	<u><u>11,453,600.27</u></u>
LIABILITIES & EQUITY	
Liabilities	
Current Liabilities	
Accounts Payable	
2100 · Accounts Payable	69,461.88
	<u>69,461.88</u>
Total Accounts Payable	69,461.88

	<u>Nov 30, 21</u>
Other Current Liabilities	
2200 · Payroll Liabilities	
2201 · Accrued Payroll	2,095.00
2260 · Vacation Payable	1,509.41
2262 · Sick Pay Accrued	787.39
2250 · PERS Liability	465.42
	<hr/>
Total 2200 · Payroll Liabilities	4,857.22
2300 · Deposits Held	
2303 · Water Deposits Held	4,570.00
	<hr/>
Total 2300 · Deposits Held	4,570.00
	<hr/>
Total Other Current Liabilities	9,427.22
	<hr/>
Total Current Liabilities	78,889.10
Long Term Liabilities	
2450 · U.S. Bank Loan WWTP	3,020,000.00
2400 · Net Pension Liability	131,246.00
2500 · Deferred Inflows of Resources	7,928.00
2999 · Unbalanced Classes	-3,992,989.31
	<hr/>
Total Long Term Liabilities	-833,815.31
	<hr/>
Total Liabilities	-754,926.21
Equity	
3000 · Opening Bal Equity	85,518.07
3900 · Retained Earnings	12,025,770.02
Net Income	97,238.39
	<hr/>
Total Equity	12,208,526.48
	<hr/>
TOTAL LIABILITIES & EQUITY	11,453,600.27
	<hr/> <hr/>

Avila Beach Community Services District
Checks by Fund w/Accounts
 November 2021

12/01/21

Type	Date	Num	Name	Memo	Account	Amount	Balance	
Check	11/01/2021		Microsoft Store		6143 · Supplies, Office	99.99	99.99	
Check	11/02/2021	EFT	GetStreamline.com / Digital Depl...	monthly ABCSD Streamline	6170 · Website	200.00	299.99	
Check	11/03/2021	3070	Nikki Engle Bookkeeping	Bookkeeping Inv. 2906 10/27/21	6102 · Accounting	495.00	794.99	
Check	11/03/2021	3074	Price, Postel & Parma LLC	File. 24425-00001 Inv. 188301 Admin	6135 · Legal	483.00	1,277.99	
Check	11/03/2021	3077	Coastline Cleaning Co.	Office Maintenance Inv. 2270 (August 2021)	6542 · Maintenance	165.00	1,442.99	
Check	11/03/2021	3077	Coastline Cleaning Co.	Exterior Clean Up of Leaves, Sand and Debr...	6542 · Maintenance	25.00	1,467.99	
Check	11/03/2021	3077	Coastline Cleaning Co.	Office Maintenance (Sept 2021)	6542 · Maintenance	165.00	1,632.99	
Check	11/03/2021	3078	Coastline Cleaning Co.	Exterior Clean Up of Leaves, Sand and Debr...	6542 · Maintenance	25.00	1,657.99	
Check	11/03/2021	3078	Creative Technologies, Inc.	Inv. 6781 Run Date 10/4/21 Customer Num...	6142 · Postage & Shipping	170.96	1,828.95	
Check	11/03/2021	3079	Perez Gardening Service	Weed Abatement Inv. 2467 10/20/21	6567 · Repairs, Building	360.00	2,188.95	
Check	11/03/2021	3080	Calif Special Districts Association	Annual Dues 2022	6120 · Dues & Subscripti...	5,752.00	7,940.95	
Check	11/03/2021		Paymenttech	merchant cc fees	5120 · Chase Paymentech	20.32	7,961.27	
Check	11/03/2021		Paymenttech	merchant cc fees	5120 · Chase Paymentech	14.83	7,976.10	
Check	11/03/2021		Office Depot		6143 · Supplies, Office	78.06	8,054.16	
Check	11/03/2021		Office Depot		6143 · Supplies, Office	21.41	8,075.57	
Check	11/03/2021		U.S. Postal Service	board pkts	6142 · Postage & Shipping	15.80	8,091.37	
Check	11/05/2021		American Express Discount	Amex	5110 · Amex	16.20	8,107.57	
Check	11/09/2021	3081	Hagemann & Associates	Inv. 1164 Oct 10th - Oct 23rd, 2021 Contract...	6506 · Contract Labor GM	1,305.00	9,412.57	
Check	11/09/2021		InvoiceCloud	Invoice Cloud merchant fees	5140 · Invoice Cloud	413.93	9,826.50	
Check	11/10/2021	EFT	Cal Tec Computers	computer repairs	6524 · Equip. Rep. & Main...	40.00	9,866.50	
Check	11/10/2021	EFT	Public Employees Retirement Sy...	Kristi 10/1 - 10/15/21	2250 · PERS Liability	201.28	10,067.78	
Check	11/10/2021	EFT	Public Employees Retirement Sy...	Kristi 10/1 - 10/15/21	5256 · PERS Co Pd Kristi	30.63	10,098.41	
Check	11/12/2021		Paymenttech	merchant cc fees	5120 · Chase Paymentech	10.22	10,108.63	
Check	11/15/2021	EFT	Public Employees Retirement Sy...	Kristi 10/16 - 10/31/21	2250 · PERS Liability	174.66	10,283.29	
Check	11/15/2021	EFT	Public Employees Retirement Sy...	Kristi 10/16 - 10/31/21	5256 · PERS Co Pd Kristi	26.71	10,310.00	
Check	11/15/2021		Miscellaneous Fees Analysis Acti...	Kristi 10/16 - 10/31/21	6115 · Bank Service Cha...	33.18	10,343.18	
Check	11/16/2021		Brezden Pest		6542 · Maintenance	65.00	10,408.18	
Check	11/17/2021	3087	Coastline Cleaning Co.	Office Maintenance Inv. 2270 (Oct 2021)	6542 · Maintenance	165.00	10,573.18	
Check	11/17/2021	3087	Coastline Cleaning Co.	Exterior Clean Up of Leaves, Sand and Debr...	6542 · Maintenance	25.00	10,598.18	
Check	11/17/2021	3090	Nikki Engle Bookkeeping	Bookkeeping Inv. 2912 11/10/21	6102 · Accounting	480.00	11,078.18	
Check	11/18/2021	3091	Hagemann & Associates	Contract Labor GM Oct 24 - Nov, 21	6506 · Contract Labor GM	1,522.50	12,600.68	
Check	11/18/2021		Paymenttech	merchant cc fees	5120 · Chase Paymentech	11.91	12,612.59	
Check	11/19/2021		Office Depot		6143 · Supplies, Office	75.70	12,688.29	
Check	11/22/2021	EFT	PG&E	100 San Luis St.	6590 · Utilities	132.57	12,820.86	
Check	11/23/2021		Amazon		6143 · Supplies, Office	84.24	12,905.10	
Check	11/24/2021		Amazon		6143 · Supplies, Office	22.27	12,927.37	
Check	11/24/2021		Amazon		6143 · Supplies, Office	36.10	12,963.47	
Check	11/24/2021		Amazon		6143 · Supplies, Office	79.18	13,042.65	
Check	11/26/2021	EFT	Spectrum	Acct #. 8245100980033571	6585 · Telephone / Internet	224.95	13,267.60	
Check	11/29/2021		Staples		6143 · Supplies, Office	67.56	13,335.16	
Check	11/30/2021		Paymenttech	merchant cc fees	5120 · Chase Paymentech	12.43	13,347.59	
Check	11/30/2021		Paymenttech	merchant cc fees	5120 · Chase Paymentech	56.82	13,404.41	
Total General / Admin							13,404.41	13,404.41

Avila Beach Community Services District
Checks by Fund w/Accounts
 November 2021

12/01/21

Type	Date	Num	Name	Memo	Account	Amount	Balance	
Lights								
Check	11/01/2021	EFT	PG&E	Colony Lights acct # 5992155362-0	6590 · Utilities	102.09	102.09	
Check	11/01/2021	EFT	PG&E	Town Lights acct # 0690976984-3	6590 · Utilities	410.30	512.39	
Check	11/22/2021	EFT	PG&E	Front St. Lights acct# 5796765606-7	6590 · Utilities	336.25	848.64	
Total Lights							848.64	848.64
Sanitary								
Check	11/01/2021	EFT	AT&T	acct # 805 595-9416 904 5	6585 · Telephone / Internet	187.94	187.94	
Check	11/02/2021	EFT	South County Sanitary Service	Acct. Number 4120-3104357 2 Yd Dumpster	6590 · Utilities	134.96	322.90	
Check	11/03/2021	3069	Abalone Coast Analytical, Inc.	Statement 11/1/21 Statement # 5376	6540 · Lab Tests	4,902.00	5,224.90	
Check	11/03/2021	3071	Fluid Resource Management, Inc.	Oct 2021 Ops. Sanitary Inv. F21306	6505 · Contract Labor O ...	15,136.72	20,361.62	
Check	11/03/2021	3071	Fluid Resource Management, Inc.	W20970 Influent Pump Rebuild	6522 · Equip. Rep. & Mai...	5,020.02	25,381.64	
Check	11/03/2021	3072	Miners Ace Hardware	Acct: 126380 10/31/21	6500 · Operating Expens...	4.59	25,386.23	
Check	11/03/2021	3073	Wallace Group, Inc.	Fog Program 9/19/21 0245-0013-0 Inv. 54121	8245d · WWTP Wallace ...	198.75	25,584.98	
Check	11/03/2021	3074	Price, Postel & Parma LLC	WWTP	8245 · WWTP Improvem...	1,359.00	26,943.98	
Check	11/03/2021	3075	Brenntag Pacific, Inc.	Inv BPI186293 10/7/21	6503 · Chemicals	1,113.10	28,057.08	
Check	11/03/2021	3075	Brenntag Pacific, Inc.	Inv. PBI188139 10/14/21	6503 · Chemicals	1,148.38	29,205.46	
Check	11/03/2021	3076	Wallace Group, Inc.	WWTP Upgrade Inv. 54417	8245d · WWTP Wallace ...	7,385.00	36,590.46	
Check	11/03/2021	3076	Wallace Group, Inc.	Fog Program Inv. 54513	6525 · Fat Oil & Grease (...)	97.50	36,687.96	
Check	11/03/2021		Waste Connections		6524 · Equip. Rep. & Main...	30.50	36,718.46	
Check	11/09/2021	3081	Hagemann & Associates	Contract Labor Sanitary System	6507 · Contract Labor Ci...	2,320.00	39,038.46	
Check	11/14/2021	EFT	AT&T	acct # 287272916182	6585 · Telephone / Internet	23.50	39,061.96	
Check	11/15/2021		SLO County Public Works	encroachment permit	8246c · WW Swr Ln Rpl...	333.00	39,394.96	
Check	11/15/2021		SLO County Public Works	POS PURCHASE SERVICE FEE encroachm...	8246c · WW Swr Ln Rpl...	7.96	39,402.92	
Check	11/16/2021	EFT	AT&T	acct # x 0885 Internet	6585 · Telephone / Internet	58.85	39,461.77	
Check	11/17/2021	3082	Brenntag Pacific, Inc.	Inv BPI 192204 10/28/21	6503 · Chemicals	934.17	40,395.94	
Check	11/17/2021	3082	Brenntag Pacific, Inc.	Inv BPI193558 11/4/21	6503 · Chemicals	934.25	41,330.19	
Check	11/17/2021	3083	Brenntag Pacific, Inc.	Inv BPI190698 10/22/21	6503 · Chemicals	1,188.53	42,518.72	
Check	11/17/2021	3084	Speed's, Inc.	Inv. #66553 10/27/21	6580 · Solids Handling	1,495.00	44,013.72	
Check	11/17/2021	3085	ASAP Reprographics	Acct 2254 Statement	6550 · Operating Supplies	29.82	44,043.54	
Check	11/17/2021	3086	CCH Pools	Inv. 2021-1674 Chlorine Tablets	6503 · Chemicals	652.48	44,696.02	
Check	11/17/2021	3088	Garing, Taylor & Associates, Inc.	Inv. 18000 10/31/21 San Miguel Sewer Line ...	8246 · WW Swr Ln Rplm...	1,732.50	46,428.52	
Check	11/18/2021	3091	Hagemann & Associates	Contract Labor Civil Eng. Sanitary System	6507 · Contract Labor Ci...	2,682.50	49,111.02	
Check	11/18/2021	3092	Batteries + Bulbs	Batteries for Composit Samplers	6522 · Equip. Rep. & Mai...	67.77	49,178.79	
Check	11/22/2021	EFT	PG&E	3rd & San Fran St. pump	6590 · Utilities	2,591.33	51,770.12	
Check	11/22/2021	EFT	PG&E	Lift Station acct# 6338432238-2	6590 · Utilities	88.96	51,859.08	
Check	11/23/2021	3093	ASAP Reprographics	Acct 2254 Invoice 221178	6550 · Operating Supplies	19.44	51,878.52	
Check	11/23/2021	3094	SDRMA General Policy	Lease Agreement Additionally Insured (Modif...	1410 · Prepaid Insurance	47.50	51,926.02	
Check	11/23/2021	3095	ASAP Reprographics	Acct 2254 Invoice 221361	6550 · Operating Supplies	106.85	52,032.87	
Check	11/30/2021	ADJ	BALANCE ADJUSTMENT	CC BALANCE ADJ CCS	1280 · Water & Sewer Bil...	374.80	52,407.67	
Total Sanitary							52,407.67	52,407.67

Avila Beach Community Services District
Checks by Fund w/Accounts
 November 2021

12/01/21

Type	Date	Num	Name	Memo	Account	Amount	Balance
Water							
Check	11/03/2021	3071	Fluid Resource Management, Inc.	Oct 2021 Ops. Water Inv. F21306	6505 · Contract Labor O ...	5,042.92	5,042.92
Check	11/03/2021	3071	Fluid Resource Management, Inc.	A21259 Chemicals	6503 · Chemicals	117.03	5,159.95
Check	11/03/2021	3071	Fluid Resource Management, Inc.	225 San Luis Street Meter Box Repair	6520 · Equipment Repair...	967.16	6,127.11
Check	11/09/2021	3081	Hagemann & Associates	Contract Labor Water System	6507 · Contract Labor Ci...	725.00	6,852.11
Check	11/17/2021	3089	Aqua-Metric Sales, Inc.	Special Investigation of a water meter issue	6542 · Maintenance	15.99	6,868.10
Check	11/18/2021	3091	Hagemann & Associates	Contract Labor Civil Eng. Water System	6507 · Contract Labor Ci...	870.00	7,738.10
Check	11/22/2021	EFT	PG&E	1717 Cave Landing Rd.	6590 · Utilities	169.29	7,907.39
Check	11/30/2021	ADJ	BALANCE ADJUSTMENT	CC BALANCE ADJ CCs	1280 · Water & Sewer Bil...	374.81	8,282.20
Total Water						8,282.20	8,282.20
TOTAL						74,942.92	74,942.92

Avila Beach Community Services District
Deposits by Fund
November 2021

12/01/21

Type	Date	Memo	Split	Amount	Balance
General / Admin					
Deposit	11/08/2021	TCF FY 22 OCT ME - IMPR # 1 - Gen . 70, Water .25, Lights	1010 · Pacific Prem...	-11,537.29	-11,537.29
Deposit	11/15/2021	F:0895 A:0760 - AVILA BEACH IMP # 1 - Gen . 70, Water .25,...	1010 · Pacific Prem...	-8,223.13	-19,760.42
Deposit	11/18/2021	F:0895 A:0760 - AVILA BEACH IMP # 1 - Gen . 70, Water .25,...	1010 · Pacific Prem...	-4,578.27	-24,338.69
Deposit	11/22/2021	F:0895 A:0760 - AVILA BEACH IMP # 1 - Gen . 70, Water .25,...	1010 · Pacific Prem...	-3,159.23	-27,497.92
Total General / Admin				-27,497.92	-27,497.92
Lights					
Deposit	11/08/2021	TCF FY 22 OCT ME - IMPR # 1 - Gen . 70, Water .25, Lights	1010 · Pacific Prem...	-824.09	-824.09
Deposit	11/15/2021	F:0895 A:0760 - AVILA BEACH IMP # 1 - Gen . 70, Water .25,...	1010 · Pacific Prem...	-587.37	-1,411.46
Deposit	11/18/2021	F:0895 A:0760 - AVILA BEACH IMP # 1 - Gen . 70, Water .25,...	1010 · Pacific Prem...	-327.02	-1,738.48
Deposit	11/22/2021	F:0895 A:0760 - AVILA BEACH IMP # 1 - Gen . 70, Water .25,...	1010 · Pacific Prem...	-225.66	-1,964.14
Total Lights				-1,964.14	-1,964.14
Sanitary					
Deposit	11/01/2021	Sani Rec	1010 · Pacific Prem...	-5,887.93	-5,887.93
Deposit	11/01/2021	Rate Assistance	1010 · Pacific Prem...	24.54	-5,863.39
Deposit	11/01/2021	Other 1	1010 · Pacific Prem...	0.00	-5,863.39
Deposit	11/01/2021	Other 2	1010 · Pacific Prem...	0.00	-5,863.39
Deposit	11/02/2021	Sani Rec	1010 · Pacific Prem...	-177.95	-6,041.34
Deposit	11/02/2021	Rate Assistance	1010 · Pacific Prem...	0.00	-6,041.34
Deposit	11/02/2021	Other 1	1010 · Pacific Prem...	0.00	-6,041.34
Deposit	11/02/2021	Other 2	1010 · Pacific Prem...	0.00	-6,041.34
Deposit	11/03/2021	Sani Rec	1010 · Pacific Prem...	-836.28	-6,877.62
Deposit	11/03/2021	Rate Assistance	1010 · Pacific Prem...	41.17	-6,836.45
Deposit	11/03/2021	Other 1	1010 · Pacific Prem...	0.00	-6,836.45
Deposit	11/03/2021	Other 2	1010 · Pacific Prem...	-105.56	-6,942.01
Deposit	11/04/2021	Sani Rec	1010 · Pacific Prem...	-113.22	-7,055.23
Deposit	11/04/2021	Rate Assistance	1010 · Pacific Prem...	15.36	-7,039.87
Deposit	11/04/2021	Other 1	1010 · Pacific Prem...	0.00	-7,039.87
Deposit	11/04/2021	Other 2	1010 · Pacific Prem...	-26.35	-7,066.22
Deposit	11/05/2021	Sani Rec	1010 · Pacific Prem...	-314.42	-7,380.64
Deposit	11/05/2021	Rate Assistance	1010 · Pacific Prem...	0.00	-7,380.64
Deposit	11/05/2021	Other 1	1010 · Pacific Prem...	372.88	-7,007.76
Deposit	11/05/2021	Other 2	1010 · Pacific Prem...	0.00	-7,007.76

**Avila Beach Community Services District
Deposits by Fund
November 2021**

12/01/21

Type	Date	Memo	Split	Amount	Balance
Deposit	11/06/2021	Sani Rec	1010 · Pacific Prem...	-45.92	-7,053.68
Deposit	11/06/2021	Rate Assistance	1010 · Pacific Prem...	7.28	-7,046.40
Deposit	11/06/2021	Other 1	1010 · Pacific Prem...	0.00	-7,046.40
Deposit	11/06/2021	Other 2	1010 · Pacific Prem...	-36.08	-7,082.48
Deposit	11/07/2021	Sani Rec	1010 · Pacific Prem...	-45.53	-7,128.01
Deposit	11/07/2021	Rate Assistance	1010 · Pacific Prem...	0.00	-7,128.01
Deposit	11/07/2021	Other 1	1010 · Pacific Prem...	0.00	-7,128.01
Deposit	11/07/2021	Other 2	1010 · Pacific Prem...	0.00	-7,128.01
Deposit	11/08/2021	TCF FY 22 OCT ME - Waste	1010 · Pacific Prem...	-16,337.21	-23,465.22
Deposit	11/08/2021	Sani Rec	1010 · Pacific Prem...	-132.22	-23,597.44
Deposit	11/08/2021	Rate Assistance	1010 · Pacific Prem...	19.96	-23,577.48
Deposit	11/08/2021	Other 1	1010 · Pacific Prem...	0.00	-23,577.48
Deposit	11/08/2021	Other 2	1010 · Pacific Prem...	0.00	-23,577.48
Deposit	11/09/2021	Sani Rec	1010 · Pacific Prem...	-342.92	-23,920.40
Deposit	11/09/2021	Rate Assistance	1010 · Pacific Prem...	0.00	-23,920.40
Deposit	11/09/2021	Other 1	1010 · Pacific Prem...	0.00	-23,920.40
Deposit	11/09/2021	Other 2	1010 · Pacific Prem...	0.00	-23,920.40
Deposit	11/10/2021	Sani Rec	1010 · Pacific Prem...	-1,828.48	-25,748.88
Deposit	11/10/2021	Rate Assistance	1010 · Pacific Prem...	0.00	-25,748.88
Deposit	11/10/2021	Other 1	1010 · Pacific Prem...	0.00	-25,748.88
Deposit	11/10/2021	Other 2	1010 · Pacific Prem...	0.00	-25,748.88
Deposit	11/11/2021	Sani Rec	1010 · Pacific Prem...	199.81	-25,549.07
Deposit	11/11/2021	Rate,Assistance	1010 · Pacific Prem...	-238.73	-25,787.80
Deposit	11/11/2021	Other 1	1010 · Pacific Prem...	4.59	-25,783.21
Deposit	11/11/2021	Other 2	1010 · Pacific Prem...	0.00	-25,783.21
Deposit	11/12/2021	Sani Rec	1010 · Pacific Prem...	0.00	-25,783.21
Deposit	11/12/2021	Rate Assistance	1010 · Pacific Prem...	-356.45	-26,139.66
Deposit	11/12/2021	Other 1	1010 · Pacific Prem...	12.36	-26,127.30
Deposit	11/12/2021	Other 2	1010 · Pacific Prem...	0.00	-26,127.30
Deposit	11/12/2021	Community Park Restrooms 10/1 - 10/27/21	1010 · Pacific Prem...	0.00	-26,127.30
Deposit	11/13/2021	Sani Rec	1010 · Pacific Prem...	-304.88	-26,432.18
Deposit	11/13/2021	Rate Assistance	1010 · Pacific Prem...	-140.14	-26,572.32
Deposit	11/13/2021	Other 1	1010 · Pacific Prem...	0.00	-26,572.32
Deposit	11/13/2021	Other 2	1010 · Pacific Prem...	0.00	-26,572.32
Deposit	11/15/2021	Sani Rec	1010 · Pacific Prem...	0.00	-26,572.32
Deposit	11/15/2021	Rate Assistance	1010 · Pacific Prem...	-3,810.36	-30,382.68
Deposit	11/15/2021	Rate Assistance	1010 · Pacific Prem...	40.21	-30,342.47

Avila Beach Community Services District
Deposits by Fund
November 2021

12/01/21

Type	Date	Memo	Split	Amount	Balance
Deposit	11/15/2021	Other 1	1010 · Pacific Prem...	0.00	-30,342.47
Deposit	11/15/2021	Other 2	1010 · Pacific Prem...	-90.59	-30,433.06
Deposit	11/15/2021	F:0895 A:0760 - CURR SECURED TAX	1010 · Pacific Prem...	-11,634.25	-42,067.31
Deposit	11/15/2021	Community Park Restrooms 10/1 - 10/27/21	1010 · Pacific Prem...	304.88	-41,762.43
Deposit	11/16/2021	Sani Rec	1010 · Pacific Prem...	-1,165.29	-42,927.72
Deposit	11/16/2021	Rate Assistance	1010 · Pacific Prem...	12.67	-42,915.05
Deposit	11/16/2021	Other 1	1010 · Pacific Prem...	0.00	-42,915.05
Deposit	11/16/2021	Other 2	1010 · Pacific Prem...	-254.22	-43,169.27
Deposit	11/17/2021	Sani Rec	1010 · Pacific Prem...	-489.54	-43,658.81
Deposit	11/17/2021	Rate Assistance	1010 · Pacific Prem...	0.00	-43,658.81
Deposit	11/17/2021	Other 1	1010 · Pacific Prem...	0.00	-43,658.81
Deposit	11/17/2021	Other 2	1010 · Pacific Prem...	0.00	-43,658.81
Deposit	11/18/2021	Sani Rec	1010 · Pacific Prem...	-477.21	-44,136.02
Deposit	11/18/2021	Rate Assistance	1010 · Pacific Prem...	1.90	-44,134.12
Deposit	11/18/2021	Other 1	1010 · Pacific Prem...	0.00	-44,134.12
Deposit	11/18/2021	Other 2	1010 · Pacific Prem...	-8.84	-44,142.96
Deposit	11/18/2021	F:0895 A:0760 - CURR SECURED TAX	1010 · Pacific Prem...	-6,477.44	-50,620.40
Deposit	11/19/2021	Sani Rec	1010 · Pacific Prem...	-265.11	-50,885.51
Deposit	11/19/2021	Rate Assistance	1010 · Pacific Prem...	12.67	-50,872.84
Deposit	11/19/2021	Other 1	1010 · Pacific Prem...	0.00	-50,872.84
Deposit	11/19/2021	Other 2	1010 · Pacific Prem...	-7.60	-50,880.44
Deposit	11/22/2021	Sani Rec	1010 · Pacific Prem...	-9.50	-50,889.94
Deposit	11/22/2021	Rate Assistance	1010 · Pacific Prem...	1.90	-50,888.04
Deposit	11/22/2021	Other 1	1010 · Pacific Prem...	0.00	-50,888.04
Deposit	11/22/2021	Other 2	1010 · Pacific Prem...	0.00	-50,888.04
Deposit	11/22/2021	F:0895 A:0760 - CURR SECURED TAX	1010 · Pacific Prem...	-4,469.75	-55,357.79
Deposit	11/23/2021	Sani Rec	1010 · Pacific Prem...	-1,286.46	-56,644.25
Deposit	11/23/2021	Rate Assistance	1010 · Pacific Prem...	27.23	-56,617.02
Deposit	11/23/2021	Other 1	1010 · Pacific Prem...	0.00	-56,617.02
Deposit	11/23/2021	Other 2	1010 · Pacific Prem...	0.00	-56,617.02
Deposit	11/24/2021	Sani Rec	1010 · Pacific Prem...	-49.88	-56,666.90
Deposit	11/24/2021	Rate Assistance	1010 · Pacific Prem...	0.00	-56,666.90
Deposit	11/24/2021	Other 1	1010 · Pacific Prem...	0.00	-56,666.90
Deposit	11/24/2021	Other 2	1010 · Pacific Prem...	0.00	-56,666.90
Deposit	11/25/2021	Sani Rec	1010 · Pacific Prem...	-10,329.39	-66,996.29
Deposit	11/25/2021	Rate Assistance	1010 · Pacific Prem...	49.88	-66,946.41

Avila Beach Community Services District
Deposits by Fund
November 2021

12/01/21

Type	Date	Memo	Split	Amount	Balance
Deposit	11/25/2021	Other 1	1010 · Pacific Prem...	0.00	-66,946.41
Deposit	11/25/2021	Other 2	1010 · Pacific Prem...	0.00	-66,946.41
Deposit	11/28/2021	Sani Rec	1010 · Pacific Prem...	-36.42	-66,982.83
Deposit	11/28/2021	Rate Assistance	1010 · Pacific Prem...	7.28	-66,975.55
Deposit	11/28/2021	Other 1	1010 · Pacific Prem...	0.00	-66,975.55
Deposit	11/28/2021	Other 2	1010 · Pacific Prem...	0.00	-66,975.55
Deposit	11/29/2021	Sani Rec	1010 · Pacific Prem...	-1,599.46	-68,575.01
Deposit	11/29/2021	Rate Assistance	1010 · Pacific Prem...	4.59	-68,570.42
Deposit	11/29/2021	Other 1	1010 · Pacific Prem...	0.00	-68,570.42
Deposit	11/29/2021	Other 2	1010 · Pacific Prem...	-220.32	-68,790.74
Total Sanitary				-68,790.74	-68,790.74
Solid Waste					
Deposit	11/23/2021	Waste Connections Franchise Fee SW	1010 · Pacific Prem...	-1,022.88	-1,022.88
Total Solid Waste				-1,022.88	-1,022.88
Water					
Deposit	11/01/2021	Water Rec	1010 · Pacific Prem...	-2,145.96	-2,145.96
Deposit	11/01/2021	Rate Assistance	1010 · Pacific Prem...	34.41	-2,111.55
Deposit	11/01/2021	Other 1	1010 · Pacific Prem...	0.00	-2,111.55
Deposit	11/01/2021	Other 2	1010 · Pacific Prem...	0.00	-2,111.55
Deposit	11/02/2021	Water Rec	1010 · Pacific Prem...	-195.81	-2,307.36
Deposit	11/02/2021	Rate Assistance	1010 · Pacific Prem...	0.00	-2,307.36
Deposit	11/02/2021	Other 1	1010 · Pacific Prem...	0.00	-2,307.36
Deposit	11/02/2021	Other 2	1010 · Pacific Prem...	0.00	-2,307.36
Deposit	11/03/2021	Water Rec	1010 · Pacific Prem...	-928.54	-3,235.90
Deposit	11/03/2021	Rate Assistance	1010 · Pacific Prem...	47.47	-3,188.43
Deposit	11/03/2021	Other 1	1010 · Pacific Prem...	0.00	-3,188.43
Deposit	11/03/2021	Other 2	1010 · Pacific Prem...	0.00	-3,188.43
Deposit	11/04/2021	Water Rec	1010 · Pacific Prem...	-124.11	-3,312.54
Deposit	11/04/2021	Rate Assistance	1010 · Pacific Prem...	13.63	-3,298.91
Deposit	11/04/2021	Other 1	1010 · Pacific Prem...	0.00	-3,298.91
Deposit	11/04/2021	Other 2	1010 · Pacific Prem...	0.00	-3,298.91
Deposit	11/05/2021	Water Rec	1010 · Pacific Prem...	-360.39	-3,659.30
Deposit	11/05/2021	Rate Assistance	1010 · Pacific Prem...	0.00	-3,659.30

**Avila Beach Community Services District
Deposits by Fund
November 2021**

12/01/21

Type	Date	Memo	Split	Amount	Balance
Deposit	11/05/2021	Other 1	1010 · Pacific Prem...	0.00	-3,659.30
Deposit	11/05/2021	Other 2	1010 · Pacific Prem...	0.00	-3,659.30
Deposit	11/06/2021	Water Rec	1010 · Pacific Prem...	-103.86	-3,763.16
Deposit	11/06/2021	Rate Assistance	1010 · Pacific Prem...	11.20	-3,751.96
Deposit	11/06/2021	Other 1	1010 · Pacific Prem...	0.00	-3,751.96
Deposit	11/06/2021	Other 2	1010 · Pacific Prem...	0.00	-3,751.96
Deposit	11/07/2021	Water Rec	1010 · Pacific Prem...	-103.86	-3,855.82
Deposit	11/07/2021	Rate Assistance	1010 · Pacific Prem...	0.00	-3,855.82
Deposit	11/07/2021	Other 1	1010 · Pacific Prem...	0.00	-3,855.82
Deposit	11/07/2021	Other 2	1010 · Pacific Prem...	0.00	-3,855.82
Deposit	11/08/2021	TCF FY 22 OCT ME - IMPR # 1 - Gen . 70, Water .25, Lights	1010 · Pacific Prem...	-4,120.46	-7,976.28
Deposit	11/08/2021	Water Rec	1010 · Pacific Prem...	-144.03	-8,120.31
Deposit	11/08/2021	Rate Assistance	1010 · Pacific Prem...	24.02	-8,096.29
Deposit	11/08/2021	Other 1	1010 · Pacific Prem...	0.00	-8,096.29
Deposit	11/08/2021	Other 2	1010 · Pacific Prem...	0.00	-8,096.29
Deposit	11/09/2021	Water Rec	1010 · Pacific Prem...	-420.21	-8,516.50
Deposit	11/09/2021	Rate Assistance	1010 · Pacific Prem...	0.00	-8,516.50
Deposit	11/09/2021	Other 1	1010 · Pacific Prem...	0.00	-8,516.50
Deposit	11/09/2021	Other 2	1010 · Pacific Prem...	0.00	-8,516.50
Deposit	11/10/2021	Water Rec	1010 · Pacific Prem...	-3,609.97	-12,126.47
Deposit	11/10/2021	Rate Assistance	1010 · Pacific Prem...	0.00	-12,126.47
Deposit	11/10/2021	Other 1	1010 · Pacific Prem...	0.00	-12,126.47
Deposit	11/10/2021	Other 2	1010 · Pacific Prem...	0.00	-12,126.47
Deposit	11/11/2021	Water Rec	1010 · Pacific Prem...	-275.13	-12,401.60
Deposit	11/11/2021	Rate Assistance	1010 · Pacific Prem...	10.39	-12,391.21
Deposit	11/11/2021	Other 1	1010 · Pacific Prem...	0.00	-12,391.21
Deposit	11/11/2021	Other 2	1010 · Pacific Prem...	0.00	-12,391.21
Deposit	11/12/2021	Water Rec	1010 · Pacific Prem...	-420.21	-12,811.42
Deposit	11/12/2021	Rate Assistance	1010 · Pacific Prem...	12.82	-12,798.60
Deposit	11/12/2021	Other 1	1010 · Pacific Prem...	0.00	-12,798.60
Deposit	11/12/2021	Other 2	1010 · Pacific Prem...	0.00	-12,798.60
Deposit	11/12/2021	San Juan Irrigation 10/1 - 10/27/21	1010 · Pacific Prem...	-1,468.53	-14,267.13
Deposit	11/12/2021	Front Street Irrigation 10/1 - 10/27/21	1010 · Pacific Prem...	-885.03	-15,152.16
Deposit	11/12/2021	Community Park Restrooms 10/1 - 10/27/21	1010 · Pacific Prem...	-219.84	-15,372.00
Deposit	11/13/2021	Water Rec	1010 · Pacific Prem...	-139.83	-15,511.83
Deposit	11/13/2021	Rate Assistance	1010 · Pacific Prem...	0.00	-15,511.83

Avila Beach Community Services District
Deposits by Fund
November 2021

12/01/21

Type	Date	Memo	Split	Amount	Balance
Deposit	11/13/2021	Other 1	1010 · Pacific Prem...	0.00	-15,511.83
Deposit	11/13/2021	Other 2	1010 · Pacific Prem...	0.00	-15,511.83
Deposit	11/15/2021	Water Rec	1010 · Pacific Prem...	-6,550.22	-22,062.05
Deposit	11/15/2021	Rate Assistance	1010 · Pacific Prem...	75.16	-21,986.89
Deposit	11/15/2021	Other 1	1010 · Pacific Prem...	0.00	-21,986.89
Deposit	11/15/2021	Other 2	1010 · Pacific Prem...	0.00	-21,986.89
Deposit	11/15/2021	F:0895 A:0760 - AVILA BEACH IMP # 1 - Gen . 70, Water .25,...	1010 · Pacific Prem...	-2,936.83	-24,923.72
Deposit	11/15/2021	San Juan Irrigation 10/1 - 10/27/21	1010 · Pacific Prem...	1,468.53	-23,455.19
Deposit	11/15/2021	Front Street Irrigation 10/1 - 10/27/21	1010 · Pacific Prem...	885.03	-22,570.16
Deposit	11/15/2021	Community Park Restrooms 10/1 - 10/27/21	1010 · Pacific Prem...	219.84	-22,350.32
Deposit	11/16/2021	Water Rec	1010 · Pacific Prem...	-1,475.57	-23,825.89
Deposit	11/16/2021	Rate Assistance	1010 · Pacific Prem...	12.82	-23,813.07
Deposit	11/16/2021	Other 1	1010 · Pacific Prem...	0.00	-23,813.07
Deposit	11/16/2021	Other 2	1010 · Pacific Prem...	0.00	-23,813.07
Deposit	11/17/2021	Water Rec	1010 · Pacific Prem...	-1,058.74	-24,871.81
Deposit	11/17/2021	Rate Assistance	1010 · Pacific Prem...	0.00	-24,871.81
Deposit	11/17/2021	Other 1	1010 · Pacific Prem...	0.00	-24,871.81
Deposit	11/17/2021	Other 2	1010 · Pacific Prem...	0.00	-24,871.81
Deposit	11/18/2021	Water Rec	1010 · Pacific Prem...	-783.38	-25,655.19
Deposit	11/18/2021	Rate Assistance	1010 · Pacific Prem...	9.58	-25,645.61
Deposit	11/18/2021	Other 1	1010 · Pacific Prem...	0.00	-25,645.61
Deposit	11/18/2021	Other 2	1010 · Pacific Prem...	0.00	-25,645.61
Deposit	11/18/2021	F:0895 A:0760 - AVILA BEACH IMP # 1 - Gen . 70, Water .25,...	1010 · Pacific Prem...	-1,635.10	-27,280.71
Deposit	11/19/2021	Water Rec	1010 · Pacific Prem...	-328.31	-27,609.02
Deposit	11/19/2021	Rate Assistance	1010 · Pacific Prem...	12.82	-27,596.20
Deposit	11/19/2021	Other 1	1010 · Pacific Prem...	0.00	-27,596.20
Deposit	11/19/2021	Other 2	1010 · Pacific Prem...	0.00	-27,596.20
Deposit	11/22/2021	Water Rec	1010 · Pacific Prem...	-47.88	-27,644.08
Deposit	11/22/2021	Rate Assistance	1010 · Pacific Prem...	9.58	-27,634.50
Deposit	11/22/2021	Other 1	1010 · Pacific Prem...	0.00	-27,634.50
Deposit	11/22/2021	Other 2	1010 · Pacific Prem...	0.00	-27,634.50
Deposit	11/22/2021	F:0895 A:0760 - AVILA BEACH IMP # 1 - Gen . 70, Water .25,...	1010 · Pacific Prem...	-1,128.30	-28,762.80
Deposit	11/23/2021	Water Rec	1010 · Pacific Prem...	-1,616.29	-30,379.09
Deposit	11/23/2021	Rate Assistance	1010 · Pacific Prem...	35.22	-30,343.87
Deposit	11/23/2021	Other 1	1010 · Pacific Prem...	0.00	-30,343.87
Deposit	11/23/2021	Other 2	1010 · Pacific Prem...	0.00	-30,343.87

Avila Beach Community Services District
Deposits by Fund
 November 2021

12/01/21

Type	Date	Memo	Split	Amount	Balance
Deposit	11/24/2021	Water Rec	1010 · Pacific Prem...	-365.05	-30,708.92
Deposit	11/24/2021	Rate Assistance	1010 · Pacific Prem...	0.00	-30,708.92
Deposit	11/24/2021	Other 1	1010 · Pacific Prem...	0.00	-30,708.92
Deposit	11/24/2021	Other 2	1010 · Pacific Prem...	0.00	-30,708.92
Deposit	11/25/2021	Water Rec	1010 · Pacific Prem...	-11,488.65	-42,197.57
Deposit	11/25/2021	Rate Assistance	1010 · Pacific Prem...	60.05	-42,137.52
Deposit	11/25/2021	Other 1	1010 · Pacific Prem...	0.00	-42,137.52
Deposit	11/25/2021	Other 2	1010 · Pacific Prem...	0.00	-42,137.52
Deposit	11/28/2021	Water Rec	1010 · Pacific Prem...	-251.16	-42,388.68
Deposit	11/28/2021	Rate Assistance	1010 · Pacific Prem...	11.20	-42,377.48
Deposit	11/28/2021	Other 1	1010 · Pacific Prem...	0.00	-42,377.48
Deposit	11/28/2021	Other 2	1010 · Pacific Prem...	0.00	-42,377.48
Deposit	11/29/2021	Water Rec	1010 · Pacific Prem...	-1,450.10	-43,827.58
Deposit	11/29/2021	Rate Assistance	1010 · Pacific Prem...	10.39	-43,817.19
Deposit	11/29/2021	Other 1	1010 · Pacific Prem...	0.00	-43,817.19
Deposit	11/29/2021	Other 2	1010 · Pacific Prem...	0.00	-43,817.19
Total Water				-43,817.19	-43,817.19
TOTAL				-143,092.87	-143,092.87

	<u>Nov 21</u>
Ordinary Income/Expense	
Income	
4000 · Income Summary	
4010 · Operating Revenue	82,618.56
4012 · Solid Waste Franchise Fee	1,022.88
4030 · County Taxes	78,201.40
4050 · Harbor Charges	
4052 · Front Street Lighting	209.00
4053 · WWTP O&M	16,757.00
	<u>16,966.00</u>
Total 4050 · Harbor Charges	<u>16,966.00</u>
Total 4000 · Income Summary	<u>178,808.84</u>
Total Income	<u>178,808.84</u>
Gross Profit	178,808.84
Expense	
5100 · Merchant Credit Card Fees	
5110 · Amex	16.20
5120 · Chase Paymentech	126.53
5140 · Invoice Cloud	413.93
	<u>556.66</u>
Total 5100 · Merchant Credit Card Fees	556.66
5200 · Payroll Expenses	
5210 · Gross Wages	
5211 · Regular Pay	2,905.32
5012 · Holiday Pay	408.96
5014 · Sick Pay	0.00
5016 · Vacation Pay	408.96
	<u>3,723.24</u>
Total 5210 · Gross Wages	3,723.24
5230 · Payroll Taxes	65.58
5240 · Health & Medical Exp.	
5242 · Health Ins / Other	800.00
	<u>800.00</u>
Total 5240 · Health & Medical Exp.	800.00
5250 · PERS Company Pd Expense	
5256 · PERS Co Pd Kristi	290.05
	<u>290.05</u>
Total 5250 · PERS Company Pd Expense	290.05

Avila Beach Community Services District
Profit & Loss
November 2021

	<u>Nov 21</u>
5280 · Payroll Administration & Misc.	104.12
Total 5200 · Payroll Expenses	4,982.99
6000 · Administrative Overheads	
6102 · Accounting	975.00
6115 · Bank Service Charges	33.18
6120 · Dues & Subscriptions	5,752.00
6135 · Legal	483.00
6140 · Office Supplies & Postage	
6142 · Postage & Shipping	186.76
6143 · Supplies, Office	564.51
Total 6140 · Office Supplies & Postage	751.27
6150 · Rate Assistance	865.32
6170 · Website	200.00
Total 6000 · Administrative Overheads	9,059.77
6500 · Operating Expenses	
6503 · Chemicals	6,087.94
6505 · Contract Labor O & M	20,179.64
6506 · Contract Labor GM	2,827.50
6507 · Contract Labor Civil Engineer	6,597.50
6520 · Equipment Repair & Maint.	
6522 · Equip. Rep. & Maint-Avila & HD	5,087.79
6524 · Equip. Rep. & Maint. Avila Only	70.50
6520 · Equipment Repair & Maint. - Other	967.16
Total 6520 · Equipment Repair & Maint.	6,125.45
6525 · Fat Oil & Grease (FOG)	97.50
6535 · Insurance P/L	1,795.37
6540 · Lab Tests	4,902.00
6542 · Maintenance	650.99
6550 · Operating Supplies	156.11
6567 · Repairs, Building	360.00
6580 · Solids Handling	1,495.00
6585 · Telephone / Internet	495.24

	<u>Nov 21</u>
6590 - Utilities	3,965.75
6500 - Operating Expenses - Other	<u>4.59</u>
Total 6500 - Operating Expenses	<u>55,740.58</u>
Total Expense	<u>70,340.00</u>
Net Ordinary Income	108,468.84
Other Income/Expense	
Other Income	
7200 - Non-Operating Income	
7210 - Connection Fees	<u>273,215.00</u>
Total 7200 - Non-Operating Income	<u>273,215.00</u>
Total Other Income	273,215.00
Other Expense	
8200 - Non-Operating Expenses	
8230 - Capital Purchases in Prog Sani	
8245 - WWTP Improvement Project	
8245d - WWTP Wallace Group Enginee...	7,583.75
8245 - WWTP Improvement Project - Ot...	<u>1,359.00</u>
Total 8245 - WWTP Improvement Project	8,942.75
8246 - WW Swr Ln Rplmt San Migl	
8246c - WW Swr Ln Rplmt Sn Migl Pha...	340.96
8246 - WW Swr Ln Rplmt San Migl - Ot...	<u>1,732.50</u>
Total 8246 - WW Swr Ln Rplmt San Migl	<u>2,073.46</u>
Total 8230 - Capital Purchases in Prog Sani	<u>11,016.21</u>
Total 8200 - Non-Operating Expenses	<u>11,016.21</u>
Total Other Expense	<u>11,016.21</u>
Net Other Income	<u>262,198.79</u>
Net Income	<u><u>370,667.63</u></u>

Avila Beach Community Services District
Balance Sheet
As of December 31, 2021

	<u>Dec 31, 21</u>
ASSETS	
Current Assets	
Checking/Savings	
1000 · Cash Summary	
1005 · Customer Cash	260.00
1008 · Petty Cash	45.48
1010 · Pacific Premier Checking	756,994.71
1050 · LAIF	3,883,538.29
1060 · US Bank MM WWTP	2,459,748.46
Total 1000 · Cash Summary	<u>7,100,586.94</u>
Total Checking/Savings	7,100,586.94
Accounts Receivable	
1200 · *Accounts Receivable	273,215.00
Total Accounts Receivable	<u>273,215.00</u>
Other Current Assets	
1250 · Receivables	
1255 · Interest Receivable	11,317.42
1270 · Taxes Receivable	23,892.61
1280 · Water & Sewer Billings	93,883.98
Total 1250 · Receivables	<u>129,094.01</u>
1400 · Prepaid Summary	
1410 · Prepaid Insurance	10,819.72
Total 1400 · Prepaid Summary	<u>10,819.72</u>
Total Other Current Assets	<u>139,913.73</u>
Total Current Assets	7,513,715.67
Fixed Assets	
1600 · Fixed Assets & Acc. Depr.	
1605 · Office Equipment	
1606 · Copier Samsung 2012	8,233.58
1609 · Office Equipment Accum Depr	-8,233.58
Total 1605 · Office Equipment	<u>0.00</u>

Avila Beach Community Services District
Balance Sheet
As of December 31, 2021

	<u>Dec 31, 21</u>
1610 · Fixed Asset -Office & Admin.	
1612 · Office Furniture cost	4,526.21
1614 · Office Furniture Accum Dep.	<u>-4,526.21</u>
Total 1610 · Fixed Asset -Office & Ad...	0.00
1620 · Fixed Assets - Sanitary	
1622 · Land	60,314.10
1626 · Collection Assets	
1627 · Collection Assets Cost	1,318,875.26
1628 · Collect Assets Accum Depr	<u>-545,463.32</u>
Total 1626 · Collection Assets	773,411.94
1630 · Disposal Equipment	
1631 · Disposal Equip Cost	611,174.66
1632 · Disposal Equip Accum Depr	<u>-376,478.88</u>
Total 1630 · Disposal Equipment	234,695.78
1634 · Other Equipment	
1634a · Other Equipment Cost	<u>6,973.40</u>
Total 1634 · Other Equipment	6,973.40
1635 · Treatment Plant	
1636 · Treatment Plant Original	105,000.00
1637 · Treatment Plant Addition	2,049,098.30
1638 · Treatment Plant Accum Dep	<u>-1,248,125.98</u>
Total 1635 · Treatment Plant	905,972.32
1642 · Treatment Equipment	
1643 · Treatment Equip Cost	1,087,410.54
1644 · Treatment Equip Accum D...	-704,848.55
1642 · Treatment Equipment - Oth...	<u>205,485.61</u>
Total 1642 · Treatment Equipment	588,047.60
Total 1620 · Fixed Assets - Sanitary	2,569,415.14

Avila Beach Community Services District
Balance Sheet
As of December 31, 2021

	<u>Dec 31, 21</u>
1650 · Fixed Assets - Water	
1652 · Equipment	
1653 · Equipment Cost	21,136.28
1654 · Equipment Accum Depr	-21,136.28
1652 · Equipment - Other	74.79
	<hr/>
Total 1652 · Equipment	74.79
1656 · Distribution Assets	
1657 · Distribution Assets Cost	1,263,996.77
1658 · Dist Assets Accum Depr	-690,947.00
	<hr/>
Total 1656 · Distribution Assets	573,049.77
	<hr/>
Total 1650 · Fixed Assets - Water	573,124.56
1680 · Structures - Fixed Asset	
1681 · Structures GFAAG - Sani & FA	82,207.29
1682 · Gen / Fire Accum Dep	-46,485.99
	<hr/>
Total 1680 · Structures - Fixed Asset	35,721.30
1690 · Construction in Progress	248,213.98
	<hr/>
Total 1600 · Fixed Assets & Acc. Depr.	3,426,474.98
	<hr/>
Total Fixed Assets	3,426,474.98
Other Assets	
1800 · Deferred Outflows of Resources	24,772.00
	<hr/>
Total Other Assets	24,772.00
	<hr/>
TOTAL ASSETS	10,964,962.65
	<hr/> <hr/>
LIABILITIES & EQUITY	
Liabilities	
Current Liabilities	
Accounts Payable	
2100 · Accounts Payable	69,461.88
	<hr/>
Total Accounts Payable	69,461.88

Avila Beach Community Services District
Balance Sheet
As of December 31, 2021

	<u>Dec 31, 21</u>
Other Current Liabilities	
2200 · Payroll Liabilities	
2201 · Accrued Payroll	2,095.00
2260 · Vacation Payable	1,509.41
2262 · Sick Pay Accrued	787.39
2250 · PERS Liability	227.92
	<hr/>
Total 2200 · Payroll Liabilities	4,619.72
2300 · Deposits Held	
2303 · Water Deposits Held	4,570.00
	<hr/>
Total 2300 · Deposits Held	4,570.00
Total Other Current Liabilities	9,189.72
	<hr/>
Total Current Liabilities	78,651.60
Long Term Liabilities	
2400 · Net Pension Liability	131,246.00
2450 · U.S. Bank Loan WWTP	3,020,000.00
2500 · Deferred Inflows of Resources	7,928.00
2999 · Unbalanced Classes	-3,992,989.31
	<hr/>
Total Long Term Liabilities	-833,815.31
Total Liabilities	-755,163.71
Equity	
3000 · Opening Bal Equity	85,518.07
3900 · Retained Earnings	12,025,770.02
Net Income	-391,161.73
	<hr/>
Total Equity	11,720,126.36
TOTAL LIABILITIES & EQUITY	<u><u>10,964,962.65</u></u>

Avila Beach Community Services District
Checks by Fund w/Accounts
December 2021

01/12/22

Type	Date	Num	Name	Memo	Account	Amount	Balance	
General / Admin								
Check	12/02/2021	EFT	GetStreamline.com / Di...	monthly ABCSD Streamline	6170 · Website	200.00	200.00	
Check	12/02/2021		Caltronics Business Sys...	merchant cc fees	6550 · Operating Sup...	98.67	298.67	
Check	12/03/2021		Paymentech	Amex	5120 · Chase Paymen...	17.34	316.01	
Check	12/06/2021		American Express Disc...		5110 · Amex	16.20	332.21	
Check	12/07/2021	3096	Hagemann & Associates	Inv. 1168 Nov 7th - 20th, 2021 Contract La...	6506 · Contract Labor ...	2,465.00	2,797.21	
Check	12/07/2021	3097	Nikki Engle Bookkeeping	Bookkeeping Inv. 2921 11/24/21	6102 · Accounting	480.00	3,277.21	
Check	12/07/2021	3099	Hagemann & Associates	Inv. 1169 Nove 21-Dec 4, 2021 Contract L...	6506 · Contract Labor ...	1,305.00	4,582.21	
Check	12/07/2021	3101	Creative Technologies, I...	Inv. 6873 Run Date 11/1/21 Customer Nu...	6142 · Postage & Ship...	169.18	4,751.39	
Check	12/07/2021		Paymentech	merchant cc fees	5120 · Chase Paymen...	14.59	4,765.98	
Check	12/07/2021		InvoiceCloud	Invoice Cloud merchant fees	5140 · Invoice Cloud	297.53	5,063.51	
Check	12/08/2021	3105	Fedak & Brown, LLP	FY 2020-21 Audit	6103 · Accounting Audit	1,115.00	6,178.51	
Check	12/08/2021	3107	Price, Postel & Parma L...	File. 24425-00001 Inv. 189313 Admin	6135 · Legal	782.00	6,960.51	
Check	12/09/2021		Paymentech	merchant cc fees	5120 · Chase Paymen...	10.22	6,970.73	
Check	12/10/2021	EFT	Cal Tec Computers	computer repairs	6524 · Equip. Rep. & M...	40.00	7,010.73	
Check	12/13/2021	EFT	Public Employees Retir...	Kristi 11/ 1 - 11/15/21	2250 · PERS Liability	237.50	7,248.23	
Check	12/13/2021	EFT	Public Employees Retir...	Kristi 11/ 1 - 11/15/21	5256 · PERS Co Pd K...	35.96	7,284.19	
Check	12/13/2021	EFT	Public Employees Retir...	Kristi 11/16 - 11/30/21	2250 · PERS Liability	227.92	7,512.11	
Check	12/13/2021	EFT	Public Employees Retir...	Kristi 11/16 - 11/30/21	5256 · PERS Co Pd K...	34.54	7,546.65	
Check	12/13/2021	EFT	Public Employees Retir...	Kristi 12/1 - 12/15/21	2250 · PERS Liability	198.10	7,744.75	
Check	12/13/2021	EFT	Public Employees Retir...	Kristi 12/1 - 12/15/21	5256 · PERS Co Pd K...	30.15	7,774.90	
Check	12/14/2021		Miscellaneous Fees An...		6115 · Bank Service C...	21.64	7,796.54	
Check	12/15/2021		Amazon	#111-6633779-9401858	6143 · Supplies, Office	17.99	7,814.53	
Check	12/15/2021	EFT	Brezden Pest		6542 · Maintenance	65.00	7,879.53	
Check	12/16/2021	3116	McClatchy Company, LLC	Telegram Tribune Public Notices Inv. 8188...	6145 · Public Notices	115.02	7,994.55	
Check	12/20/2021		Paymentech	merchant cc fees	5120 · Chase Paymen...	11.77	8,006.32	
Check	12/22/2021		Paymentech	merchant cc fees	5120 · Chase Paymen...	66.90	8,073.22	
Check	12/23/2021	EFT	PG&E	100 San Luis St.	6590 · Utilities	122.27	8,195.49	
Check	12/25/2021	EFT	Spectrum	Acct #: 8245100980033571	6585 · Telephone / Int...	224.95	8,420.44	
Total General / Admin							8,420.44	8,420.44
Lights								
Check	12/02/2021	EFT	PG&E	Colony Lights acct # 5992155362-0	6590 · Utilities	102.10	102.10	
Check	12/02/2021	EFT	PG&E	Town Lights acct # 0690976984-3	6590 · Utilities	410.30	512.40	
Check	12/23/2021	EFT	PG&E	Front St. Lights acct# 5796765606-7	6590 · Utilities	393.62	906.02	
Total Lights							906.02	906.02

Avila Beach Community Services District
Checks by Fund w/Accounts
 December 2021

01/12/22

Type	Date	Num	Name	Memo	Account	Amount	Balance
Sanitary							
Check	12/01/2021	EFT	AT&T	acct # 805 595-9416 904 5	6585 · Telephone / Int...	186.88	186.88
Check	12/02/2021	EFT	South County Sanitary ...	Acct. Number 4120-3104357 2 Yd Dumpster	6590 · Utilities	134.96	321.84
Check	12/07/2021	3096	Hagemann & Associates	Contract Labor Civil Eng. Sanitary System	6507 · Contract Labor ...	1,305.00	1,626.84
Check	12/07/2021	3098	Brenntag Pacific, Inc.	Inv BPI195854 11/11/21	6503 · Chemicals	1,171.91	2,798.75
Check	12/07/2021	3098	Brenntag Pacific, Inc.	Inv. BPI197134 11/18/21	6503 · Chemicals	1,287.25	4,086.00
Check	12/07/2021	3098	Brenntag Pacific, Inc.	Inv. BPI199516 11/25/21	6503 · Chemicals	1,247.22	5,333.22
Check	12/07/2021	3099	Hagemann & Associates	Contract Labor Sanitary System	6507 · Contract Labor ...	870.00	6,203.22
Check	12/07/2021	3100	Speed's, Inc.	Inv. #66685 11/23/21	6580 · Solids Handling	1,590.50	7,793.72
Check	12/08/2021	3102	Abalone Coast Analytic...	Statement 12/2/21 Statement # 5398	6540 · Lab Tests	3,603.00	11,396.72
Check	12/08/2021	3103	Dept of Environment He...	AR0008015 FA0001868	6555 · Permits & Fees	512.00	11,908.72
Check	12/08/2021	3104	Garing, Taylor & Associ...	Inv. 18079 11/30/21 San Miguel Sewer Li...	8246 · WW Swr Ln R...	1,811.05	13,719.77
Check	12/08/2021	3106	Miners Ace Hardware	Acct: 126380 11/30/21	6500 · Operating Exp...	36.69	13,756.46
Check	12/08/2021	3107	Price, Postel & Parma L...	WWTP	8245 · WWTP Improv...	874.00	14,630.46
Check	12/08/2021		Great Western Alarm	Alarm Service Call on 2/24/21	6522 · Equip. Rep. & ...	384.00	15,014.46
Check	12/08/2021	3108	Fluid Resource Manage...	Nov 2021 Ops. Sanitary Inv. F21381	6505 · Contract Labor ...	15,812.83	30,827.29
Check	12/08/2021	3108	Fluid Resource Manage...	A21327 Fire Extinguisher	6520 · Equipment Rep...	82.37	30,909.66
Check	12/08/2021	3108	Fluid Resource Manage...	T21332 Coordination Plant Expansion Proj...	8245e · WWTP Const...	112.50	31,022.16
Check	12/13/2021	3111	Wallace Group, Inc.	8.11.21 Inv. 53947 WWTP Upgrade	8245d · WWTP Walla...	8,700.73	39,722.89
Check	12/13/2021	3111	Wallace Group, Inc.	9.19.21 Inv. 54137 WWTP Upgrade	8245d · WWTP Walla...	6,837.50	46,560.39
Check	12/13/2021	3111	Wallace Group, Inc.	11.9.21 Inv. 54629 WWTP Upgrade	8245d · WWTP Walla...	26,553.25	73,113.64
Check	12/13/2021	3111	Wallace Group, Inc.	12.3.21 Inv. 54852 WWTP Upgrade	8245d · WWTP Walla...	38,523.75	111,637.39
Check	12/13/2021		Cloacina, LLC	Inv # CL18-118-3	8245c · WWTP MBR ...	536,250.00	647,887.39
Check	12/14/2021	EFT	AT&T	acct # 287272916182	6585 · Telephone / Int...	23.50	647,910.89
Check	12/14/2021		Speed's, Inc.	Inv # 65612	6580 · Solids Handling	1,904.92	649,815.81
Check	12/16/2021	3113	Brenntag Pacific, Inc.	Inv BPI200637 12/2/21	6503 · Chemicals	1,188.41	651,004.22
Check	12/16/2021	3113	Brenntag Pacific, Inc.	Inv. PBI202328 12/9/21	6503 · Chemicals	1,217.91	652,222.13
Check	12/16/2021	3114	State Water Board	WD-0192777 7/1/21 - 6/30/22, Index # 460...	6565 · Regulatory Co...	3,326.00	655,548.13
Check	12/16/2021	3115	Padre Associates, Inc.	Inv. 2021-2395 12/10/21 Cultural Resourc...	8246c · WW Swr Ln R...	2,900.00	658,448.13
Check	12/16/2021	3117	Kies & Son Constructio...	21-124 Payment Request #1 Avila 12/3/21 ...	8246d · WW Swr Ln ...	77,255.80	735,703.93
Check	12/17/2021	EFT	AT&T	acct # x 0885 Internet	6585 · Telephone / Int...	58.85	735,762.78
Check	12/23/2021	EFT	PG&E	3rd & San Fran St. pump	6590 · Utilities	2,363.43	738,126.21
Check	12/23/2021	EFT	PG&E	Lift Station acct# 6338432238-2	6590 · Utilities	102.75	738,228.96
Check	12/29/2021	EFT	AT&T	acct # 805 595-9416 904 5	6585 · Telephone / Int...	187.42	738,416.38
Check	12/31/2021	ADJ	BALANCE ADJUSTME...	CC BALANCE ADJ CCs	1280 · Water & Sewer...	138.77	738,555.15
Total Sanitary						738,555.15	738,555.15

Avila Beach Community Services District
Checks by Fund w/Accounts
 December 2021

01/12/22

Type	Date	Num	Name	Memo	Account	Amount	Balance	
Water								
Check	12/07/2021	3096	Hagemann & Associates	Contract Labor Civil Eng. Water System	6507 · Contract Labor ...	725.00	725.00	
Check	12/07/2021	3099	Hagemann & Associates	Contract Labor Water System	6507 · Contract Labor ...	145.00	870.00	
Check	12/08/2021	3108	Fluid Resource Manage...	Nov 2021 Ops. Water Inv. F21381	6505 · Contract Labor ...	5,295.07	6,165.07	
Check	12/08/2021	3108	Fluid Resource Manage...	A21326 Chemicals	6503 · Chemicals	218.63	6,383.70	
Check	12/08/2021	3109	SLO County Public Works	O & M Wheeling FY 2021-22 Lopez Water...	6802 · Lopez	3,764.06	10,147.76	
Check	12/08/2021	3109	SLO County Public Works	O & M Wheeling FY 2021-22 Lopez Water...	6802 · Lopez	3,764.06	13,911.82	
Check	12/08/2021	3109	SLO County Public Works	Flood Zone 3, Final Lopez Contract Water ...	6802 · Lopez	5,250.29	19,162.11	
Check	12/08/2021	3109	SLO County Public Works	Lopez Water Semi Anl Billing 2021/22 CS...	6802 · Lopez	50,055.75	69,217.86	
Check	12/09/2021	3110	Dept of Environment He...	Inv. # IN0132891 Cross Connections	6565 · Regulatory Co...	50.20	69,268.06	
Check	12/09/2021	3112	California Dept of Fax a...	Water Rights Permits and Fees July 1 202...	6565 · Regulatory Co...	306.93	69,574.99	
Check	12/23/2021	EFT	PG&E	1717 Cave Landing Rd.	6590 · Utilities	188.84	69,763.83	
Check	12/31/2021	ADJ	BALANCE ADJUSTME...	CC BALANCE ADJ CCs	1280 · Water & Sewer...	138.78	69,902.61	
Total Water							69,902.61	69,902.61
TOTAL							817,784.22	817,784.22

**Avila Beach Community Services District
Deposits by Fund
December 2021**

01/12/22

Type	Date	Memo	Split	Amount	Balance
General / Admin					
Deposit	12/02/2021	US Bank interest	1060 · US Bank M...	-12.31	-12.31
Deposit	12/07/2021	S L Ambulance Contract Services	1010 · Pacific Prem...	-1,110.69	-1,123.00
Deposit	12/07/2021	James Hannon \$ 109.91 + \$ 100 + 67.29, Bob Grieve \$ 59.91 ,...	1010 · Pacific Prem...	-737.11	-1,860.11
Deposit	12/09/2021	TCF FY 22 NOV ME - IMPR # 1 - Gen . 70, Water .25, Lights	1010 · Pacific Prem...	-17,826.17	-19,686.28
Deposit	12/23/2021	F:0895 A:0760 - AVILA BEACH IMP # 1 - Gen . 70, Water .25,...	1010 · Pacific Prem...	-1,605.70	-21,291.98
Deposit	12/30/2021	TCF FY 22 DEC MID - IMPR # 1 - Gen . 70, Water .25, Lights ...	1010 · Pacific Prem...	-68,747.01	-90,038.99
Total General / Admin				-90,038.99	-90,038.99
Lights					
Deposit	12/09/2021	TCF FY 22 NOV ME - IMPR # 1 - Gen . 70, Water .25, Lights	1010 · Pacific Prem...	-1,273.30	-1,273.30
Deposit	12/23/2021	F:0895 A:0760 - AVILA BEACH IMP # 1 - Gen . 70, Water .25,...	1010 · Pacific Prem...	-114.69	-1,387.99
Deposit	12/30/2021	TCF FY 22 DEC MID - IMPR # 1 - Gen . 70, Water .25, Lights ...	1010 · Pacific Prem...	-4,910.50	-6,298.49
Total Lights				-6,298.49	-6,298.49
Sanitary					
Deposit	12/01/2021	Sani Rec	1010 · Pacific Prem...	-1,005.93	-1,005.93
Deposit	12/01/2021	Rate Assistance	1010 · Pacific Prem...	43.94	-961.99
Deposit	12/01/2021	Other 1	1010 · Pacific Prem...	0.00	-961.99
Deposit	12/01/2021	Other 2	1010 · Pacific Prem...	-111.21	-1,073.20
Deposit	12/02/2021	Sani Rec	1010 · Pacific Prem...	-8,302.18	-9,375.38
Deposit	12/02/2021	Rate Assistance	1010 · Pacific Prem...	0.00	-9,375.38
Deposit	12/02/2021	Other 1	1010 · Pacific Prem...	0.00	-9,375.38
Deposit	12/02/2021	Other 2	1010 · Pacific Prem...	0.00	-9,375.38
Deposit	12/03/2021	Sani Rec	1010 · Pacific Prem...	0.00	-9,375.38
Deposit	12/03/2021	Rate Assistance	1010 · Pacific Prem...	-410.92	-9,786.30
Deposit	12/03/2021	Other 1	1010 · Pacific Prem...	14.57	-9,771.73
Deposit	12/03/2021	Other 2	1010 · Pacific Prem...	0.00	-9,771.73
Deposit	12/04/2021	Sani Rec	1010 · Pacific Prem...	-8.84	-9,780.57
Deposit	12/04/2021	Rate Assistance	1010 · Pacific Prem...	-195.56	-9,976.13
Deposit	12/04/2021	Other 1	1010 · Pacific Prem...	0.00	-9,976.13
Deposit	12/04/2021	Other 2	1010 · Pacific Prem...	0.00	-9,976.13
Deposit	12/05/2021	Sani Rec	1010 · Pacific Prem...	-9.50	-9,985.63
Deposit	12/05/2021	Rate Assistance	1010 · Pacific Prem...	0.00	-9,985.63
Deposit	12/05/2021	Other 1	1010 · Pacific Prem...	0.00	-9,985.63

Avila Beach Community Services District
Deposits by Fund
December 2021

01/12/22

Type	Date	Memo	Split	Amount	Balance
Deposit	12/05/2021	Other 2	1010 · Pacific Prem...	0.00	-9,985.63
Deposit	12/06/2021	Sani Rec	1010 · Pacific Prem...	-658.11	-10,643.74
Deposit	12/06/2021	Rate Assistance	1010 · Pacific Prem...	0.00	-10,643.74
Deposit	12/06/2021	Other 1	1010 · Pacific Prem...	0.00	-10,643.74
Deposit	12/06/2021	Other 2	1010 · Pacific Prem...	3.65	-10,640.09
Deposit	12/07/2021	Sani Rec	1010 · Pacific Prem...	-428.10	-11,068.19
Deposit	12/07/2021	Rate Assistance	1010 · Pacific Prem...	4.59	-11,063.60
Deposit	12/07/2021	Other 1	1010 · Pacific Prem...	0.00	-11,063.60
Deposit	12/07/2021	Other 2	1010 · Pacific Prem...	122.15	-10,941.45
Deposit	12/08/2021	Sani Rec	1010 · Pacific Prem...	-270.78	-11,212.23
Deposit	12/08/2021	Rate Assistance	1010 · Pacific Prem...	12.67	-11,199.56
Deposit	12/08/2021	Other 1	1010 · Pacific Prem...	0.00	-11,199.56
Deposit	12/08/2021	Other 2	1010 · Pacific Prem...	-8.07	-11,207.63
Deposit	12/09/2021	TCF FY 22 NOV ME - Waste	1010 · Pacific Prem...	-25,222.74	-36,430.37
Deposit	12/09/2021	Sani Rec	1010 · Pacific Prem...	-621.52	-37,051.89
Deposit	12/09/2021	Rate Assistance	1010 · Pacific Prem...	27.23	-37,024.66
Deposit	12/09/2021	Other 1	1010 · Pacific Prem...	0.00	-37,024.66
Deposit	12/09/2021	Other 2	1010 · Pacific Prem...	187.59	-36,837.07
Deposit	12/10/2021	Sani Rec	1010 · Pacific Prem...	-293.74	-37,130.81
Deposit	12/10/2021	Rate Assistance	1010 · Pacific Prem...	12.67	-37,118.14
Deposit	12/10/2021	Other 1	1010 · Pacific Prem...	0.00	-37,118.14
Deposit	12/10/2021	Other 2	1010 · Pacific Prem...	0.00	-37,118.14
Deposit	12/11/2021	Sani Rec	1010 · Pacific Prem...	-86.30	-37,204.44
Deposit	12/11/2021	Rate Assistance	1010 · Pacific Prem...	0.00	-37,204.44
Deposit	12/11/2021	Other 1	1010 · Pacific Prem...	0.00	-37,204.44
Deposit	12/11/2021	Other 2	1010 · Pacific Prem...	0.00	-37,204.44
Deposit	12/12/2021	Sani Rec	1010 · Pacific Prem...	-180.52	-37,384.96
Deposit	12/12/2021	Rate Assistance	1010 · Pacific Prem...	0.00	-37,384.96
Deposit	12/12/2021	Other 1	1010 · Pacific Prem...	0.00	-37,384.96
Deposit	12/12/2021	Other 2	1010 · Pacific Prem...	0.00	-37,384.96
Deposit	12/13/2021	Sani Rec	1010 · Pacific Prem...	-163.10	-37,548.06
Deposit	12/13/2021	Rate Assistance	1010 · Pacific Prem...	0.00	-37,548.06
Deposit	12/13/2021	Other 1	1010 · Pacific Prem...	0.00	-37,548.06
Deposit	12/13/2021	Other 2	1010 · Pacific Prem...	0.00	-37,548.06
Deposit	12/14/2021	Sani Rec	1010 · Pacific Prem...	-2,688.08	-40,236.14
Deposit	12/14/2021	Rate Assistance	1010 · Pacific Prem...	15.36	-40,220.78

**Avila Beach Community Services District
Deposits by Fund
December 2021**

01/12/22

Type	Date	Memo	Split	Amount	Balance
Deposit	12/14/2021	Other 1	1010 · Pacific Prem...	1,395.88	-38,824.90
Deposit	12/14/2021	Other 2	1010 · Pacific Prem...	-100.50	-38,925.40
Deposit	12/15/2021	Sani Rec	1010 · Pacific Prem...	-3,729.38	-42,654.78
Deposit	12/15/2021	Rate Assistance	1010 · Pacific Prem...	39.10	-42,615.68
Deposit	12/15/2021	Other 1	1010 · Pacific Prem...	0.00	-42,615.68
Deposit	12/15/2021	Other 2	1010 · Pacific Prem...	0.00	-42,615.68
Deposit	12/16/2021	Sani Rec	1010 · Pacific Prem...	-1,148.81	-43,764.49
Deposit	12/16/2021	Rate Assistance	1010 · Pacific Prem...	29.14	-43,735.35
Deposit	12/16/2021	Other 1	1010 · Pacific Prem...	0.00	-43,735.35
Deposit	12/16/2021	Other 2	1010 · Pacific Prem...	-657.93	-44,393.28
Deposit	12/16/2021	Alapay Cellars overpmt ck # 18929	1010 · Pacific Prem...	-41.38	-44,434.66
Deposit	12/17/2021	Sani Rec	1010 · Pacific Prem...	-49.88	-44,484.54
Deposit	12/17/2021	Rate Assistance	1010 · Pacific Prem...	0.00	-44,484.54
Deposit	12/17/2021	Other 1	1010 · Pacific Prem...	0.00	-44,484.54
Deposit	12/17/2021	Other 2	1010 · Pacific Prem...	-8.84	-44,493.38
Deposit	12/18/2021	Sani Rec	1010 · Pacific Prem...	-12,727.64	-57,221.02
Deposit	12/18/2021	Rate Assistance	1010 · Pacific Prem...	74.82	-57,146.20
Deposit	12/18/2021	Other 1	1010 · Pacific Prem...	372.22	-56,773.98
Deposit	12/18/2021	Other 2	1010 · Pacific Prem...	0.00	-56,773.98
Deposit	12/20/2021	Community Park Restrooms 10/29 - 11/29/21	1010 · Pacific Prem...	-370.52	-57,144.50
Deposit	12/21/2021	Sani Rec	1010 · Pacific Prem...	-4,869.82	-62,014.32
Deposit	12/21/2021	Rate Assistance	1010 · Pacific Prem...	37.21	-61,977.11
Deposit	12/21/2021	Other 1	1010 · Pacific Prem...	0.00	-61,977.11
Deposit	12/21/2021	Other 2	1010 · Pacific Prem...	-569.43	-62,546.54
Deposit	12/21/2021	Booked separately 12/20/21 Community Park Restroom 10/29 ...	1010 · Pacific Prem...	370.52	-62,176.02
Deposit	12/22/2021	Sani Rec	1010 · Pacific Prem...	-159.96	-62,335.98
Deposit	12/22/2021	Rate Assistance	1010 · Pacific Prem...	23.59	-62,312.39
Deposit	12/22/2021	Other 1	1010 · Pacific Prem...	0.00	-62,312.39
Deposit	12/22/2021	Other 2	1010 · Pacific Prem...	0.00	-62,312.39
Deposit	12/23/2021	F:0895 A:0760 - CURR SECURED TAX	1010 · Pacific Prem...	-20,661.86	-82,974.25
Deposit	12/23/2021	Sani Rec	1010 · Pacific Prem...	-1,122.09	-84,096.34
Deposit	12/23/2021	Rate Assistance	1010 · Pacific Prem...	0.00	-84,096.34
Deposit	12/23/2021	Other 1	1010 · Pacific Prem...	0.00	-84,096.34
Deposit	12/23/2021	Other 2	1010 · Pacific Prem...	-57.38	-84,153.72
Deposit	12/26/2021	Sani Rec	1010 · Pacific Prem...	0.00	-84,153.72
Deposit	12/26/2021	Rate Assistance	1010 · Pacific Prem...	0.00	-84,153.72

Avila Beach Community Services District
Deposits by Fund
December 2021

01/12/22

Type	Date	Memo	Split	Amount	Balance
Deposit	12/26/2021	Other 1	1010 · Pacific Prem...	0.00	-84,153.72
Deposit	12/26/2021	Other 2	1010 · Pacific Prem...	0.00	-84,153.72
Deposit	12/27/2021	Sani Rec	1010 · Pacific Prem...	-36.42	-84,190.14
Deposit	12/27/2021	Rate Assistance	1010 · Pacific Prem...	7.28	-84,182.86
Deposit	12/27/2021	Other 1	1010 · Pacific Prem...	0.00	-84,182.86
Deposit	12/27/2021	Other 2	1010 · Pacific Prem...	0.00	-84,182.86
Deposit	12/28/2021	PG&E WWTP Refund intall power upgrade	1010 · Pacific Prem...	-52.31	-84,235.17
Deposit	12/28/2021	Sani Rec	1010 · Pacific Prem...	-707.53	-84,942.70
Deposit	12/28/2021	Rate Assistance	1010 · Pacific Prem...	65.54	-84,877.16
Deposit	12/28/2021	Other 1	1010 · Pacific Prem...	0.00	-84,877.16
Deposit	12/28/2021	Other 2	1010 · Pacific Prem...	-68.13	-84,945.29
Deposit	12/29/2021	Sani Rec	1010 · Pacific Prem...	-2,730.85	-87,676.14
Deposit	12/29/2021	Rate Assistance	1010 · Pacific Prem...	4.59	-87,671.55
Deposit	12/29/2021	Other 1	1010 · Pacific Prem...	0.00	-87,671.55
Deposit	12/29/2021	Other 2	1010 · Pacific Prem...	868.05	-86,803.50
Deposit	12/30/2021	TCF FY 22 DEC MID - Waste	1010 · Pacific Prem...	-97,125.26	-183,928.76
Deposit	12/30/2021	Sani Rec	1010 · Pacific Prem...	-449.51	-184,378.27
Deposit	12/30/2021	Rate Assistance	1010 · Pacific Prem...	9.98	-184,368.29
Deposit	12/30/2021	Other 1	1010 · Pacific Prem...	0.00	-184,368.29
Deposit	12/30/2021	Other 2	1010 · Pacific Prem...	72.44	-184,295.85
Deposit	12/31/2021	Sani Rec	1010 · Pacific Prem...	-696.36	-184,992.21
Deposit	12/31/2021	Rate Assistance	1010 · Pacific Prem...	0.00	-184,992.21
Deposit	12/31/2021	Other 1	1010 · Pacific Prem...	0.00	-184,992.21
Deposit	12/31/2021	Other 2	1010 · Pacific Prem...	110.08	-184,882.13
Total Sanitary				-184,882.13	-184,882.13
Solid Waste					
Deposit	12/28/2021	Waste Connections Franchise Fee SW	1010 · Pacific Prem...	-2,344.28	-2,344.28
Total Solid Waste				-2,344.28	-2,344.28

**Avila Beach Community Services District
Deposits by Fund
December 2021**

01/12/22

Type	Date	Memo	Split	Amount	Balance
Water					
Deposit	12/01/2021	Water Rec	1010 · Pacific Prem...	-1,464.15	-1,464.15
Deposit	12/01/2021	Rate Assistance	1010 · Pacific Prem...	41.60	-1,422.55
Deposit	12/01/2021	Other 1	1010 · Pacific Prem...	0.00	-1,422.55
Deposit	12/01/2021	Other 2	1010 · Pacific Prem...	0.00	-1,422.55
Deposit	12/02/2021	Water Rec	1010 · Pacific Prem...	-3,531.06	-4,953.61
Deposit	12/02/2021	Rate Assistance	1010 · Pacific Prem...	0.00	-4,953.61
Deposit	12/02/2021	Other 1	1010 · Pacific Prem...	0.00	-4,953.61
Deposit	12/02/2021	Other 2	1010 · Pacific Prem...	0.00	-4,953.61
Deposit	12/03/2021	Water Rec	1010 · Pacific Prem...	-424.95	-5,378.56
Deposit	12/03/2021	Rate Assistance	1010 · Pacific Prem...	22.40	-5,356.16
Deposit	12/03/2021	Other 1	1010 · Pacific Prem...	0.00	-5,356.16
Deposit	12/03/2021	Other 2	1010 · Pacific Prem...	0.00	-5,356.16
Deposit	12/04/2021	Water Rec	1010 · Pacific Prem...	-283.95	-5,640.11
Deposit	12/04/2021	Rate Assistance	1010 · Pacific Prem...	0.00	-5,640.11
Deposit	12/04/2021	Other 1	1010 · Pacific Prem...	0.00	-5,640.11
Deposit	12/04/2021	Other 2	1010 · Pacific Prem...	0.00	-5,640.11
Deposit	12/05/2021	Water Rec	1010 · Pacific Prem...	-47.88	-5,687.99
Deposit	12/05/2021	Rate Assistance	1010 · Pacific Prem...	0.00	-5,687.99
Deposit	12/05/2021	Other 1	1010 · Pacific Prem...	0.00	-5,687.99
Deposit	12/05/2021	Other 2	1010 · Pacific Prem...	0.00	-5,687.99
Deposit	12/06/2021	Water Rec	1010 · Pacific Prem...	-462.86	-6,150.85
Deposit	12/06/2021	Rate Assistance	1010 · Pacific Prem...	0.00	-6,150.85
Deposit	12/06/2021	Other 1	1010 · Pacific Prem...	0.00	-6,150.85
Deposit	12/06/2021	Other 2	1010 · Pacific Prem...	0.00	-6,150.85
Deposit	12/07/2021	Water Rec	1010 · Pacific Prem...	-924.49	-7,075.34
Deposit	12/07/2021	Rate Assistance	1010 · Pacific Prem...	10.39	-7,064.95
Deposit	12/07/2021	Other 1	1010 · Pacific Prem...	0.00	-7,064.95
Deposit	12/07/2021	Other 2	1010 · Pacific Prem...	0.00	-7,064.95
Deposit	12/08/2021	Water Rec	1010 · Pacific Prem...	-247.02	-7,311.97
Deposit	12/08/2021	Rate Assistance	1010 · Pacific Prem...	12.82	-7,299.15
Deposit	12/08/2021	Other 1	1010 · Pacific Prem...	0.00	-7,299.15
Deposit	12/08/2021	Other 2	1010 · Pacific Prem...	0.00	-7,299.15
Deposit	12/09/2021	TCF FY 22 NOV ME - IMPR # 1 - Gen . 70, Water .25, Lights	1010 · Pacific Prem...	-6,366.49	-13,665.64
Deposit	12/09/2021	Water Rec	1010 · Pacific Prem...	-685.24	-14,350.88
Deposit	12/09/2021	Rate Assistance	1010 · Pacific Prem...	35.22	-14,315.66

**Avila Beach Community Services District
Deposits by Fund
December 2021**

01/12/22

Type	Date	Memo	Split	Amount	Balance
Deposit	12/09/2021	Other 1	1010 · Pacific Prem...	162.94	-14,152.72
Deposit	12/09/2021	Other 2	1010 · Pacific Prem...	0.00	-14,152.72
Deposit	12/10/2021	Water Rec	1010 · Pacific Prem...	-289.40	-14,442.12
Deposit	12/10/2021	Rate Assistance	1010 · Pacific Prem...	12.82	-14,429.30
Deposit	12/10/2021	Other 1	1010 · Pacific Prem...	0.00	-14,429.30
Deposit	12/10/2021	Other 2	1010 · Pacific Prem...	0.00	-14,429.30
Deposit	12/11/2021	Water Rec	1010 · Pacific Prem...	-116.01	-14,545.31
Deposit	12/11/2021	Rate Assistance	1010 · Pacific Prem...	0.00	-14,545.31
Deposit	12/11/2021	Other 1	1010 · Pacific Prem...	0.00	-14,545.31
Deposit	12/11/2021	Other 2	1010 · Pacific Prem...	0.00	-14,545.31
Deposit	12/12/2021	Water Rec	1010 · Pacific Prem...	-174.84	-14,720.15
Deposit	12/12/2021	Rate Assistance	1010 · Pacific Prem...	0.00	-14,720.15
Deposit	12/12/2021	Other 1	1010 · Pacific Prem...	0.00	-14,720.15
Deposit	12/12/2021	Other 2	1010 · Pacific Prem...	0.00	-14,720.15
Deposit	12/13/2021	Water Rec	1010 · Pacific Prem...	-199.38	-14,919.53
Deposit	12/13/2021	Rate Assistance	1010 · Pacific Prem...	0.00	-14,919.53
Deposit	12/13/2021	Other 1	1010 · Pacific Prem...	0.00	-14,919.53
Deposit	12/13/2021	Other 2	1010 · Pacific Prem...	0.00	-14,919.53
Deposit	12/14/2021	Water Rec	1010 · Pacific Prem...	-4,319.05	-19,238.58
Deposit	12/14/2021	Rate Assistance	1010 · Pacific Prem...	13.63	-19,224.95
Deposit	12/14/2021	Other 1	1010 · Pacific Prem...	0.00	-19,224.95
Deposit	12/14/2021	Other 2	1010 · Pacific Prem...	0.00	-19,224.95
Deposit	12/15/2021	Water Rec	1010 · Pacific Prem...	-3,803.83	-23,028.78
Deposit	12/15/2021	Rate Assistance	1010 · Pacific Prem...	56.81	-22,971.97
Deposit	12/15/2021	Other 1	1010 · Pacific Prem...	0.00	-22,971.97
Deposit	12/15/2021	Other 2	1010 · Pacific Prem...	0.00	-22,971.97
Deposit	12/16/2021	Water Rec	1010 · Pacific Prem...	-1,664.13	-24,636.10
Deposit	12/16/2021	Rate Assistance	1010 · Pacific Prem...	44.80	-24,591.30
Deposit	12/16/2021	Other 1	1010 · Pacific Prem...	0.00	-24,591.30
Deposit	12/16/2021	Other 2	1010 · Pacific Prem...	0.00	-24,591.30
Deposit	12/16/2021	Alapay Cellars overpmnt ck # 18929	1010 · Pacific Prem...	-20.00	-24,611.30
Deposit	12/17/2021	Water Rec	1010 · Pacific Prem...	-60.03	-24,671.33
Deposit	12/17/2021	Rate Assistance	1010 · Pacific Prem...	0.00	-24,671.33
Deposit	12/17/2021	Other 1	1010 · Pacific Prem...	0.00	-24,671.33
Deposit	12/17/2021	Other 2	1010 · Pacific Prem...	0.00	-24,671.33
Deposit	12/18/2021	Water Rec	1010 · Pacific Prem...	-13,860.00	-38,531.33

Avila Beach Community Services District
Deposits by Fund
December 2021

01/12/22

Type	Date	Memo	Split	Amount	Balance
Deposit	12/18/2021	Rate Assistance	1010 · Pacific Prem...	85.69	-38,445.64
Deposit	12/18/2021	Other 1	1010 · Pacific Prem...	0.00	-38,445.64
Deposit	12/18/2021	Other 2	1010 · Pacific Prem...	0.00	-38,445.64
Deposit	12/20/2021	San Juan Irrigation 10/29 - 11/29/21	1010 · Pacific Prem...	-2,180.40	-40,626.04
Deposit	12/20/2021	Front Street Irrigation 10/29 - 11/29/21	1010 · Pacific Prem...	-1,200.12	-41,826.16
Deposit	12/20/2021	Community Park Restrooms 10/29 - 11/29/21	1010 · Pacific Prem...	-266.52	-42,092.68
Deposit	12/21/2021	Water Rec	1010 · Pacific Prem...	-9,316.95	-51,409.63
Deposit	12/21/2021	Rate Assistance	1010 · Pacific Prem...	48.75	-51,360.88
Deposit	12/21/2021	Other 1	1010 · Pacific Prem...	0.00	-51,360.88
Deposit	12/21/2021	Other 2	1010 · Pacific Prem...	0.00	-51,360.88
Deposit	12/21/2021	Booked separately 12/20/21 Front St. Irrigation 10/29 - 11/29/21	1010 · Pacific Prem...	1,200.12	-50,160.76
Deposit	12/21/2021	Booked separately 12/20/21 San Juan Park Irrigation 10/29 - 1...	1010 · Pacific Prem...	2,180.40	-47,980.36
Deposit	12/21/2021	Booked separately 12/20/21 Community Park Restroom 10/29 ...	1010 · Pacific Prem...	266.52	-47,713.84
Deposit	12/22/2021	Water Rec	1010 · Pacific Prem...	-392.79	-48,106.63
Deposit	12/22/2021	Rate Assistance	1010 · Pacific Prem...	29.05	-48,077.58
Deposit	12/22/2021	Other 1	1010 · Pacific Prem...	0.00	-48,077.58
Deposit	12/22/2021	Other 2	1010 · Pacific Prem...	0.00	-48,077.58
Deposit	12/23/2021	F:0895 A:0760 - AVILA BEACH IMP # 1 - Gen . 70, Water .25,...	1010 · Pacific Prem...	-573.46	-48,651.04
Deposit	12/23/2021	Water Rec	1010 · Pacific Prem...	-668.33	-49,319.37
Deposit	12/23/2021	Rate Assistance	1010 · Pacific Prem...	0.00	-49,319.37
Deposit	12/23/2021	Other 1	1010 · Pacific Prem...	0.00	-49,319.37
Deposit	12/23/2021	Other 2	1010 · Pacific Prem...	0.00	-49,319.37
Deposit	12/26/2021	Water Rec	1010 · Pacific Prem...	-100.00	-49,419.37
Deposit	12/26/2021	Rate Assistance	1010 · Pacific Prem...	0.00	-49,419.37
Deposit	12/26/2021	Other 1	1010 · Pacific Prem...	0.00	-49,419.37
Deposit	12/26/2021	Other 2	1010 · Pacific Prem...	0.00	-49,419.37
Deposit	12/27/2021	Water Rec	1010 · Pacific Prem...	-113.25	-49,532.62
Deposit	12/27/2021	Rate Assistance	1010 · Pacific Prem...	11.20	-49,521.42
Deposit	12/27/2021	Other 1	1010 · Pacific Prem...	0.00	-49,521.42
Deposit	12/27/2021	Other 2	1010 · Pacific Prem...	0.00	-49,521.42
Deposit	12/28/2021	Water Rec	1010 · Pacific Prem...	-1,341.30	-50,862.72
Deposit	12/28/2021	Rate Assistance	1010 · Pacific Prem...	100.80	-50,761.92
Deposit	12/28/2021	Other 1	1010 · Pacific Prem...	0.00	-50,761.92
Deposit	12/28/2021	Other 2	1010 · Pacific Prem...	0.00	-50,761.92
Deposit	12/29/2021	Water Rec	1010 · Pacific Prem...	-2,549.76	-53,311.68
Deposit	12/29/2021	Rate Assistance	1010 · Pacific Prem...	10.39	-53,301.29

Avila Beach Community Services District
Deposits by Fund
December 2021

01/12/22

Type	Date	Memo	Split	Amount	Balance
Deposit	12/29/2021	Other 1	1010 · Pacific Prem...	0.00	-53,301.29
Deposit	12/29/2021	Other 2	1010 · Pacific Prem...	0.00	-53,301.29
Deposit	12/30/2021	TCF FY 22 DEC MID - IMPR # 1 - Gen . 70, Water .25, Lights ...	1010 · Pacific Prem...	-24,552.50	-77,853.79
Deposit	12/30/2021	Water Rec	1010 · Pacific Prem...	-1,147.66	-79,001.45
Deposit	12/30/2021	Rate Assistance	1010 · Pacific Prem...	12.01	-78,989.44
Deposit	12/30/2021	Other 1	1010 · Pacific Prem...	0.00	-78,989.44
Deposit	12/30/2021	Other 2	1010 · Pacific Prem...	0.00	-78,989.44
Deposit	12/31/2021	Water Rec	1010 · Pacific Prem...	-849.89	-79,839.33
Deposit	12/31/2021	Rate Assistance	1010 · Pacific Prem...	0.00	-79,839.33
Deposit	12/31/2021	Other 1	1010 · Pacific Prem...	0.00	-79,839.33
Deposit	12/31/2021	Other 2	1010 · Pacific Prem...	0.00	-79,839.33
Total Water				-79,839.33	-79,839.33
TOTAL				-363,403.22	-363,403.22

	<u>Dec 21</u>
Ordinary Income/Expense	
Income	
4000 · Income Summary	
4010 · Operating Revenue	63,225.59
4012 · Solid Waste Franchise Fee	2,344.28
4020 · Contract Services-Ambulance	1,110.69
4030 · County Taxes	268,979.68
4600 · Interest Income	12.31
	<hr/>
Total 4000 · Income Summary	335,672.55
	<hr/>
Total Income	335,672.55
	<hr/>
Gross Profit	335,672.55
	<hr/>
Expense	
5100 · Merchant Credit Card Fees	
5110 · Amex	16.20
5120 · Chase Paymentech	120.82
5140 · Invoice Cloud	297.53
	<hr/>
Total 5100 · Merchant Credit Card Fees	434.55
	<hr/>
5200 · Payroll Expenses	
5210 · Gross Wages	
5211 · Regular Pay	2,999.04
5012 · Holiday Pay	408.96
5014 · Sick Pay	0.00
5016 · Vacation Pay	0.00
	<hr/>
Total 5210 · Gross Wages	3,408.00
	<hr/>
5230 · Payroll Taxes	96.59
	<hr/>
5240 · Health & Medical Exp.	
5242 · Health Ins / Other	800.00
	<hr/>
Total 5240 · Health & Medical Exp.	800.00
	<hr/>
5250 · PERS Company Pd Expense	
5256 · PERS Co Pd Kristi	313.66
	<hr/>
Total 5250 · PERS Company Pd Expense	313.66
	<hr/>
5280 · Payroll Administration & Misc.	189.12
	<hr/>
Total 5200 · Payroll Expenses	4,807.37

Avila Beach Community Services District
Profit & Loss
December 2021

	<u>Dec 21</u>
6000 · Administrative Overheads	
6102 · Accounting	480.00
6103 · Accounting Audit	1,115.00
6115 · Bank Service Charges	21.64
6135 · Legal	782.00
6140 · Office Supplies & Postage	
6142 · Postage & Shipping	169.18
6143 · Supplies, Office	17.99
	<hr/>
Total 6140 · Office Supplies & Postage	187.17
6145 · Public Notices	115.02
6150 · Rate Assistance	792.48
6170 · Website	200.00
	<hr/>
Total 6000 · Administrative Overheads	3,693.31
6500 · Operating Expenses	
6503 · Chemicals	6,331.33
6505 · Contract Labor O & M	21,107.90
6506 · Contract Labor GM	3,770.00
6507 · Contract Labor Civil Engineer	3,045.00
6520 · Equipment Repair & Maint.	
6522 · Equip. Rep. & Maint-Avila & HD	384.00
6524 · Equip. Rep. & Maint. Avila Only	40.00
6520 · Equipment Repair & Maint. - Other	82.37
	<hr/>
Total 6520 · Equipment Repair & Maint.	506.37
6535 · Insurance P/L	1,795.37
6540 · Lab Tests	3,603.00
6542 · Maintenance	65.00
6550 · Operating Supplies	98.67
6555 · Permits & Fees	512.00
6565 · Regulatory Compliance	3,683.13
6580 · Solids Handling	3,495.42
6585 · Telephone / Internet	681.60
6590 · Utilities	3,765.96
6500 · Operating Expenses - Other	36.69
	<hr/>
Total 6500 · Operating Expenses	52,497.44

	<u>Dec 21</u>
6800 · Water	
6802 · Lopez	62,834.16
Total 6800 · Water	<u>62,834.16</u>
Total Expense	<u>124,266.83</u>
Net Ordinary Income	211,405.72
Other Income/Expense	
Other Expense	
8200 · Non-Operating Expenses	
8230 · Capital Purchases in Prog Sani	
8245 · WWTP Improvement Project	
8245c · WWTP MBR Purchase	536,250.00
8245d · WWTP Wallace Group Enginee...	80,615.23
8245e · WWTP Construction	112.50
8245 · WWTP Improvement Project - Ot...	874.00
Total 8245 · WWTP Improvement Project	<u>617,851.73</u>
8246 · WW Swr Ln Rplmt San Migl	
8246c · WW Swr Ln Rplmt Sn Migl Pha...	2,900.00
8246d · WW Swr Ln Rplmt Const Costs	77,255.80
8246 · WW Swr Ln Rplmt San Migl - Ot...	1,811.05
Total 8246 · WW Swr Ln Rplmt San Migl	<u>81,966.85</u>
Total 8230 · Capital Purchases in Prog Sani	<u>699,818.58</u>
Total 8200 · Non-Operating Expenses	<u>699,818.58</u>
Total Other Expense	<u>699,818.58</u>
Net Other Income	<u>-699,818.58</u>
Net Income	<u><u>-488,412.86</u></u>



FLUID RESOURCE MANAGEMENT

OPERATIONS . MAINTENANCE . MECHANICAL

2385 Precision Drive
Arroyo Grande, CA 93420

Statement

Date
11/30/21

Phone # 805.597.7100 Fax # 805.597.7171

California Certified Small Business #1120142

To:
Avila Beach Community Services District P.O. Box 309 100 San Luis Street Avila Beach, CA 93424

Amount Due	Amount Enc.
\$21,521.40	

Date	Transaction	Amount	Balance
11/30/21	348F11001 Monthly OPS/Maint- INV #F21381. Orig. Amount \$21,107.90.	21,107.90	21,107.90
10/31/21	348F11001 Monthly OPS/Maint:348FW11001 Water:348AW17001 Add Services water- INV #A21326. Orig. Amount \$218.63.	218.63	21,326.53
10/31/21	348F11001 Monthly OPS/Maint:348FWW11001 Wastewater:348AWW17002 Add Services Wastewater- INV #A21327. Orig. Amount \$82.37.	82.37	21,408.90
11/15/21	348TWW21001 Plant Expansion Coordination- INV #T21332. Orig. Amount \$112.50.	112.50	21,521.40

CURRENT	1-30 DAYS PAST DUE	31-60 DAYS PAST DUE	61-90 DAYS PAST DUE	OVER 90 DAYS PAST DUE	Amount Due
21,521.40	0.00	0.00	0.00	0.00	\$21,521.40



FLUID RESOURCE MANAGEMENT

OPERATIONS . MAINTENANCE . MECHANICAL

2385 Precision Drive

Arroyo Grande, CA 93420

Statement

Date

12/31/21

Phone # 805.597.7100 Fax # 805.597.7171

California Certified Small Business #1120142

To:

Avila Beach Community Services District
 P.O. Box 309
 100 San Luis Street
 Avila Beach, CA 93424

Amount Due	Amount Enc.
\$23,052.20	

Date	Transaction	Amount	Balance												
12/31/21	348F11001 Monthly OPS/Maint- INV #F21484. Orig. Amount \$21,107.90.	21,107.90	21,107.90												
12/28/21	348F11001 Monthly OPS/Maint:348FW11001 Water:348AW17001 Add Services water- INV #A21417. Orig. Amount \$200.11.	200.11	21,308.01												
12/28/21	348TWW21001 Plant Expansion Coordination- INV #T21410. Orig. Amount \$187.50.	187.50	21,495.51												
11/30/21	W21122 Reset Modem- INV #W21122. Orig. Amount \$373.16.	373.16	21,868.67												
12/13/21	W21284 No Power and Communication Failur- INV #W21284. Orig. Amount \$724.53.	724.53	22,593.20												
12/28/21	W21344 Alarm Callout- INV #W21344. Orig. Amount \$459.00.	459.00	23,052.20												
<table border="1"> <thead> <tr> <th>CURRENT</th> <th>1-30 DAYS PAST DUE</th> <th>31-60 DAYS PAST DUE</th> <th>61-90 DAYS PAST DUE</th> <th>OVER 90 DAYS PAST DUE</th> <th>Amount Due</th> </tr> </thead> <tbody> <tr> <td>22,679.04</td> <td>373.16</td> <td>0.00</td> <td>0.00</td> <td>0.00</td> <td>\$23,052.20</td> </tr> </tbody> </table>		CURRENT	1-30 DAYS PAST DUE	31-60 DAYS PAST DUE	61-90 DAYS PAST DUE	OVER 90 DAYS PAST DUE	Amount Due	22,679.04	373.16	0.00	0.00	0.00	\$23,052.20		
CURRENT	1-30 DAYS PAST DUE	31-60 DAYS PAST DUE	61-90 DAYS PAST DUE	OVER 90 DAYS PAST DUE	Amount Due										
22,679.04	373.16	0.00	0.00	0.00	\$23,052.20										

AVILA BEACH
COMMUNITY SERVICES DISTRICT

Post Office Box 309, Avila Beach, CA. 93424

MEMORANDUM

TO: Board of Directors

FROM: Brad Hagemann, General Manager 

DATE: January 18, 2022

SUBJECT: General Manager/District Engineer Report

Zone 3 Technical Advisory Committee

The Zone 3 Technical Advisory Committee most recently met on Wednesday January 12, 2022. The agenda packet for the January 12th meeting is included with this staff report. As of this writing the Lake elevation is 468.80 feet, storage is 14,939 AF, capacity is 30%, and rainfall to date is 11.6 inches. The significant rainfall we received in December increased the lake storage by approximately 1,000 AF. This is a great start for December, but we will need above average rainfall for the remainder of the rainy season in order to get the lake level about 20,000 AF and move us out of the Low Reservoir Response Plan. As noted in the January 12th meeting packet, the County did cloud seed the December storms. At this time, we do not have any data compiled that estimates the increase in precipitation from the storms due to the cloud seeding.

Below is a link to an article by KCRW regarding our local cloud seeding program. I think you will find the article interesting and informative.

<https://www.kcrw.com/news/shows/greater-la/rain-truck-drivers-art/cloud-seeding-storms>

Force Main Relocation Project

I am happy to report that we are nearing completion of the Force Main Relocation Project. You will recall that instead of enlarging the gravity sewage collection main in San Miguel Street between Avila Beach Drive and First Street at an estimated cost of \$500,000 - \$600,000, we re-routed the sewage force from the First Street Lift Station through the Harbor District Parking Lot and tied into the sewer force main in Avila Beach Drive, approximately 200 feet "upstream" of the WWTP. By re-routing the First Street force main, we will take a significant amount of flow out of the San Miguel Street gravity sewer main and eliminate the immediate need to re-build the sewer main. The cost of the project to re-route the force main and replace the valves and check-valves at the lift station was approximately \$175,000.

Form 700 Annual Statements

We received a notice from the County that the Director's Annual Statement of Economic Interests (Form 700) filing deadline will begin Monday January 17th and end on Friday April 1. Staff is available to assist you with questions or the process to file the Form 700 on-line.

**ZONE 3
TECHNICAL ADVISORY COMMITTEE
Wednesday January 12, 2022
9:00 - 11:00 am**

Agenda

Phone line: +1 (646) 749-3122

Access Code: 617-462-197

OR

Webinar: <https://global.gotomeeting.com/join/617462197>

1. Announcements	All
2. General Operations and Water Report <ul style="list-style-type: none">• Summary Notes – December• Monthly Operations Report – December• Lopez Storage Projections – December	David
3. Current Reservoir Conditions	Kyle
4. Cloud Seeding Monthly Report	David
5. Capitol Projects Update	David
6. Zone 3 Contract Changes Update	Verbal Update (David)
7. Future Agenda items? <ul style="list-style-type: none">• Project Updates• HCP/Instream Studies• Zone 3 Boundary Change	All

Attachments:

- A. Summary Notes - December
- B. Lopez Monthly Operations Report – December
- C. Lopez Storage Projections Chart – December
- D. Cloud Seeding Monthly Report
- E. Capitol Projects Update

Next Meeting Date: February 9, 2022

ZONE 3

TECHNICAL ADVISORY COMMITTEE

WEDNESDAY December 8, 2020 (9:00-11:00 AM)

Via Goto Meeting due to COVID-19 Protocol

SUMMARY NOTES – DRAFT

Attendees via GoTo Meeting: Shane Taylor (Arroyo Grande), Greg Ray (Grover Beach), Ben Fine (Pismo Beach) Brad Hagemann (ABCSD), Dan Migliazzo (San Miguelito), Jim Garing, John Wallace, Vard Ikeda, Dan Heimel, David Spiegel (PW Dept), Kyle James (PW Dept), Jill Ogren (PW Dept), Jenny Williamson (PW Dept).

1. Announcements –

- David Spiegel reviewed the National Weather Service forecast sent on December 7th. Cooler, wet pattern with potential for significant rain is expected for next week. As of December 1st, ground sites are setup and ready to seed any potential storms forecasted in the coming weeks per the cloudseeding consultant.
- Shane Taylor announced a GSP public workshop scheduled for the upcoming chapters on December 15th via Zoom. Link an schedule for the workshop can be found on City of Arroyo Grande's website and on the County website.

2. General Operations and Water Supply Report –

- No comments on November Summary notes.
- David Spiegel reviewed the Monthly Operations Report.
- David Spiegel reviewed the Lopez Storage Projections Chart and discussed some comments made from the Advisory Committee concerning clearer details on the storage projections chart.

3. Current Reservoir Conditions –

- Jenny Williamson reported the Lake Elev. = 466.48 ft, Storage = 14,062 AF @ 28% Capacity. Downstream releases are at 2.97 MGD (instantaneous reading); WTP at 2.44 MGD; SWP at 1.97 MGD. Rainfall to date 2.99 inches.

4. Surplus Water

- David Spiegel reviewed what the LRRP means for surplus water. City Council was consulted to look at the resolution and they determined that it looked like the surplus water generated from last year was carried over into this water year and agencies do have the rights to that surplus for use. Any water that is generated now under the LRRP going into next year, agencies will not be able to use until the County exits out of the LRRP.

5. CIP Project Update –

- David Spiegel discussed the Zone 3 CIP Projects.
- Tesla is onsite at the Lopez Water Treatment Plant making final connections this week.
- Spillway Assessment and Investigation – Selection committee unanimously selected GEI Consultants, Inc. to complete the spillway physical investigation and Improvements Project. January 11, 2022 is the target date to present the award before the Board of Supervisors. DSOD provided comments on underdrain system memo. Further investigation of the underdrain system is included in Task 1 of the Spillway Physical Investigation and Improvements Project scope of work.
- Fault Zone Risk Assessment for Dam Left Abutment – Draft report is expected next week.
- Cathodic Protection Repair Project – JDH Corrosion Consultants, Inc. plans to provide 60% drawings and the basis of design document by the end of the year. Basis of the design document will provide cost estimates, which will allow us to determine if the current budget is

sufficient.

- Equipment Storage Building – Building a 3-sided carport as an easy and cheaper solution.
- CO2 Injection System – Negotiating Bulk CO2 contract. Allocated additional budget, moving forward with sole source for vendor.

6. Zone 3 Contract Changes Update –

- Dan Heimel and Jill Ogren discussed the status of the contract changes. Final tech memo was sent to TAC members. Meeting scheduled for December 10th to help Environmental with a rewrite of their initial study regarding the background and modeling results. Expected completion by the end of December.
- Tentative January meeting will be scheduled to review contract changes.
- Inquiry was made regarding the discrepancy reporting of climate change between released media articles and what is noted in the contract changes document. The climate change issue discussed is concerning the two weather extremes in a 50-year period – extremely dry vs extremely wet. Advisory Committee will be presented with an update after public comment and tech memo to discuss the Western Hydrologics climate change findings due to some confusion over impacts. Agenda item will be added to the January 20th Advisory Committee meeting for discussion.
- Contract Changes are estimated to be presented to the Board of Supervisors by Summer 2022.

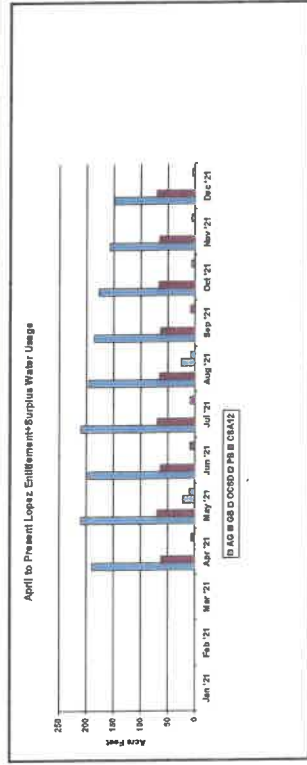
7. Future Agenda Items –

- Project Updates
- HCP/Instream Studies
- Stored State Water in Lopez – Evaporation
- Zone 3 Boundary Change

Next Meeting January 12, 2021

San Luis Obispo County Flood Control and Water District Zone 3 - Lopez Project - Monthly Operations Report December, 2021

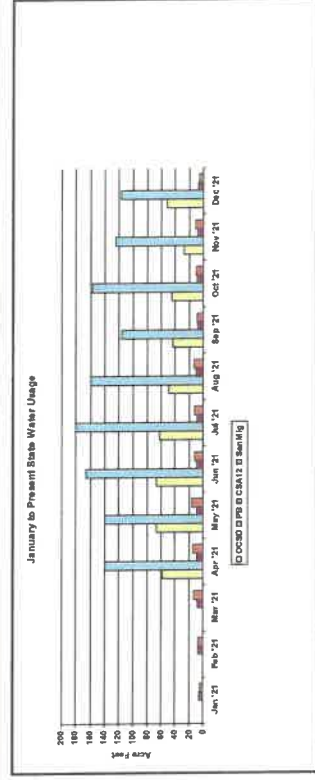
Contractor	Lopez Water Deliveries										State Water Deliveries														
	This Month					April to Present					This Month					January to Present									
	Entl.	Surplus Water Declared	Surplus Requested	Total Available Water	Entitlement	Usage	%	Surplus	Usage	%	Entitlement	Usage	%	Surplus	Usage	%	Annual Request	Usage	% of Annual Request	SWP Deliveries	Change in Storage	Usage	% of Annual Request	SWP Deliveries	Total Water Deliveries This Month
Arroyo Grande	2061	807.00	807.00	2868	148.51	7.2%	0.00	0.0%	0.00	0.0%	1670.81	81.1%	0.00	0.0%	1670.81	58.3%	640	51.59	8.1%			469.90	73.4%		148.51
Oceano CSD	272.7	107.00	107.00	380	0.00	0.0%	0.00	0.0%	0.00	0.0%	0.00	0.0%	0.00	0.0%	0.00	0.0%	1260	117.05	9.3%			1301.78	103.3%		71.02
Grover Beach	720	282.00	282.00	1002	71.02	9.9%	0.00	0.0%	0.00	0.0%	599.04	83.2%	0.00	0.0%	599.04	59.8%	96	6.61	6.9%			93.44	97.3%		117.05
Pismo Beach	802.8	314.00	314.00	1117	3.98	1.8%	0.00	0.0%	0.00	0.0%	46.13	5.7%	0.00	0.0%	46.13	4.1%	120	5.14	4.3%			127.21	106.0%		10.59
CSA 12	220.5	86.00	86.00	307	223.51	5.5%	0.00	0.0%	0.00	0.0%	59.91	27.2%	0.00	0.0%	59.91	19.5%	2116	180.39	8.5%	157	-23.39	1992.33	94.2%	1713.00	403.90
San Miguelito	4077	1596.00	1596.00	5673	2375.89	58.3%	0.00	0.0%	0.00	0.0%	2375.89	41.9%	0.00	0.0%	2375.89	41.9%	Last Month Stored State Water	1010.22				This Month Stored State Water	986.83		403.90



Note: Deliveries are in acre feet. One acre foot = 325, 850 gallons or 43, 560 cubic feet. Safe yield is 8,730 acre feet.

Lopez Dam Operations	This Month	Year to Date
Lake Elevation (full at 522.37 feet)	468.71	
Storage (full at 49200 acre feet)	14905	
Rainfall	8.02	11.01
Downstream Release (4200 acre feet/year)	284.79	2517.78
Spillage (acre feet)	0	0.00

Difference (feet)	% Full
-53.66	30.3%



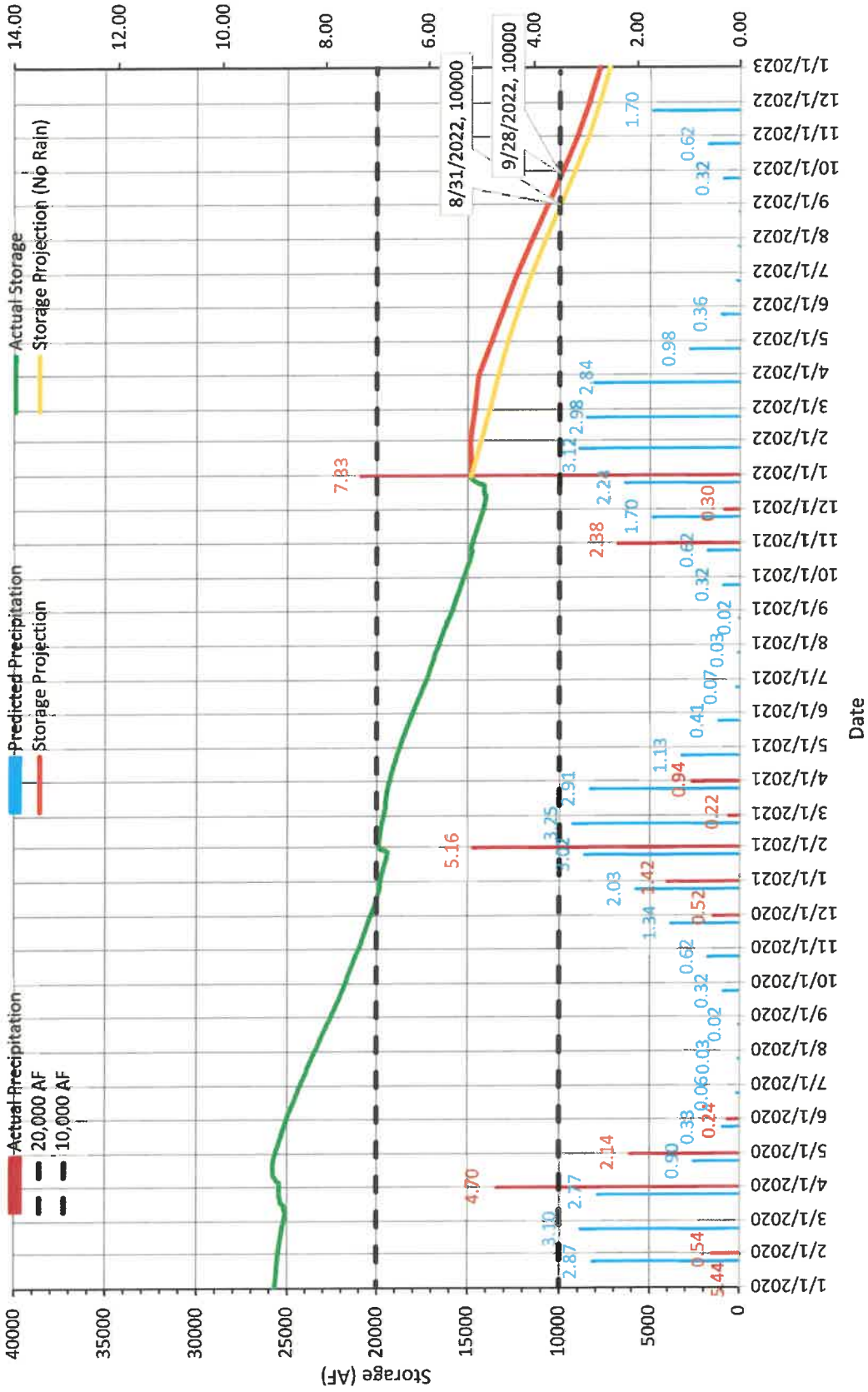
"Year to Date" is January to present for State water, April to present for Lopez deliveries, and July to present for rainfall.

Comments:

- 1) Oceano supplied water to Canyon Crest via Arroyo Grande's Edna turn out. A total of 1.33 AF delivered to Canyon Crest was added to Oceano's water usage this month and 1.33 AF was subtracted from Arroyo Grande's usage this month.
- 2) On May 12, 2021 Pismo requested to take all SW for April 2021. On May 18th, PB's SW Delivery Request was changed to 1260 AF.
- 3) Lopez Water Deliveries are now operated under the Low Reservoir Response Plan (LRRP). In August 2021 TAC requested a 10% entitlement reduction (retroactive to April 2021) in anticipation of reaching the 15,000 AF trigger of the LRRP. Entitlements shown represent a 10% reduction.

Surplus water shown is actually "Carry Over" water as designated in the LRRP.

LOPEZ RESERVOIR STORAGE PROJECTION



1. Storage projection is based on predicted rainfall from longrangeweather.com, inflow based on predicted rainfall, 20-21 downstream release requests, and municipal usage.
2. Municipal Usage is based on Jan 2010- Dec 2020 average monthly deliveries.
3. Predicted inflow is based off of historical precipitation and storage data. Antecedent moisture conditions are factored into the model. The first rainstorms after months without rain will cause less inflow than rainstorms during the rainy season. If the average daily rainfall for the previous three months is below 1 inch the model will multiply the predicted inflow by 0.1, if the average is above 1 inch the inflow is multiplied by 1.25.



January 6, 2022

David Spiegel
San Luis Obispo County, Department of Public Works
1055 Monterey Street
San Luis Obispo, CA 93408

Dear David:

This report covers some preliminary information as well as seeding operations for the San Luis Obispo County cloud seeding program during December 2021. The program became operational on December 1, 2021 for the Lopez Lake target area. Three Automated High Output Ground Seeding (AHOGS) sites are available to seed this area depending on weather conditions and winds, including Arroyo Grande, Berros Peak and Mt. Lospe. (Figure 1). There were five seeded storm events in December, summarized in Table 1. Both Arroyo Grande and Berros Peak were used extensively in these events although the Berros Peak hours were applied to the Twitchell target area further south, in these particular events. Mt. Lospe was used less frequently and its operations were generally for this other target area as well. All operations at the Arroyo Grande site were for the Lopez Lake target area.



ZONE 3 Lopez Project

San Luis Obispo County Flood Control and Water Conservation District

TO: Zone 3 Technical Advisory Committee

FROM: David Spiegel, PE

DATE: January 12, 2021

SUBJECT: Zone 3 Projects Update

Project Updates:

- Tesla Battery Storage
 - Making final connections this week
 - Budget – Free

- Spillway Assessment and Investigation
 - Contract awarded to GEI at BOS 1/11/2022
 - Task 1 Budget ~ \$200,000
 - Remainder of project ~ minimum of \$300,000

- Geotechnical Testing & Seismic Alternatives Study of Terminal Reservoir Dam
 - Negotiating Task 1 items
 - Budget ~\$500,000

- Fault Zone Risk Assessment for Dam Left Abutment
 - DRAFT report received on 12/16/21 and returned to the Consultant on 12/20/21 with comments/
 - Revised report received on 1/7/21. Utilities will review the revised report on 1/14/21.
 - Budget ~\$40,000

- Lopez WTP Safety Upgrades (No Change)
 - Staff are looking into additional consultants to do a lifeline system within the membrane building.
 - Multiple consultants have reviewed the project, but none have quoted the project.
 - Budget ~\$53,000

- Cathodic Protection Repair Project
 - JDH Corrosion Consultants, Inc. provided a partial 60% drawing set on 12/23/2021.
 - JDH Corrosion Consultants, Inc.'s subconsultant, Wallace Group, is surveying the test station sites over the next two weeks. The survey data will be added to the drawings when available.
 - The basis of design document is outstanding. Utilities is working with JDH Corrosion Consultants, Inc. to finalize the basis of design document.



ZONE 3 Lopez Project

San Luis Obispo County Flood Control and Water Conservation District

- Budget ~\$449,933

- Equipment Storage Building
 - Scoping and getting bids for carports
 - Budget ~\$90,000

- CO2 Injection System
 - Negotiating Bulk CO2 contract
 - Allocated additional budget, moving forward with sole source for vendor
 - Budget ~\$256,000, needed \$371,400

Unbudgeted O&M Projects

- Sludge Bed Curtain Wall Rehabilitation (No Change)
 - One sludge bed has developed a leak through the adjacent hillside that leads down to the terminal reservoir's spillway. This bed had an existing underground curtain wall poured in the 90's to fix this issue.
 - Quotes are being received to pressure grout in front of the underground curtain wall to re-seal any cracks that have developed over the last 30 years.
 - ~\$50,000 per initial quote

Upcoming Projects for 21/22:

- EQ Pump Upgrade

Completed Projects

- Leak at Main Dam outlet works building
- Replacement of Hach Turbidimeter
- Repairs to Terminal Dam Spillway
- Lopez Terminal Dam Monument Survey
- Domestic Tank Repairs
- Lopez Water Treatment Plant Rack 1 Membrane Replacement



Kristi Dibbern <avilacsd@gmail.com>

FORM 700 (SEI) 2021 Annual Statement Email Blast

1 message

AD_Form700 <ad_form700@co.slo.ca.us>

Wed, Jan 12, 2022 at 8:55 AM

Happy New Year Form 700 Coordinators!

This is just a heads up that weekly e-mail blasts for the 2021 Annual Statement filing deadline will begin **Monday, January 17, 2022, and end Friday, April 1, 2022**. The e-mail blast will be a reminder to filers who have not filed their annual statement. Filers will continue to receive the reminder every week (on Mondays) until they file the statement, or April 1 (whichever comes first). Once they have filed, they will no longer receive the weekly reminder.

The deadline for this year is Friday, April 1, 2022. This filing covers the period from January 1, 2021, through December 31, 2021.

I have attached an example of what the e-mail will entail. Please take a moment to review so that you are prepared for any questions that may arise from filers in your department or agency once they receive them.

- **IMPORTANT: Please encourage your filers to file electronically! This helps ensure accuracy and eliminates the need for amendments. If a paper filing is submitted directly to you, if possible, please review the statement for completeness before mailing it to the Administrative Office in order to avoid rejected statements.**
- **All paper filings should be mailed to the address below with an original signature on or before April 1, 2022. Scanned copies are not acceptable.**

County Administrative Office

Attn: Clerk of the Board

1055 Monterey St., Ste. D430

San Luis Obispo, CA 93408

- **The updated 2021/22 Form 700 Statement is attached to this email for convenience if you have filers who file by paper.**

If you have filers who need to be entered into NetFile, please provide the information below to our office via e-mail:

New/Promoted Employees, provide the following:
Employee Name:
Position Title:
Department/Agency:
Start Date:
Work E-Mail:
Work Phone number:
Work Address (include street, city, state, & zip):

If you have any questions, comments, or concerns, please feel free to reach out by sending an e-mail to: ad_form700@co.slo.ca.us, and we will get back to you within 48 hours.

Lastly, thank you to those who have continuously reached out with updates throughout the year, I appreciate your assistance with keeping our records up to date!

Have a nice week!

T'Ana Christiansen, Deputy Clerk

Sincerely,

Clerk of the Board Team

Administrative Office, [County of San Luis Obispo](#)

[1055 Monterey St., Ste. D430](#) | San Luis Obispo, CA 93408

Tel: (805) 781-5011 | Fax: (805) 781-5023

2 attachments



Form 700 2021.2022.pdf

1975K



Annual Filing 2022 Sample Instruction Sheet.docx

660K



December 7, 2021

Avila Beach Community Services District
100 San Luis Street
Avila Beach, CA 93424

**SUBJECT: NOVEMBER 2021 MONTHLY FACILITY REPORT FOR THE AVILA BEACH COMMUNITY SERVICES DISTRICT
WASTEWATER TREATMENT PLANT, WATER SYSTEM, AND COLLECTION SYSTEM**

WASTEWATER TREATMENT PLANT

Areas within the wastewater plant that are known to accumulate solids continue to be manually cleaned on a regular basis. The Chlorine Contact Chamber floor is vacuumed out on a weekly basis. These solids, if left to decompose, can have a negative effect on the effluent quality leaving the facility.

WATER SYSTEM

The small water storage tank continues to be used as standby, with FRM staff monitoring the water quality in the tank and flushing as needed. FRM Staff continues to monitor the chlorine residuals and provide additional chlorine as needed. Staff has been performing distribution flushing on an as-needed basis.

COMPLIANCE RECORD AND PLANT PERFORMANCE

Staff compiled the data to complete the monthly Self-Monitoring Report and Discharge Monitoring Report in California Integrated Water Quality System (CIWQS). Once approved, the reports are uploaded into CIWQS and certified by ABCSD Staff.

Plant Design for Influent BOD is 270 mg/L. The permit limit for Effluent TSS and BOD is a Monthly Average of 40 mg/L with a Daily Maximum of 90 mg/L.

Sincerely,

FLUID RESOURCE MANAGEMENT

ATTACHMENTS

- Self-Monitoring Report
- ABCSD Average Daily WWTP Effluent Flow (2019-2021)
- ABCSD Monthly Total WWTP Effluent Flow (2019-2021)
- Port San Luis Monthly Total Flow (2019-2021)
- Monthly Average Influent BOD (2019-2021)
- Monthly Average Effluent BOD (2019-2021)
- Monthly Water Purchased from Lopez (2019-2021)
- ABCSD Monthly Water Sold (2019-2021)



Avila Beach CSD Wastewater Treatment Facility

Monthly report due last day of following month
Annual report due January 30

Month: **NOVEMBER 2021**

Date	Daily Flow (MGD)			Effluent Monitoring		
	Total	Max (gpm)	Avg (gpm)	Biweekly Total Coliform	Biweekly Fecal Coliform	Daily Chlorine Residual
1	0.035073	74	24			<0.02
2	0.036949	82	26	8	2	<0.02
3	0.038444	61	27			<0.02
4	0.040857	72	29	8	<2	<0.02
5	0.047488	85	33			<0.02
6	0.054220	79	38			<0.02
7	0.051190	81	36			<0.02
8	0.042449	76	30			<0.02
9	0.043380	72	30	<2	<2	<0.02
10	0.040950	75	29			<0.02
11	0.046904	80	33	2	<2	<0.02
12	0.050784	84	35			<0.02
13	0.054180	79	38			<0.02
14	0.053490	84	37			<0.02
15	0.035140	71	25			<0.02
16	0.035092	63	25	<2	<2	<0.02
17	0.032701	70	23			<0.02
18	0.030741	69	21	2	<2	<0.02
19	0.037496	65	26			<0.02
20	0.047700	74	33			<0.02
21	0.056817	73	40			<0.02
22	0.049550	82	34			<0.02
23	0.043721	74	31	<2	<2	<0.02
24	0.047000	78	34	<2	<2	<0.02
25	0.046399	89	32			<0.02
26	0.060543	85	42			<0.02
27	0.060349	84	42			<0.02
28	0.049187	86	34			<0.02
29	0.037118	64	26			<0.02
30	0.033678	64	24	<2	<2	<0.02
31						
Min	0.030741	61	21	<2	<2	<0.02
Mean	0.044653	76	31	2.22	<2	<0.02
Max	0.060543	89	42	8	2	<0.02
Total	1.339590	Effluent daily (dry weather) flow NTE 0.2 MGD (mean).				

Effluent and Influent Monitoring

Date	Biweekly Effluent BOD (24 HC)	Biweekly Effluent TSS (24 HC)	Biweekly Influent BOD (24 HC)	Biweekly Influent TSS (24 HC)	Monthly Effluent Oil & Grease (Grab)
11/4/21	21	12	406	372	
11/7/21	38	22	450	482	
11/11/21	26	15	404	174	
11/14/21	29	19	417	384	
11/18/21	28	9	277	224	2.3 DNQ
11/21/21	32	21	464	218	
11/24/21	52	17	714	208	
11/28/21	43	30	371	226	
Min	21	9	277	174	2.3 DNQ
Mean	34	18	438	286	2.3 DNQ
Max	52	30	714	482	2.3 DNQ
BOD Removal: 92.3%			TSS Removal: 93.7%		

Effluent Monitoring

Date	Weekly Set. Solids (Grab)	Weekly Turbidity (Grab)	Weekly pH (Grab)	Weekly Temp °F (Grab)
11/4/21	<0.1	9.1	6.5	70
11/11/21	<0.1	16.4	6.6	69
11/18/21	<0.1	9.26	6.7	67
11/24/21	<0.1	26.5	6.6	67
Min	<0.1	9.1	6.5	67
Mean	<0.1	15.3	6.6	68
Max	<0.1	26.5	6.7	70

Effluent Limits

Parameter	Units	Monthly Avg	Weekly Avg	Daily Max
BOD	mg/L	40	60	90
Suspended Solids	mg/L	40	60	90
Oil and Grease	mg/L	25	40	75
Turbidity	NTU	75	100	225
Total Coliform	MPN/100 mL	7 Sample Median: 23		
		More than once in 30 days: 240		
		Daily Maximum: 2,400		
Chlorine Residual	mg/L	6 Month Median: 0.3		1.2
pH	pH units	Between 6.0 - 9.0		
Settleable Solids	mL/L	1.0	1.5	3.0
BOD/TSS Removal	%	≥ 75%	***	***

I certify under penalty of perjury that the foregoing is true and accurate and that the sampling procedure and analysis used are as specified in the Waste Discharge Order for this facility.

Influent Brine Received

Date	Volume (Gallons)
	N/A

Sludge Removal

Date	Gallons
11/23/21	4,800

SIGNATURE: 

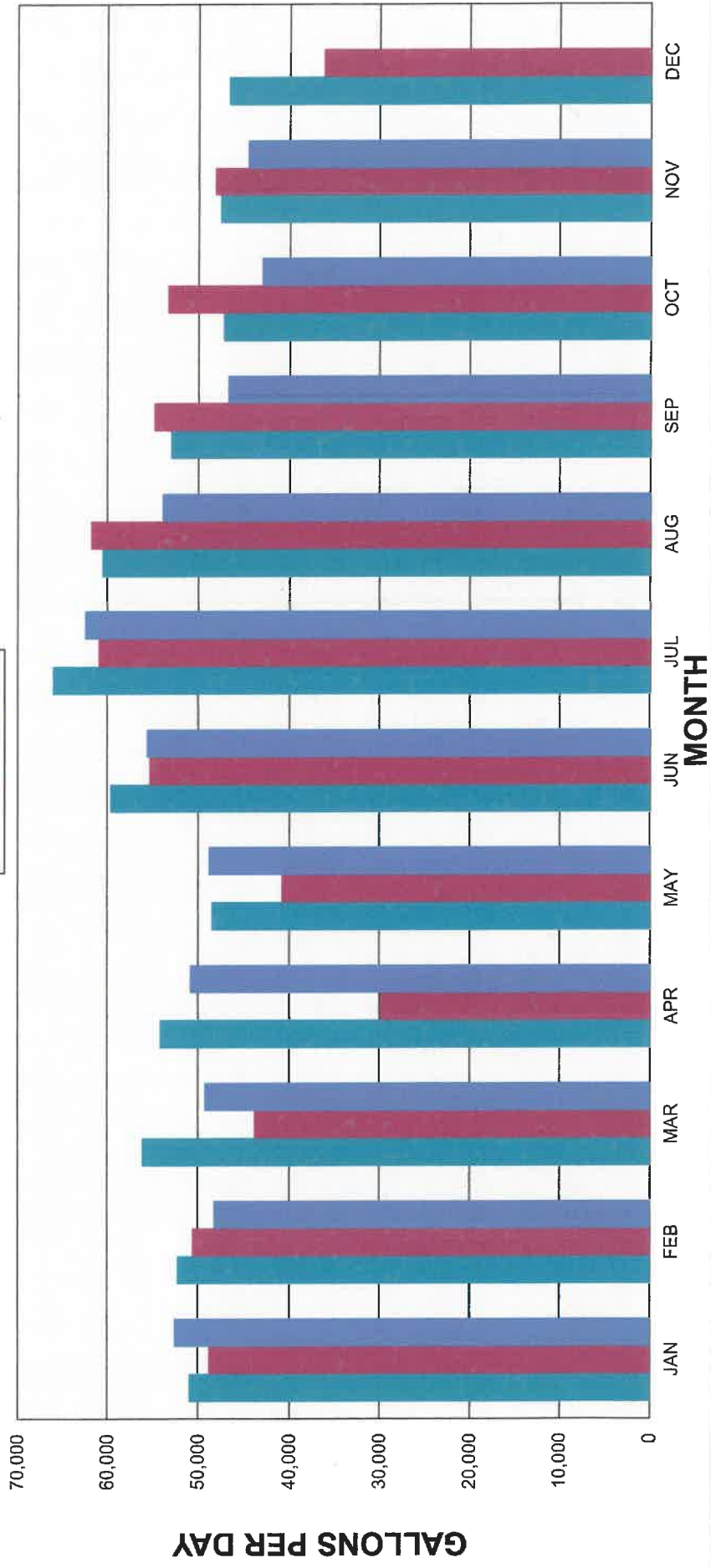
PRINTED NAME: Mike White

DATE: 12/10/2021

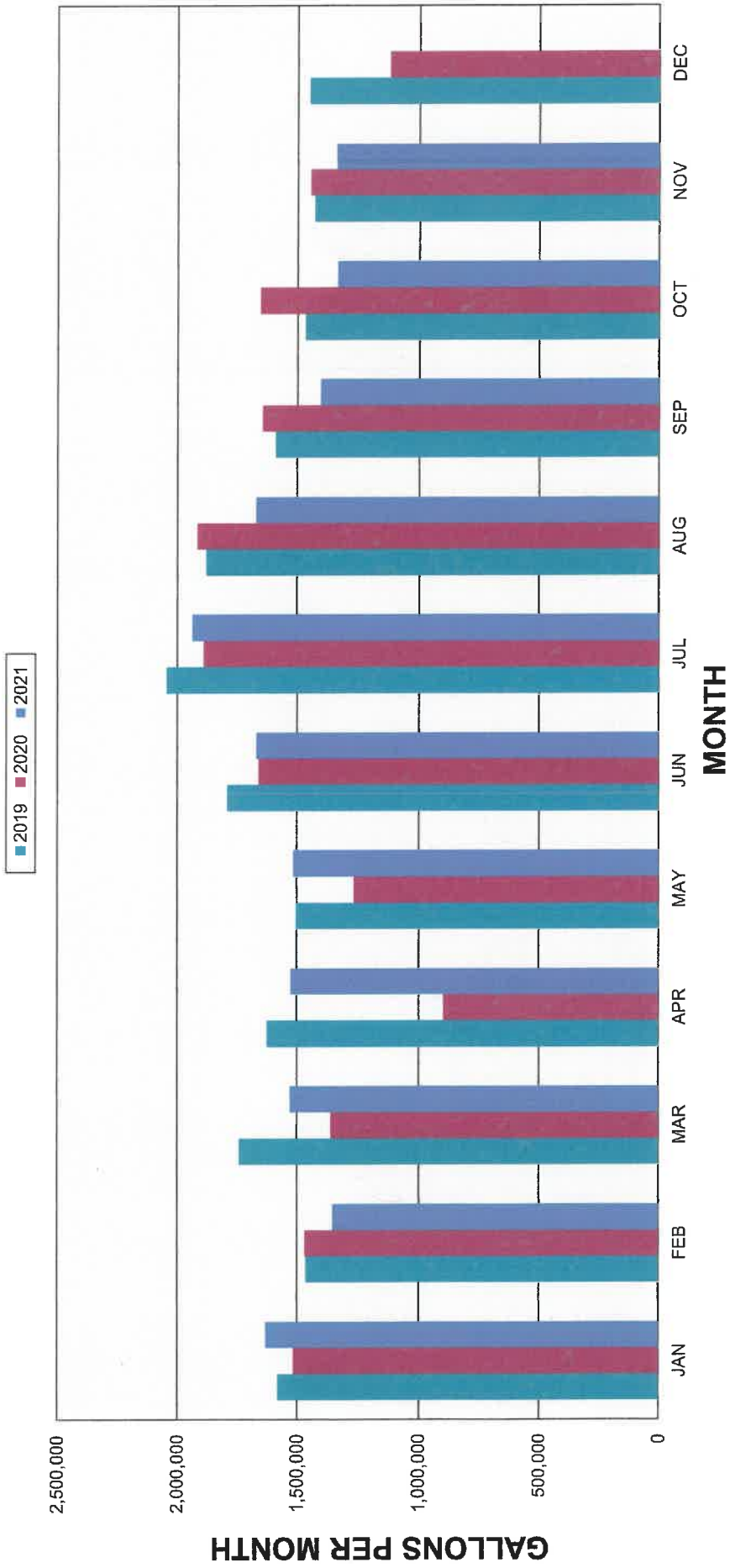
TITLE: Chief Plant Operator

ABCSD AVERAGE DAILY WWTP EFFLUENT FLOW (2019 - 2021)

■ 2019 ■ 2020 ■ 2021

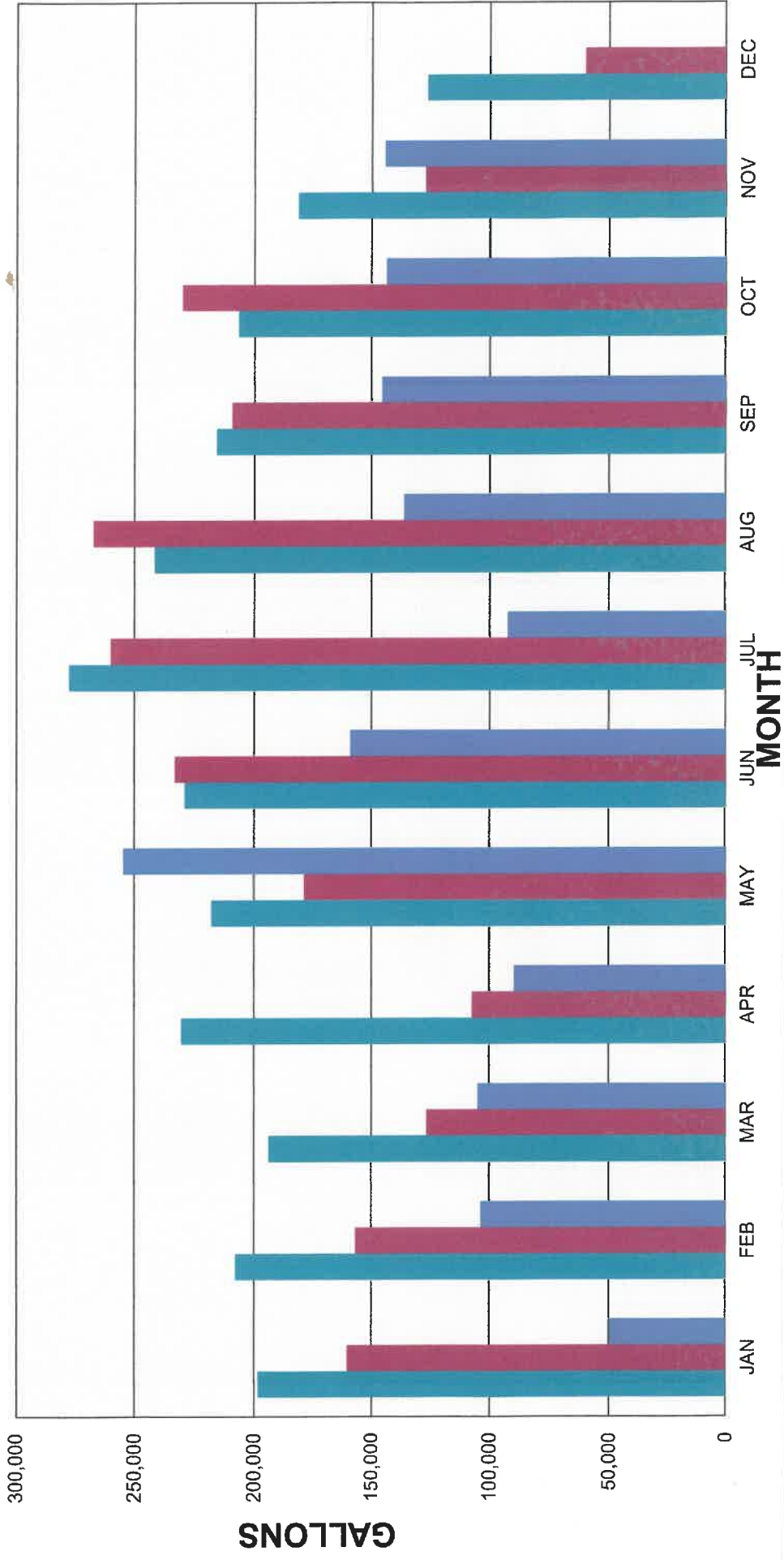


ABCSD MONTHLY TOTAL WWTP EFFLUENT FLOW (2019 - 2021)



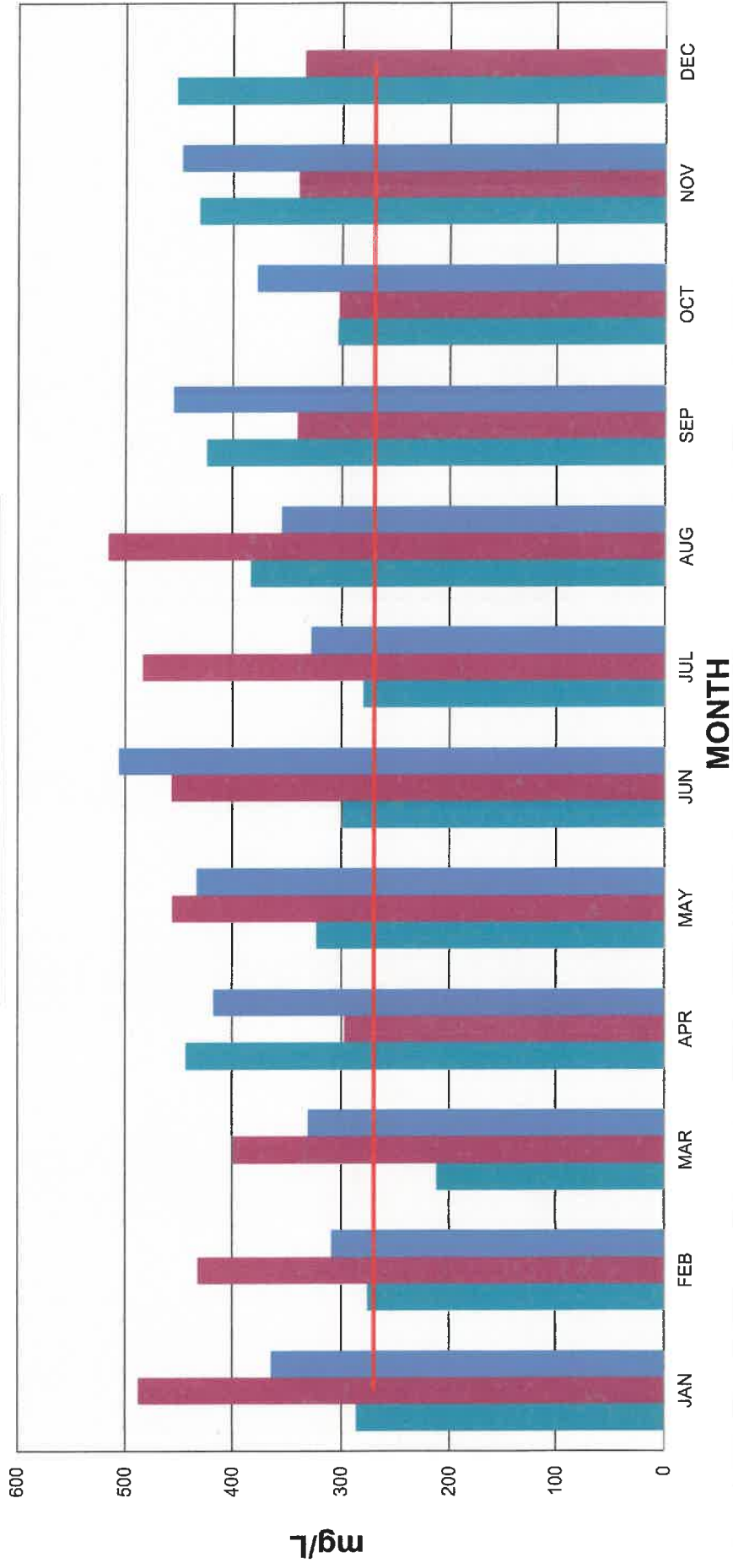
PORT SAN LUIS MONTHLY TOTAL FLOW (2019 - 2021)

■ 2019 ■ 2020 ■ 2021

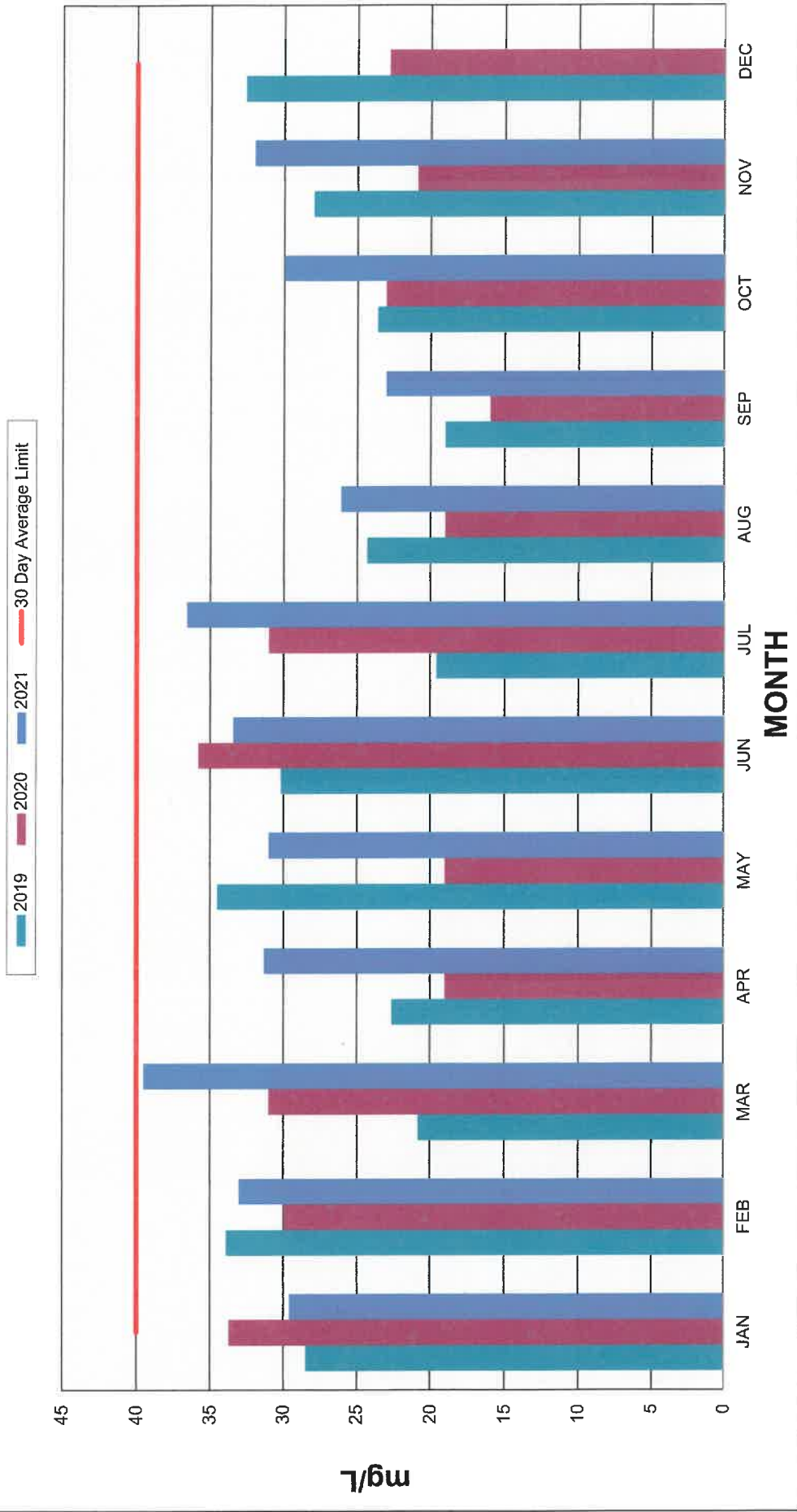


ABCSD MONTHLY AVERAGE INFLUENT BOD (2019 - 2021)

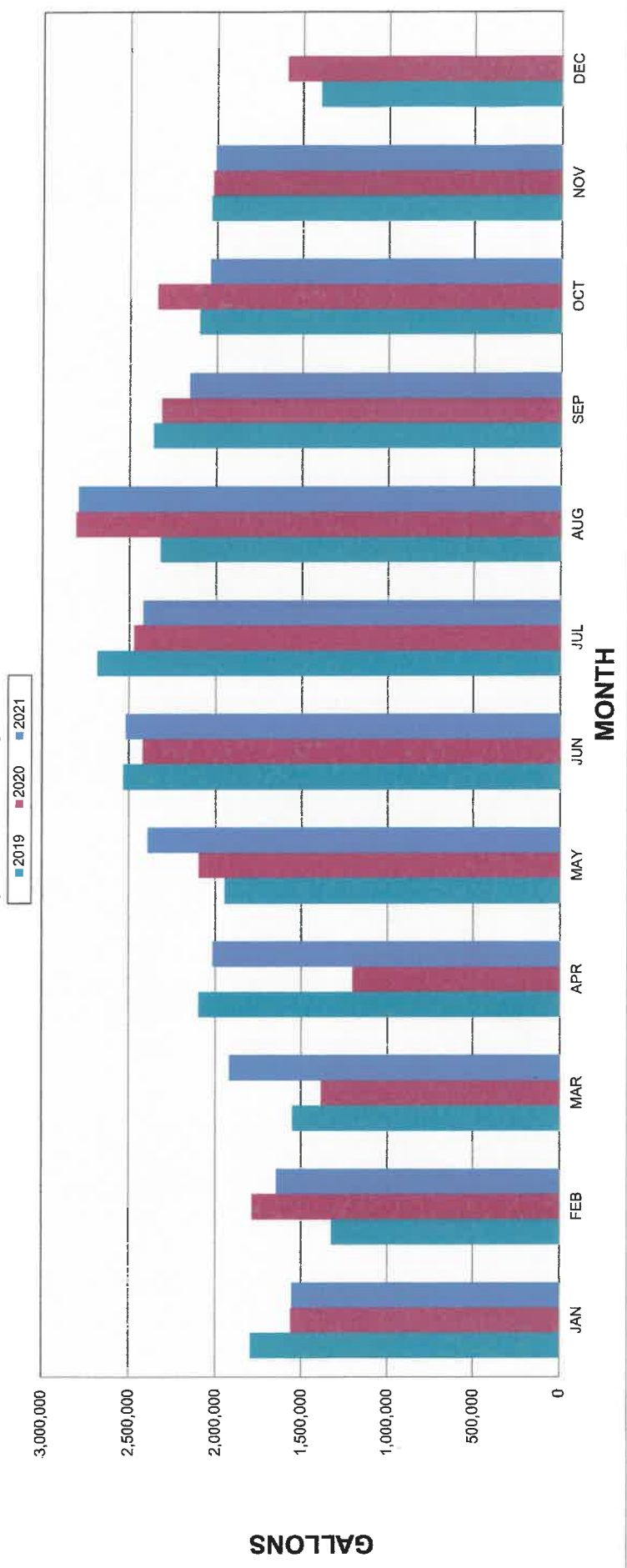
■ 2019
 ■ 2020
 ■ 2021
 — WWTP Design



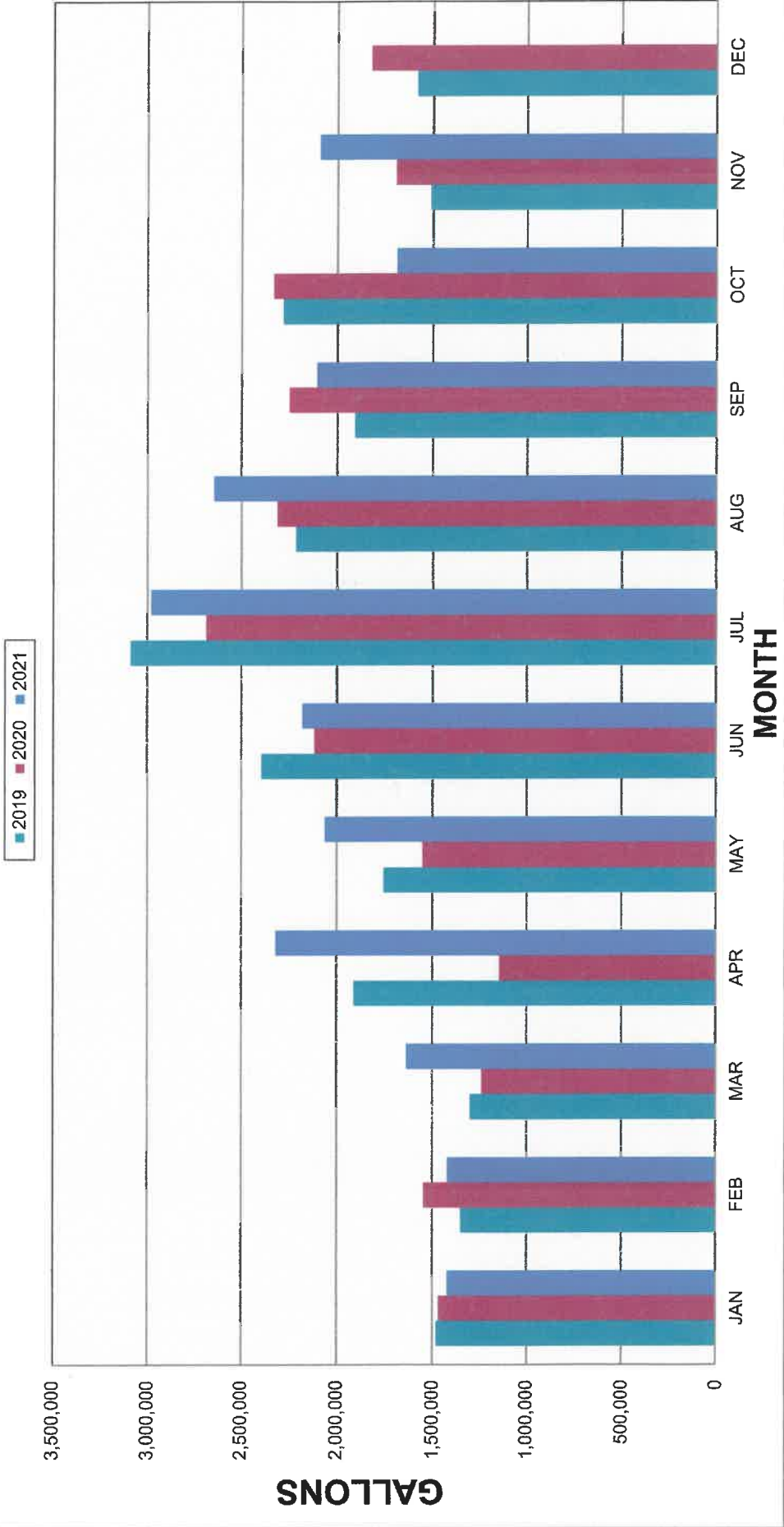
ABCSD MONTHLY AVERAGE EFFLUENT BOD (2019 - 2021)



ABCSD MONTHLY WATER PURCHASED FROM LOPEZ (2019 - 2021)



ABCSD MONTHLY WATER SOLD (2019 - 2021)





January 10, 2022

Avila Beach Community Services District
100 San Luis Street
Avila Beach, CA 93424

SUBJECT: DECEMBER 2021 MONTHLY FACILITY REPORT FOR THE AVILA BEACH COMMUNITY SERVICES DISTRICT WASTEWATER TREATMENT PLANT, WATER SYSTEM, AND COLLECTION SYSTEM

WASTEWATER TREATMENT PLANT

Areas within the wastewater plant that are known to accumulate solids continue to be manually cleaned on a regular basis. The Chlorine Contact Chamber floor is vacuumed out on a weekly basis. These solids, if left to decompose, can have a negative effect on the effluent quality leaving the facility.

WATER SYSTEM

The small water storage tank continues to be used as standby, with FRM staff monitoring the water quality in the tank and flushing as needed. FRM Staff continues to monitor the chlorine residuals and provide additional chlorine as needed. Staff has been performing distribution flushing on an as-needed basis.

COMPLIANCE RECORD AND PLANT PERFORMANCE

Staff compiled the data to complete the monthly Self-Monitoring Report and Discharge Monitoring Report in California Integrated Water Quality System (CIWQS). Once approved, the reports are uploaded into CIWQS and certified by ABCSD Staff.

Plant Design for Influent BOD is 270 mg/L. The permit limit for Effluent TSS and BOD is a Monthly Average of 40 mg/L with a Daily Maximum of 90 mg/L.

Sincerely,

FLUID RESOURCE MANAGEMENT

ATTACHMENTS

- Self-Monitoring Report
- ABCSD Average Daily WWTP Effluent Flow (2019-2021)
- ABCSD Monthly Total WWTP Effluent Flow (2019-2021)
- Port San Luis Monthly Total Flow (2019-2021)
- Monthly Average Influent BOD (2019-2021)
- Monthly Average Effluent BOD (2019-2021)
- Monthly Water Purchased from Lopez (2019-2021)
- ABCSD Monthly Water Sold (2019-2021)



Avila Beach CSD Wastewater Treatment Facility

Monthly report due last day of following month
Annual report due January 30

Month: DECEMBER 2021

Date	Daily Flow (MGD)			Effluent Monitoring		
	Total	Max (gpm)	Avg (gpm)	Biweekly Total Coliform	Biweekly Fecal Coliform	Daily Chlorine Residual
1	0.033520	78	23			<0.02
2	0.034889	71	24	2	<2	<0.02
3	0.041259	79	29			<0.02
4	0.046552	80	33			<0.02
5	0.047832	85	33			<0.02
6	0.034313	73	24			<0.02
7	0.030615	76	21			<0.02
8	0.032588	68	23	5	<2	<0.02
9	0.033112	65	23	<2	<2	<0.02
10	0.038313	70	27			<0.02
11	0.049038	68	34			<0.02
12	0.046021	70	32			<0.02
13	0.044676	78	28			<0.02
14	0.057223	81	40	7	2	<0.02
15	0.039799	66	28			<0.02
16	0.058024	94	41	5	<2	<0.02
17	0.037427	77	29			<0.02
18	0.044534	72	31			<0.02
19	0.049433	78	35			<0.02
20	0.044260	82	31			<0.02
21	0.041336	76	29	13	2	<0.02
22	0.046022	68	32			<0.02
23	0.066998	182	48	2	<2	<0.02
24	0.066721	104	47			<0.02
25	0.049756	77	35			<0.02
26	0.066099	88	46			<0.02
27	0.071994	96	50			<0.02
28	0.069538	81	49	2	<2	<0.02
29	0.072528	51	51			<0.02
30	0.067838	88	47	<2	<2	<0.02
31	0.067002	86	47			<0.02
Min	0.030615	51	21	<2	<2	<0.02
Mean	0.049331	81	34	4	<2	<0.02
Max	0.072528	182	51	13	2	<0.02
Total	1.529260	<i>Effluent daily (dry weather) flow NTE 0.2 MGD (mean).</i>				

Effluent and Influent Monitoring					
Date	Biweekly Effluent BOD (24 HC)	Biweekly Effluent TSS (24 HC)	Biweekly Influent BOD (24 HC)	Biweekly Influent TSS (24 HC)	Monthly Effluent Oil & Grease (Grab)
12/2/21	19	10	254	140	
12/5/21	25	17	334	222	
12/9/21	24	8	550	180	2.2 DNQ
12/12/21	31	25	294	246	
12/16/21	29	10	429	216	
12/19/21	40	17	404	150	
12/23/21	42	20	252	100	
12/26/21	21	11	138	228	
12/30/21	38	13	183	134	
Min	19	8	138	100	2.2 DNQ
Mean	30	15	315	180	2.2 DNQ
Max	42	25	550	246	2.2 DNQ
BOD Removal: 90.5%			TSS Removal: 91.9%		

Effluent Monitoring				
Date	Weekly Set. Solids (Grab)	Weekly Turbidity (Grab)	Weekly pH (Grab)	Weekly Temp °F (Grab)
12/2/21	<0.1	16.7	6.7	65
12/9/21	<0.1	11.9	6.8	66
12/16/21	<0.1	17.5	6.7	62
12/23/21	<0.1	21.9	6.6	64
12/30/21	<0.1	33.4	6.7	63
Min	<0.1	11.9	6.6	62
Mean	<0.1	20.3	6.7	64
Max	<0.1	33.4	6.8	66

Effluent Limits				
Parameter	Units	Monthly Avg	Weekly Avg	Daily Max
BOD	mg/L	40	60	90
Suspended Solids	mg/L	40	60	90
Oil and Grease	mg/L	25	40	75
Turbidity	NTU	75	100	225
Total Coliform	MPN/100 mL	7 Sample Median: 23		
		More than once in 30 days: 240		
		Daily Maximum: 2,400		
Chlorine Residual	mg/L	6 Month Median: 0.3		1.2
pH	pH units	Between 6.0 - 9.0		
Settleable Solids	mL/L	1.0	1.5	3.0
BOD/TSS Removal	%	≥ 75%	***	***

I certify under penalty of perjury that the foregoing is true and accurate and that the sampling procedure and analysis used are as specified in the Waste Discharge Order for this facility.

Influent Brine Received	
Date	Volume (Gallons)
	N/A

Sludge Removal	
Date	Gallons
12/17/21	4,800

SIGNATURE: _____

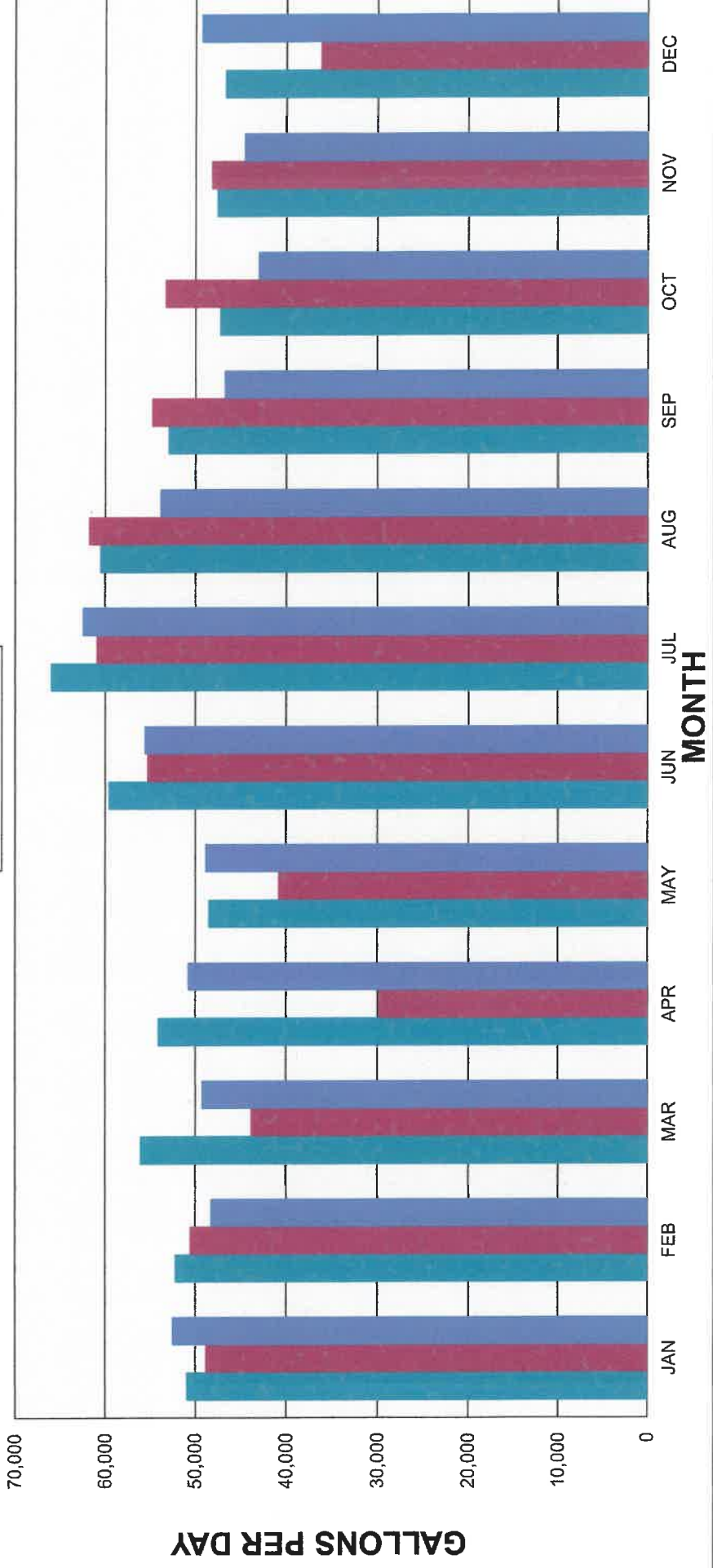
DATE: _____

PRINTED NAME: _____

TITLE: _____

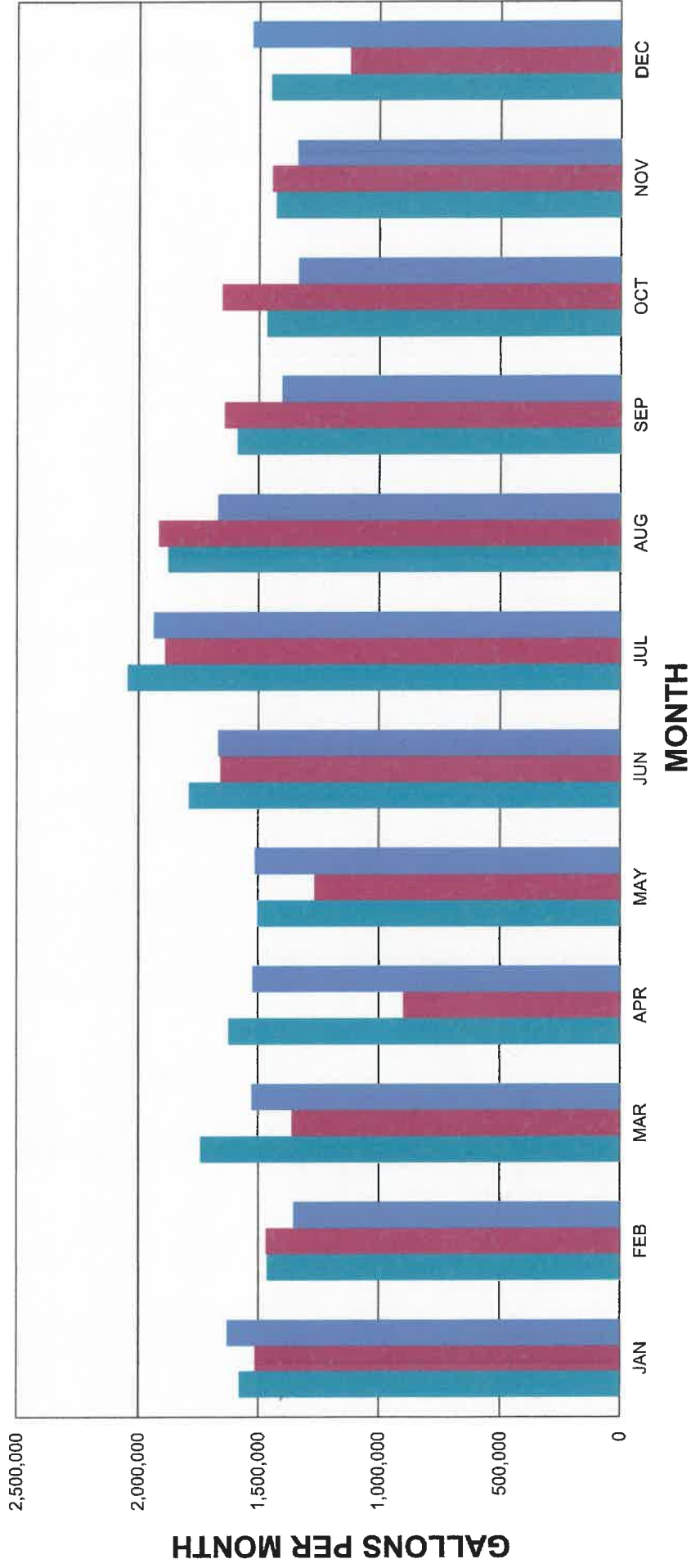
ABCSD AVERAGE DAILY WWTP EFFLUENT FLOW (2019 - 2021)

■ 2019 ■ 2020 ■ 2021



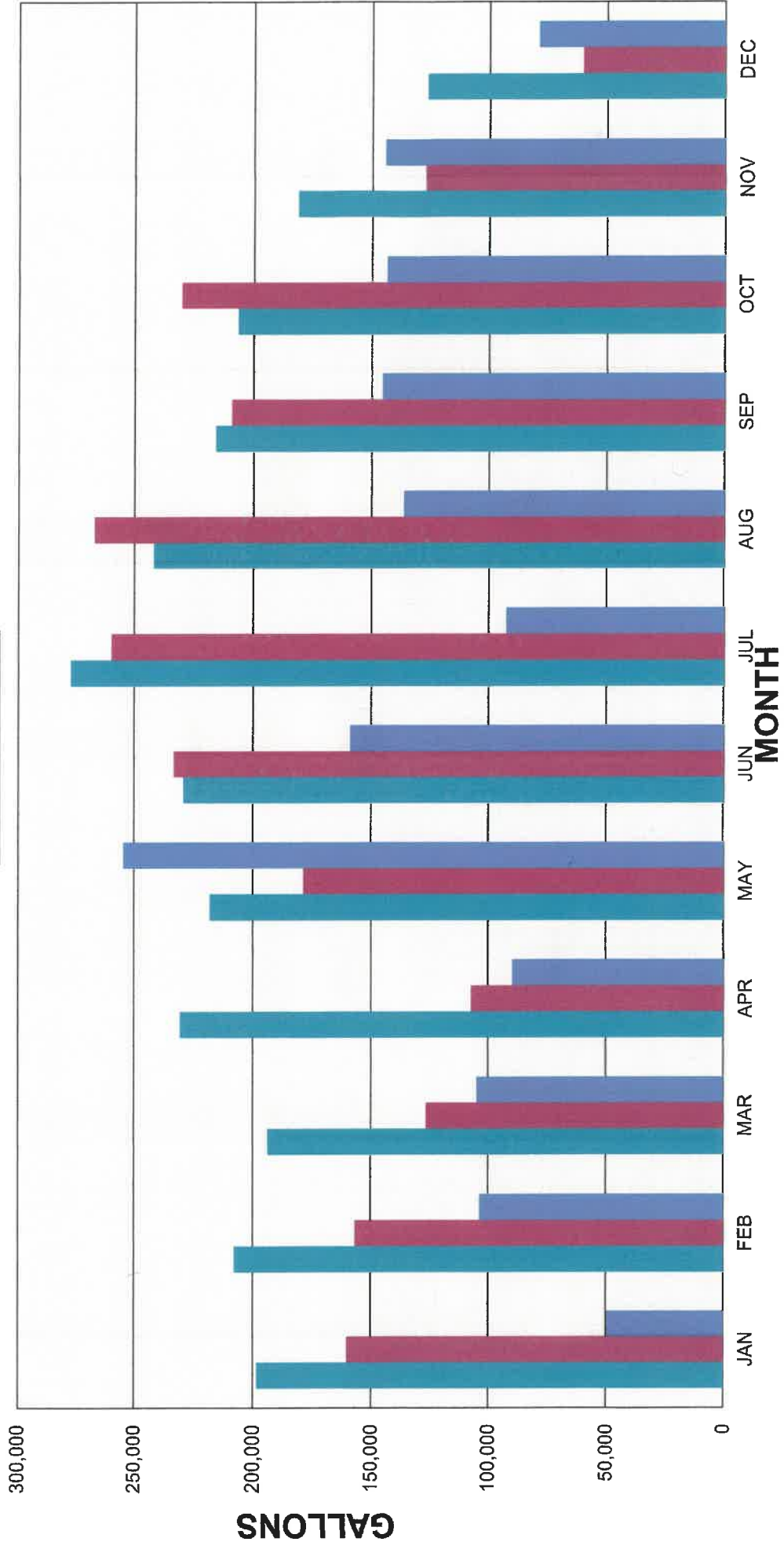
ABCSD MONTHLY TOTAL WWTP EFFLUENT FLOW (2019 - 2021)

■ 2019 ■ 2020 ■ 2021



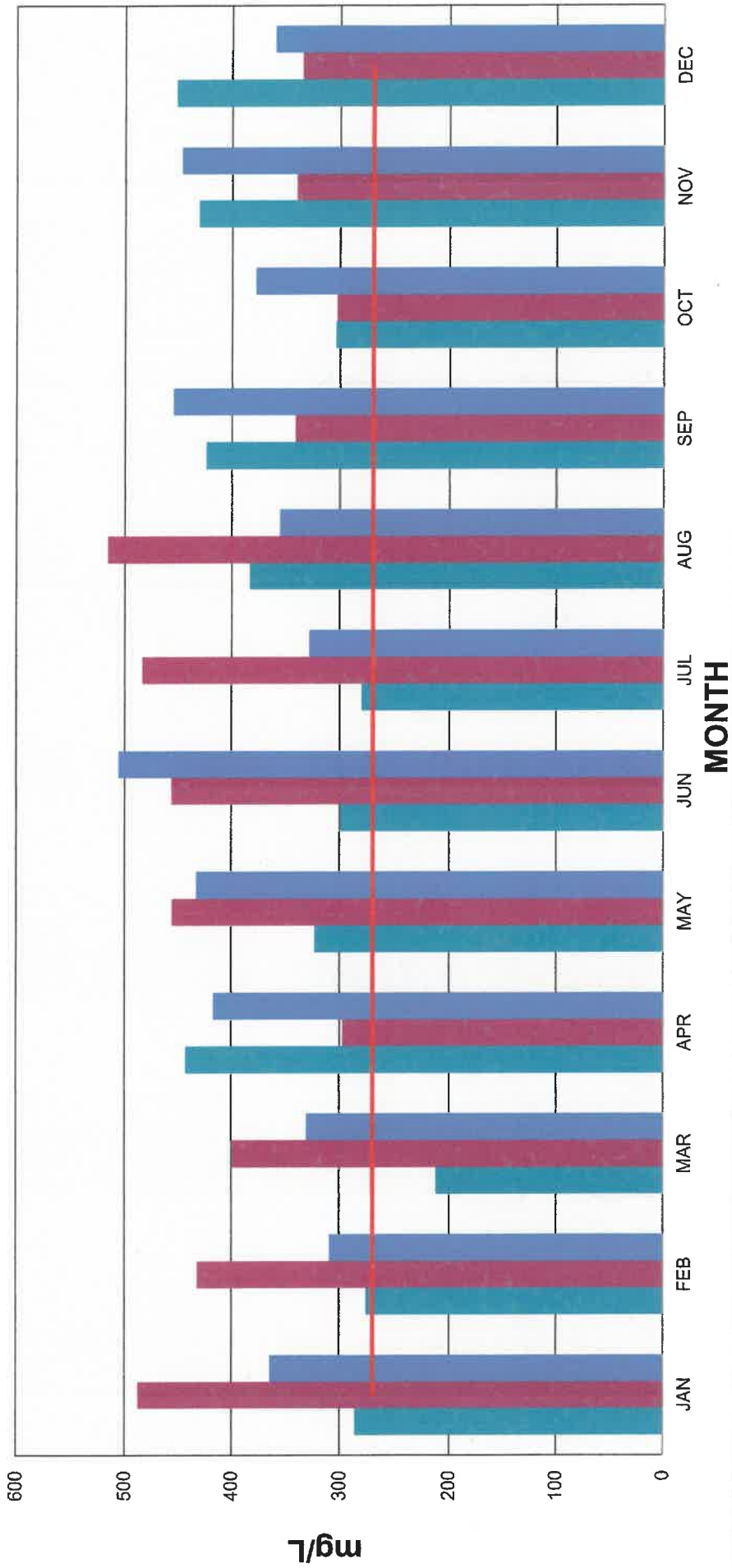
PORT SAN LUIS MONTHLY TOTAL FLOW (2019 - 2021)

■ 2019 ■ 2020 ■ 2021



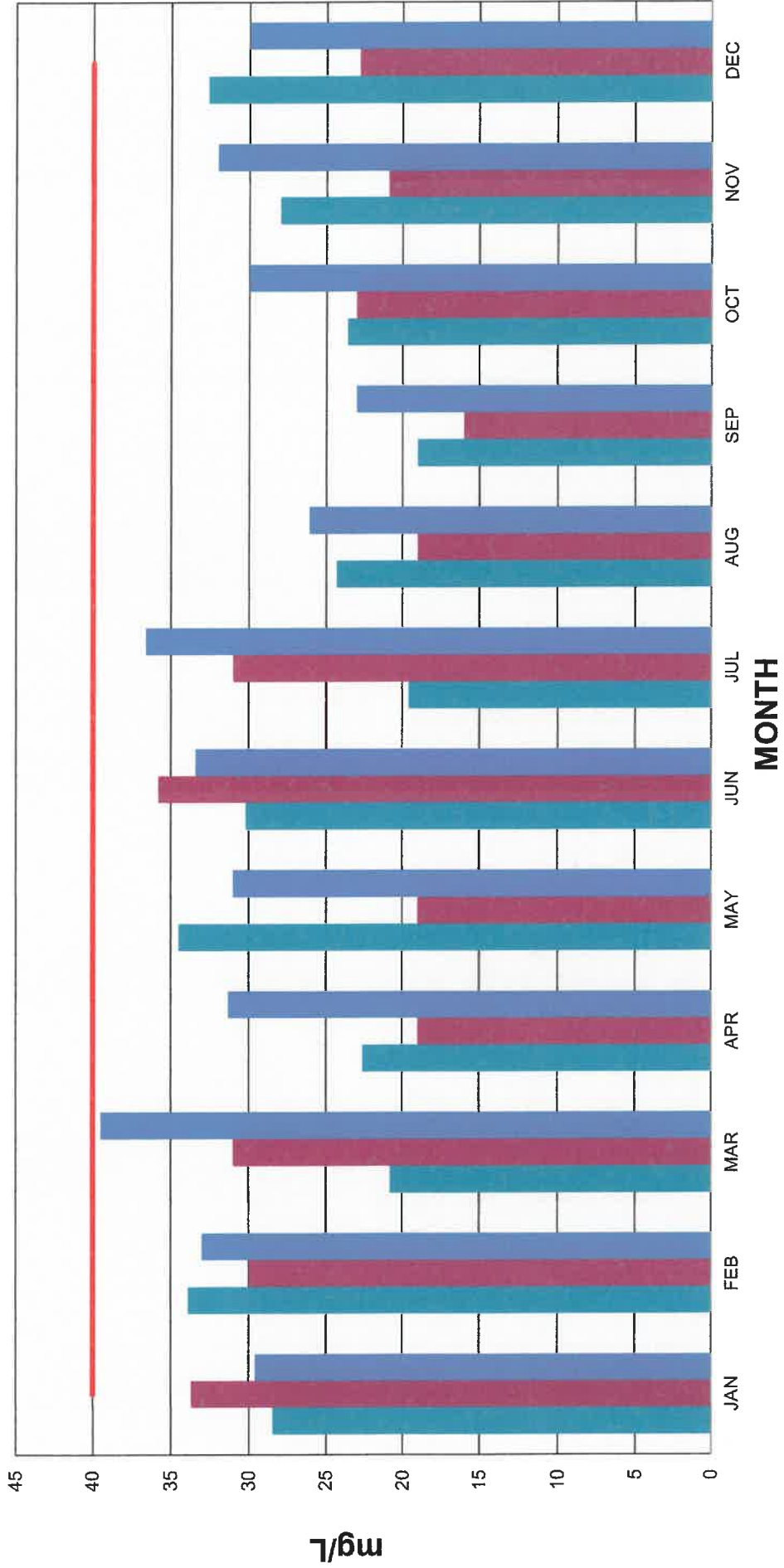
ABCSD MONTHLY AVERAGE INFLUENT BOD (2019 - 2021)

■ 2019
 ■ 2020
 ■ 2021
 — WWTP Design

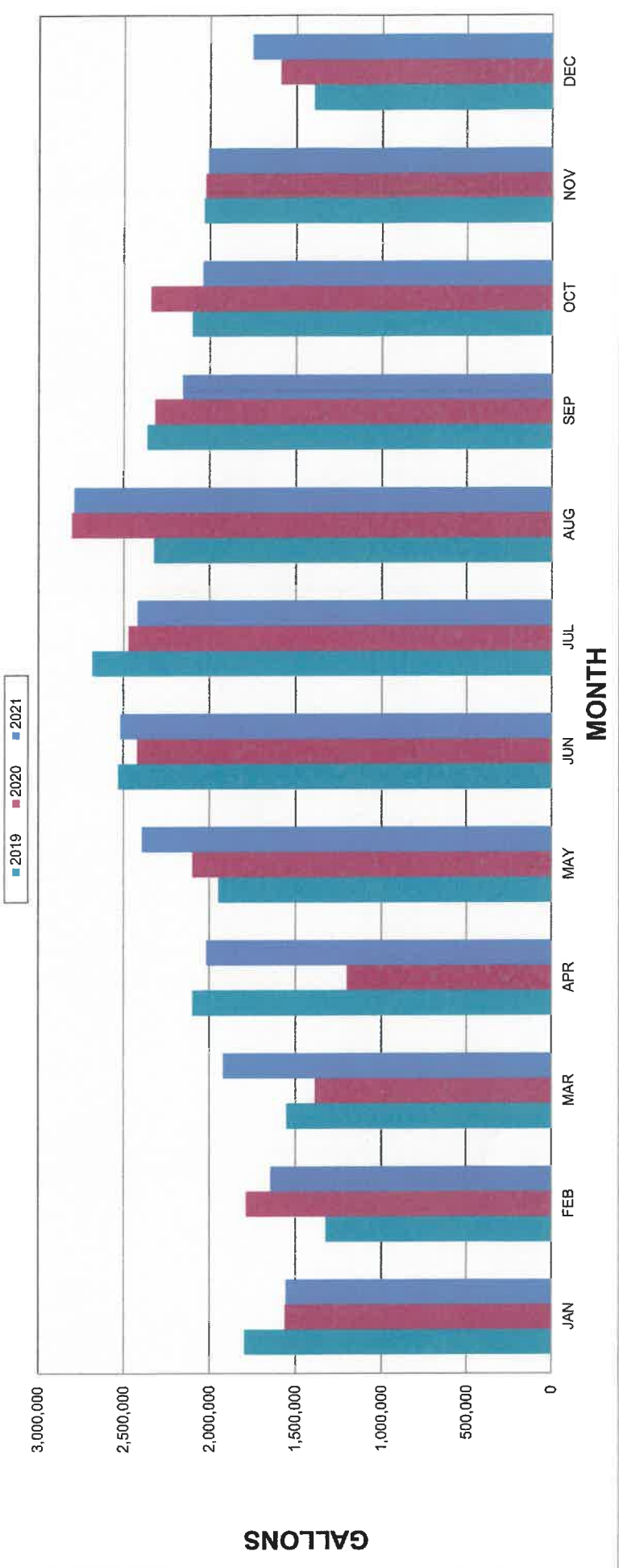


ABCSD MONTHLY AVERAGE EFFLUENT BOD (2019 - 2021)

Legend: 2019 (teal), 2020 (maroon), 2021 (blue), 30 Day Average Limit (red line)

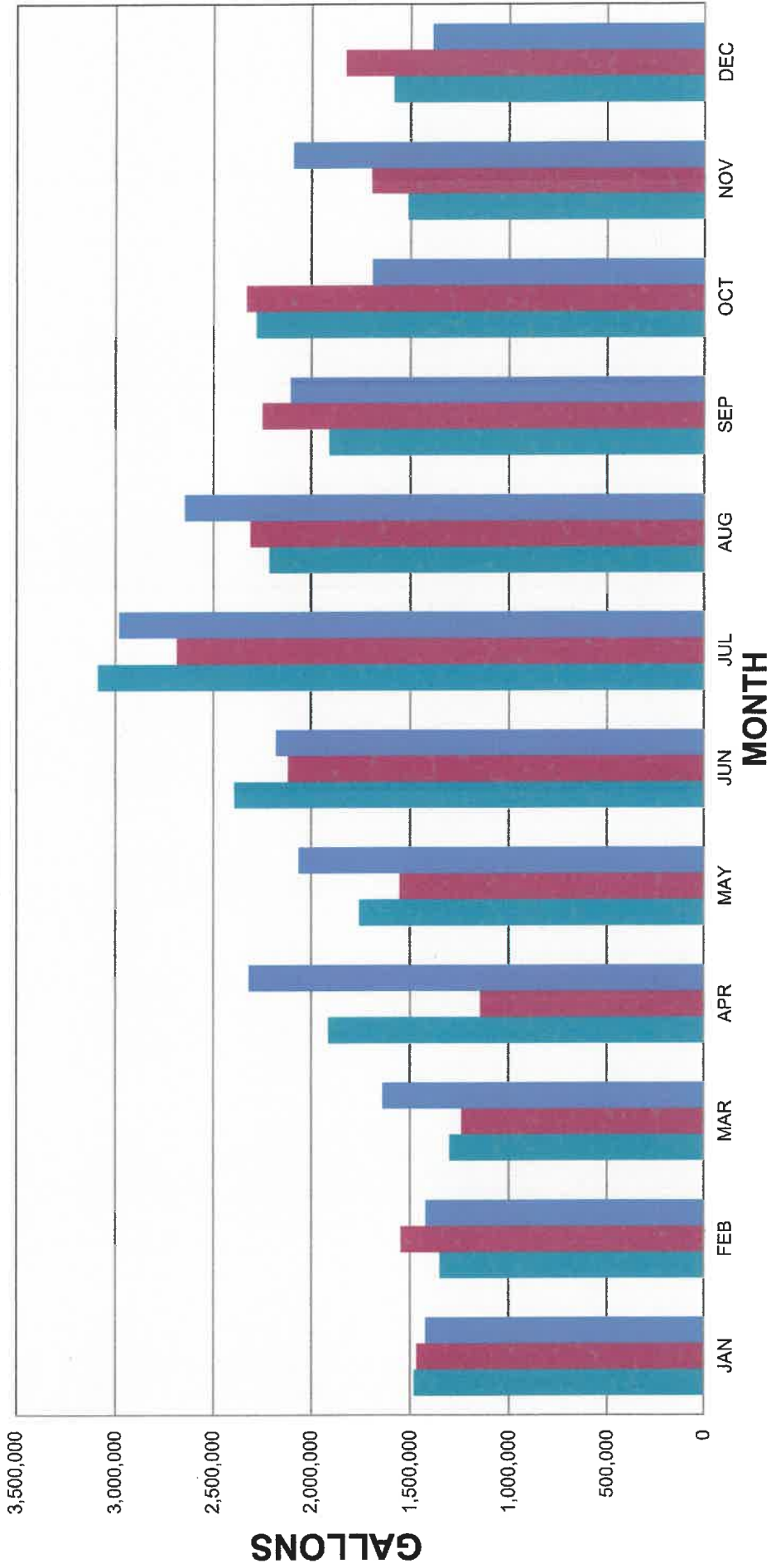


ABCSD MONTHLY WATER PURCHASED FROM LOPEZ (2019 - 2021)



ABCSD MONTHLY WATER SOLD (2019 - 2021)

2019 2020 2021




**AVILA BEACH
COMMUNITY SERVICES DISTRICT**

Post Office Box 309, Avila Beach, CA. 93424

MEMORANDUM

TO: Board of Directors

FROM: Brad Hagemann, General Manager 

DATE: January 18, 2022

SUBJECT: Election of Board Officers for Calendar Year 2022
Director Appointments to Committees

Recommendation:

Elect officers for the calendar year 2022; appoint Directors to standing committees.

Discussion:

At the end of each calendar year it is customary to elect the officers of the Board and to appoint committee membership for the upcoming year.

1. Election of Officers

At this time, it would be appropriate to elect offices for the positions of Board President and Vice President.

The officers for the calendar year of 2021 were as follows:

President	Pete Kelley
Vice President	Lynn Helenius

Nominations should first be taken from the floor for the office of President; nominations do not require a second. After there are no further nominations, a motion should be made and seconded to close nominations. A vote is then taken for each candidate. The candidate receiving the most votes, and a majority, of votes of the quorum present, is elected to office. The office of Vice President should be elected in the same manner as President.

2. Committee Appointments

At the beginning of the calendar year it is customary to appoint members of the Board to committees for the coming year.

Listed below are the CSD standing committees for the 2022 calendar year; additionally, Ad-Hoc committees may be designated, as necessary.

Standing Committees


Finance:	Directors Kristin Berry, Ara Najarian
Personnel:	Directors Pete Kelley, Lynn Helenius
Facilities:	Directors Pete Kelley, Howie Kennett
Drought:	Directors Ara Najarian, Lynn Helenius

AVILA BEACH
COMMUNITY SERVICES DISTRICT

Post Office Box 309, Avila Beach, CA. 93424

MEMORANDUM

TO: Board of Directors

FROM: Brad Hagemann, General Manager 

DATE: January 18, 2022

SUBJECT: Award General Construction Contract for Improvements to the Avila Beach Community Services District Wastewater Treatment Plant (WWTP)

Recommendation:

Staff recommends that the Board award a General Construction contract to the lowest responsive bidder for improvements to the District's WWTP

Funding:

To date, funding for the WWTP Improvement Project has been included in the District's approved annual Capital Improvement Program budget. For the past several years, the District has funded the preliminary engineering, CEQA analysis, final engineering, preparation of bid documents, and the initial 10% payment on the Membrane Bioreactor (MBR) unit from our annual CIP budget. In accordance with our 2016 Wastewater Services Agreement, the Port San Luis Harbor District has reimbursed the CSD for 33% of the capital costs associated with the WWTP Improvement Project. In October, 2021, the CSD finalized a loan through the California Special Districts Association Finance Corporation to fund project construction. The loan amount is for \$3 million with a term of 20 years. The first annual payment of \$206,000 will be due on September 30, 2022.

Discussion:

In November 2020, the District retained Wallace Group to prepare the project integration, final design and prepare the plans and specifications (bid documents) for the project. The District issued a Notice to Bidders and circulated the bid documents through the usual outlets including the Builders Exchange and word of mouth with contractors and we conducted a job-walk and pre-bid conference on December 2, 2021. Based on comments at the pre-bid conference and follow-up questions, we issued several Addendums to the bid documents, and moved the Bid Opening date from December 14th to December 21st. The District received four bids at the December 21st bid opening from the following firms:

- | | |
|--------------------------------|-------------|
| - Hartzell General Engineering | \$1,851,000 |
| - Brough Construction | \$2,191,700 |
| - HPS Mechanical | \$2,591,600 |
| - Fluid Resource Management | \$2,844,515 |

All four bids were above Wallace Group's Engineer's estimate for the project of \$1,372,000.

Wallace Group provided a Bid Evaluation and determined that Hartzell General Engineering was the lowest responsive, responsible bidder for the project. Due to the relatively large range in the bids, Wallace Group staff reached out to Hartzell General Engineering to confirm that they were confident in their quote. Hartzell confirmed that they were confident with their quote. Staff concurs with Wallace Group's Bid Evaluation and recommendation. Wallace Group's Bid Evaluation is provided as an attachment to this Staff Report. Staff also requested District legal counsel to review the bids and based on their limited legal review, they concurred with Wallace Group's recommendation.

Staff recommends that the Board award the WWTP Improvement Project General Construction contract to Hartzell General Engineering.

MEMORANDUM

Avila Beach Community Services District Wastewater Treatment



Date: December 23, 2021

To: Brad Hagemann, District Manager

From: Bryan Childress, PE

Subject: Bid Evaluation – Wastewater Treatment Improvements

SUMMARY: The lowest, responsive, responsible bidder for the subject Project is determined to be Hartzell General Engineering Contractor, Inc. Wallace Group recommends award of this Project to Hartzell General Engineering Contractor, Inc., in the amount of \$1,851,000.

Background

Bids for the subject Project were received and opened on Tuesday, December 21, 2021, at Avila Beach Community Services District's office. A total of four bids were received, and the bid opening summary is included in this memorandum. A formal bid opening was performed at that time. The three lowest bids were reviewed in detail, for compliance with the bidding instructions and overall bidding requirements. The table below summarizes the bid analysis and results.

The three lowest bids were deemed responsive, as summarized in the below table. The Engineer's Estimate for the construction of this Project was established at \$1,372,000.

Bid Item	Bidders		
	Hartzell General Engineering	Brough Construction	HPS Mechanical
Proposal Form (signed)	✓	✓	✓
Bid Schedule	✓	✓	✓
Addenda Acknowledgment	✓	✓	✓
Bid Security Form	✓	✓	✓
List of Subcontractors	National Coating & Lining Associated Rebar, Inc. G Wiemann Construction, Inc. Keller North America Electricraft, Inc.	Toste Grading & Paving Sancon Technologies Inc. Keller North American Electricraft, Inc. Associated Rebar, Inc.	National Coating & Lining Kraemer Engineering Taft Electric Malcom Drilling
Contractor's Licensing Statement	✓	✓	✓

CIVIL AND
TRANSPORTATION
ENGINEERING

CONSTRUCTION
MANAGEMENT

LANDSCAPE
ARCHITECTURE

MECHANICAL
ENGINEERING

PLANNING

PUBLIC WORKS
ADMINISTRATION

SURVEYING /
GIS SOLUTIONS

WATER RESOURCES

WALLACE GROUP
A California Corporation

612 CLARION CT
SAN LUIS OBISPO
CALIFORNIA 93401

T 805 544-4011
F 805 544-4294

www.wallacegroup.us



Bid Item	Bidders		
	Hartzell General Engineering	Brough Construction	HPS Mechanical
Experience Qualifications	✓	✓	✓
Non-Collusion Affidavit	✓	✓	✓
List of Disposal Contractor, Site and Suppliers	✓	✓	✓
Worker's Compensation Insurance Certificate	✓	✓	✓
Affirmative Action Certificate	✓	✓	✓
List of Material or Equipment Suppliers	✓	✓	✓
Photocopy of Contractor's License	✓	✓	✓
Proof of Registration with DIR ^a	✓	✓	✓
Bid Deemed Responsive	✓	✓	✓
Base Bid	\$1,851,000	\$2,191,700	\$2,591,660

^aDIR registration for all three bidders was confirmed on-line by Bryan Childress, 12/23/2021.


The bids are summarized in the table on the following page.

BDC

AVILA BEACH
COMMUNITY SERVICES DISTRICT
Post Office Box 309, Avila Beach, CA 93424

MEMORANDUM

TO: Board of Directors

FROM: Brad Hagemann, General Manager 

DATE: January 18, 2022

SUBJECT: Changes to the 2016 Water Shortage Response and Management Plan (Plan)

Recommendation:

Receive staff report and provide direction to staff regarding changes to the Water Shortage Response and Management Plan or provide other direction to staff

Discussion:

At the November 9th, 2021 Board meeting staff summarized the 2016 Water Shortage Response and Management Plan and requested input from the Board and the District's customers. District legal counsel noted that several changes and clarifications should be made to the Plan regarding the Water Code references. In December 2021, the State received well above average rainfall and snow precipitation that has greatly helped but did not move California out of our current drought condition. Locally, the Lopez Lake reservoir added approximately 1,000 AF to storage. However, the current storage is approximately 14,940 AF, which is still only 30% of capacity.

On January 4th, 2022, the State Water Resources Control Board issued emergency water use regulations via their Resolution No. 2022-0002. Staff is in the process of reviewing the changes implemented by the emergency water use Resolution. These changes may offer some insight into changes the Board should consider as part of the update to the District's Water Shortage Response and Management Plan. The State Board's Media Release, Resolution No. 2022-002 and the changes to Title 23 of the Water Code are attached to this staff report.

Staff recommends the Board not take any formal action on updating the Plan until staff has had an opportunity to review the State Board's emergency regulations and have an opportunity to discuss how the Zone 3 Contractors and the County Flood Control District plan on implementing the changes. Staff has initiated some proposed revisions to the District's Plan. Those proposed changes are shown in "track changes" on the attached District Plan.



Media Release

State Water Board adopts emergency water use regulations to boost drought resilience

Statewide prohibitions to remain in place for one year

Despite early winter storms, California remains in a drought

January 4, 2022

Contact: [Edward Ortiz](#) - Public Information Officer

SACRAMENTO – As climate change-fueled extreme weather continues to disrupt our water system, the State Water Resources Control Board today adopted an emergency regulation that prohibits certain wasteful water use practices statewide and encourages Californians to monitor their water use more closely while building habits to use water wisely.

Among the wasteful water practices included are irrigating ornamental landscapes when it's raining, using potable water to clean hard surfaces or driveways, and the use of ornamental fountains. The regulation stems from Governor Newsom's [Emergency Drought Proclamation](#) on October 19, 2021, which expanded the drought emergency statewide and encouraged the State Water Board to supplement voluntary conservation measures by prohibiting certain wasteful water uses. Prohibited use regulations are not new in California. Similar regulations were in place during the state's last severe drought. In some areas, they were made permanent through local action.

"Climate change is challenging us to build drought resilience in our water infrastructure and management practices and at an individual level in our daily habits," said E. Joaquin Esquivel, chair of the State Water Board. "Prohibiting wasteful water practices increases awareness of water as a precious resource no matter what type of weather we are experiencing in a given moment, because weather extremes are now part of our climate reality."

The prohibitions apply to specific uses and apply to all water users, including individuals, business and public agencies, and can be enforced through warning letters, water audits or fines. The prohibitions will remain in place for one year unless extended, modified or removed. They help ensure that Homeowners' Associations (HOAs), cities and counties don't unlawfully restrain homeowners from taking water conservation actions. Even without the emergency regulation, it is illegal for HOAs to prevent water conservation during a drought emergency, but the regulation allows for monetary penalties for certain violations of existing law.



The board has the authority to impose monetary penalties, and the regulation makes the prohibitions infractions, which may be enforceable by local governments or other agencies that have the authority to enforce infractions.

The emergency regulation takes effect within ten days once approved by the Office of Administrative Law and filed with the Secretary of State.

The easiest and most helpful way a person may file a complaint of water waste is by accessing <https://savewater.ca.gov>.

The State Water Board's mission is to preserve, enhance and restore the quality of California's water resources and drinking water for the protection of the environment, public health, and all beneficial uses, and to ensure proper resource allocation and efficient use for the benefit of present and future generations.

**STATE WATER RESOURCES CONTROL BOARD
RESOLUTION NO. 2022-0002**

**TO ADOPT AN EMERGENCY REGULATION
TO SUPPLEMENT VOLUNTARY WATER CONSERVATION**

WHEREAS:

1. On April 21, May 10, and July 8, 2021, Governor Newsom issued proclamations that a state of emergency exists in a total of 50 counties due to severe drought conditions and directed state agencies to take immediate action to preserve critical water supplies and mitigate the effects of drought and ensure the protection of health, safety, and the environment.
2. On October 19, 2021, Governor Newsom signed a proclamation extending the drought emergency statewide and further urging Californians to reduce their water use.
3. There is no guarantee that winter precipitation will alleviate the current drought conditions.
4. Many Californians have taken bold steps over the years to reduce water use; nevertheless, the severity of the current drought and uncertainty about Water Year 2022 require additional conservation actions from residents and businesses.
5. Water conservation is the easiest, most efficient, and most cost-effective way to quickly reduce water demand and extend supplies into the next year, providing flexibility for all California communities. Water saved is water available next year, giving water suppliers the flexibility to manage their systems efficiently. The more water that is conserved now, the less likely it is that a community will experience such dire circumstances or that water rationing will be required.
6. Most Californians use more water outdoors than indoors. In many areas, 50 percent or more of daily water use is for lawns and outdoor landscaping. Outdoor water use is generally discretionary, and many irrigated landscapes would not suffer greatly from receiving a decreased amount of water.

7. Public information and awareness are critical to achieving conservation goals, and the Save Our Water campaign ([SaveOurWater.com](https://www.saveourwater.com)), run jointly by the Department of Water Resources (DWR) and the Association of California Water Agencies, is an excellent resource for conservation information and messaging that is integral to effective drought response.
8. [SaveWater.CA.Gov](https://www.savewater.ca.gov) is an online tool designed to help save water in communities. This website lets anyone easily report water waste from their phone, tablet, or computer by simply selecting the type of water waste they see, typing in the address where the waste is occurring, and clicking send. These reports are filed directly with the State Water Resources Control Board (State Water Board or Board) and relevant local water supplier.
9. Enforcement against water waste is a key tool in conservation programs. When conservation becomes a social norm in a community, the need for enforcement is reduced or eliminated.
10. On October 19, 2021, the Governor suspended the environmental review required by the California Environmental Quality Act to allow State Water Board-adopted drought conservation emergency regulations and other actions to take place quickly to respond to emergency conditions.
11. Water Code section 1058.5 grants the State Water Board the authority to adopt emergency regulations in certain drought years in order to: “prevent the waste, unreasonable use, unreasonable method of use, or unreasonable method of diversion, of water, to promote water recycling or water conservation, to require curtailment of diversions when water is not available under the diverter’s priority of right, or in furtherance of any of the foregoing, to require reporting of diversion or use or the preparation of monitoring reports.”
12. On November 30, 2021, the State Water Board issued public notice that the State Water Board would consider the adoption of the regulation at the Board’s regularly scheduled January 4, 2022 public meeting, in accordance with applicable State laws and regulations. The State Water Board also distributed for public review and comment a Finding of Emergency that complies with State laws and regulations.
13. The emergency regulation sets a minimum standard that many communities are already doing more but not everyone is taking these low-cost, easy to implement actions that can save significant amounts of water during a drought emergency.

14. Disadvantaged communities may require assistance in increasing water conservation, and state and local agencies should look for opportunities to provide assistance in promoting water conservation, including but not limited to translation of regulation text and dissemination of water conservation announcements into languages spoken by at least 10 percent of the people who reside in a water supplier's service area, such as in newspaper advertisements, bill inserts, website homepage, social media, and notices in public libraries.
15. The Board directs staff to consider the following in pursuing any enforcement of section 995, subdivision (b)(1)(A)-(F): before imposing monetary penalties, staff shall provide one or more warnings; monetary penalties must be based on an ability to pay determination, consider allowing a payment plan of at least 12 months, and shall not result in a tax lien; and Board enforcement shall not result in shutoff.
16. The Board encourages entities other than Board staff that consider any enforcement of this regulation to apply these same factors identified in resolved paragraph 15. Nothing in the regulation or in the enforcement provisions of the regulation precludes a local agency from exercising its authority to adopt more stringent conservation measures. Moreover, the Water Code does not impose a mandatory penalty for violations of the regulation adopted by this resolution, and local agencies retain their enforcement discretion in enforcing the regulation, to the extent authorized, and may develop their own progressive enforcement practices to encourage conservation.

THEREFORE BE IT RESOLVED THAT:

1. The State Water Board adopts California Code of Regulations, title 23, section 995, as appended to this resolution as an emergency regulation.
2. State Water Board staff will submit the regulation to the Office of Administrative Law (OAL) for final approval.
3. If, during the approval process, State Water Board staff, the State Water Board, or OAL determines that minor corrections to the language of the regulation or supporting documentation are needed for clarity or consistency, the State Water Board Executive Director or designee may make such changes.

4. This regulation shall remain in effect for one year after filing with the Secretary of State unless the State Water Board determines that it is no longer necessary due to changed conditions or unless the State Water Board renews the regulation due to continued drought conditions, as described in Water Code section 1058.5.
5. The State Water Board directs State Water Board staff to work with the Department of Water Resources and the Save Our Water campaign to disseminate information regarding the emergency regulations.
6. Nothing in the regulation or in the enforcement provisions of the regulation precludes a local agency from exercising its authority to adopt more stringent conservation measures. Local agencies are encouraged to develop their own progressive enforcement practices to promote conservation.

CERTIFICATION

The undersigned Clerk to the Board does hereby certify that the foregoing is a full, true, and correct copy of a resolution duly and regularly adopted at a meeting of the State Water Resources Control Board held on January 4, 2022.

AYE: Vice Chair Dorene D'Adamo
Board Member Sean Maguire
Board Member Laurel Firestone
Board Member Nichole Morgan

NAY: None

ABSENT: Chair E. Joaquin Esquivel

ABSTAIN: None



Jeanine Townsend
Clerk to the Board

ADOPTED TEXT OF EMERGENCY REGULATION

Title 23. Waters

Division 3. State Water Resources Control Board and Regional Water Quality Control Boards

Chapter 3.5. Urban Water Use Efficiency and Conservation

Article 2. Prevention of Drought Wasteful Water Uses

§ 995. Wasteful and Unreasonable Water Uses.

(a) As used in this section:

(1) "Turf" has the same meaning as in section 491.

(2) "Incidental runoff" means unintended amounts (volume) of runoff, such as unintended, minimal overspray from sprinklers that escapes the area of intended use. Water leaving an intended use area is not considered incidental if it is part of the facility or system design, if it is due to excessive application, if it is due to intentional overflow or application, or if it is due to negligence.

(b)(1) To prevent the unreasonable use of water and to promote water conservation, the use of water is prohibited as identified in this subdivision for the following actions:

(A) The application of potable water to outdoor landscapes in a manner that causes more than incidental runoff such that water flows onto adjacent property, non-irrigated areas, private and public walkways, roadways, parking lots, or structures;

(B) The use of a hose that dispenses water to wash a motor vehicle, except where the hose is fitted with a shut-off nozzle or device attached to it that causes it to cease dispensing water immediately when not in use;

(C) The use of potable water for washing sidewalks, driveways, buildings, structures, patios, parking lots, or other hard surfaced areas, except in cases where health and safety are at risk;

(D) The use of potable water for street cleaning or construction site preparation purposes, unless no other method can be used or as needed to protect the health and safety of the public;

(E) The use of potable water for decorative fountains or the filling or topping-off of decorative lakes or ponds, with exceptions for those decorative fountains, lakes, or ponds that use pumps to recirculate water and only require refilling to replace evaporative losses;

(F) The application of water to irrigate turf and ornamental landscapes during and within 48 hours after measurable rainfall of at least one fourth of one inch of rain. In determining whether measurable rainfall of at least fourth of one inch of rain occurred in a given area, enforcement may be based on records of the National Weather Service, the closest CIMIS station to the parcel, or any other reliable source of rainfall data available to the entity undertaking enforcement of this subdivision; and

(G) The use of potable water for irrigation of ornamental turf on public street medians.

(2) Notwithstanding subdivision (b)(1), the use of water is not prohibited by this section to the extent necessary to address an immediate health and safety need. This may include, but is not limited to, the use of potable water in a fountain or water feature when required to be potable because human contact is expected to occur.

(c)(1) To prevent the unreasonable use of water and to promote water conservation, any homeowners' association or community service organization or similar entity is prohibited from:

(A) Taking or threatening to take any action to enforce any provision of the governing documents or architectural or landscaping guidelines or policies of a common interest development where that provision is void or unenforceable under section 4735, subdivisions (a) and (b) of the Civil Code;

(B) Imposing or threatening to impose a fine, assessment, or other monetary penalty against any owner of a separate interest for reducing or eliminating the watering of vegetation or lawns during a declared drought emergency, as described in section 4735, subdivision (c) of the Civil Code; or

(C) Requiring an owner of a separate interest upon which water-efficient landscaping measures have been installed in response to a declared drought emergency, as described in section 4735, subdivisions (c) and (d) of the Civil Code, to reverse or remove the water-efficient landscaping measures upon the conclusion of the state of emergency.

(2) As used in this subdivision:

(A) "Architectural or landscaping guidelines or policies" includes any formal or informal rules other than the governing documents of a common interest development.

(B) "Homeowners' association" means an "association" as defined in section 4080 of the Civil Code.

(C) "Common interest development" has the same meaning as in section 4100 of the Civil Code.

(D) "Community service organization or similar entity" has the same meaning as in section 4110 of the Civil Code.

(E) "Governing documents" has the same meaning as in section 4150 of the Civil Code.

(F) "Separate interest" has the same meaning as in section 4185 of the Civil Code.

(3) If a disciplinary proceeding or other proceeding to enforce a rule in violation of subdivision (c)(1) is initiated, each day the proceeding remains pending shall constitute a separate violation of this regulation.

(d) To prevent the unreasonable use of water and to promote water conservation, any city, county, or city and county is prohibited from imposing a fine under any local maintenance ordinance or other relevant ordinance as prohibited by section 8627.7 of the Government Code.

(e) The taking of any action prohibited in subdivision (b), (c) or (d) is an infraction punishable by a fine of up to five hundred dollars (\$500) for each day in which the violation occurs. The fine for the infraction is in addition to, and does not supersede or limit, any other remedies, civil or criminal.

(f) A decision or order issued under this section by the Board or an officer or employee of the Board is subject to reconsideration under article 2 (commencing with section 1122) of chapter 4 of part 1 of division 2 of the Water Code.

Authority: Section 1058.5, Water Code.

References: Article X, Section 2, California Constitution; Sections 4080, 4100, 4110, 4150, 4185, and 4735, Civil Code; Section 8627.7, Government Code; Sections 102, 104, 105, 275, 350, 491, and 1122, Water Code; *Light v. State Water Resources Control Board* (2014) 226 Cal.App.4th 1463; *Stanford Vina Ranch Irrigation Co. v. State of California* (2020) 50 Cal.App.5th 976.

AVILA BEACH COMMUNITY SERVICES DISTRICT (District)

Revised Draft WATER SHORTAGE RESPONSE AND MANAGEMENT PLAN

STAGE	WATER SUPPLY CONDITION	RESPONSE ACTIONS	RELIEF OF RESTRICTIONS
I	All times	<ul style="list-style-type: none"> • Active outreach and education programs regarding water conservation best management practices. • Recommended Customer Measures: <ul style="list-style-type: none"> ○ Fix all plumbing and irrigation leaks immediately. ○ Irrigate after 8PM and before 9AM. ○ Minimum to no irrigation in winter months. ○ Check all irrigation systems monthly. ○ Do not allow excessive run off. ○ Recirculate water in ornamental water features (fountains) ○ Irrigate only 2 days per week • New applications for water service are accepted and processed. • New water service connections are made. 	Not Applicable.
II	Supplies Projected at <u>7065%</u> of Entitlements (<u>11809</u> AFY)	<ul style="list-style-type: none"> • More aggressive conservation outreach and education efforts. • Encourage customers to implement the following practices: <ul style="list-style-type: none"> ○ All Stage I Measures ○ Cover Swimming Pools and spas. ○ Do not use water to wash down exterior surfaces (e.g. driveway, deck, home) • New applications for water service are accepted and processed. • New water service connections are made. 	Projected Supplies greater than <u>7065%</u> of Entitlement.
III	Supplies Projected at <u>6505%</u> of Entitlements (<u>10193</u> AFY)	<ul style="list-style-type: none"> • <u>Declaration of a Water Shortage Emergency in accordance with CA Water Code Section 350.</u> • Encourage customers to implement the following practices. <ul style="list-style-type: none"> ○ All Stage I and II measures. ○ Provide minimum necessary irrigation to preserve trees and high-value landscape. ○ Do not drain or fill swimming pools or spas. ○ Do not use potable water for dust control or construction. ○ Do not use hoses to wash cars or equipment. ○ Turn off and drain ornamental fountains and water features • Suspend accepting applications for new water service. • Existing applications for new water service continue to be processed, <u>and new water service connections are made for approved existing applications.</u> • New water service connections are made. 	Projected Supplies greater than <u>6055%</u> of Entitlement.

STAGE	WATER SUPPLY CONDITION	RESPONSE ACTIONS	RELIEF OF RESTRICTIONS
IV	Supplies Projected at 55% of Entitlements (9284 AFY)	<ul style="list-style-type: none"> • Turn off all automated irrigation systems. • Encourage customers to implement the following practices: <ul style="list-style-type: none"> ○ All Stage I, II, and III measures. ○ Do not use District water for irrigation/outdoor uses of any sort. ○ Attempt to limit water use to 50 gal/person - day • New applications for water service are NOT accepted (Stage III) • Cease processing existing applications for new water service. • New water service connections are made only to projects with preexisting service commitments. 	Projected Supplies greater than 55% of Entitlement.
V	Supplies Projected at 54% of Entitlements (8467 AFY)	<ul style="list-style-type: none"> • Declaration of a Water Shortage Emergency in accordance with CA Water Code Section 350. • Suspend all new water service connections. • Encourage customers to implement all Stage I-IV measures and to use only the absolute minimum water necessary for health and sanitation purposes. <ul style="list-style-type: none"> ○ All Stage I, II, and III measures. ○ Do not use District water for irrigation/outdoor uses of any sort. ○ Do not drain or fill swimming pools or spas. ○ All measures possible to reduce water use. • New applications for water service are NOT accepted (Stage III) • Existing applications for new water service are not processed (Stage IV) • Suspend Processing of Existing Will Serves 	Projected Supplies greater than 54% of Entitlement.

General Notes

1. The District's current water supply entitlements include 68 Acre-ft per year (AFY) of Lake Lopez Water, ~~and~~ 100 AFY of State Water and a 100 AF State Water Drought Buffer, for a total of 168 AF.
2. The District historically has used approximately 80 – 90 AF of water per year.

Revised Draft Plan January 18, 2022 Adopted: May 24, 2016