

AVILA BEACH COMMUNITY SERVICES DISTRICT

Post Office Box 309, Avila Beach, CA. 93424
Meeting Room and Office – 100 San Luis Street, Avila Beach
Telephone (805) 595-2664 FAX (805) 595-7623
e-mail: avilacsd@gmail.com

SPECIAL BOARD MEETING **1:00 PM Tuesday, April 18th, 2023**

**PURSUANT TO THE GOVERNOR'S EXECUTIVE ORDER N-29-20, STAFF AND
PUBLIC MAY PARTICIPATE IN THIS MEETING VIA TELECONFERENCE AND/OR
ELECTRONICALLY.**

ZOOM MEETING: <https://us02web.zoom.us/j/4111787571>

Meeting ID: 411 178 7571

Password: No Password Required.

BY PHONE: 1-669-900-9128

Director Najarian attending via teleconference:
182 San Miguel Street
Avila Beach, CA 93424

In accordance with Government Code Section 54953(b), this agenda will be posted at the above teleconference location and this location will be accessible to the public.

1. CALL TO ORDER: 1:00 P.M.

2. ROLL CALL: Board Members:

Pete Kelley, President
Ara Najarian, Vice President
Kristin Berry, Director
Howie Kennett, Director
John Janowicz, Director

3. PUBLIC COMMENT

Members of the public wishing to comment or bring forward any items concerning District operations **which do not appear on today's agenda** may address the Board now. Please state name and address before addressing the Board and **limit presentations to 3 minutes**. State law does not allow Board action on items not appearing on the agenda.

4. INFORMATION AND DISCUSSION ITEMS

County Reports

1. SLO County Sheriff Department
2. CalFire/County Fire Department

Reports on Attended Conferences, Meetings, and General Communications of District Interest

5. CONSENT ITEMS:

These items are approved with one motion. Directors may briefly discuss any item, or may pull any item, which is then added to the business agenda.

- A. Minutes of February 14th, 2023, Regular Board Meeting
- B. Monthly Financial Review for February and March 2023
- C. General Manager and District Engineer Report
- D. Water and Wastewater Operations Reports for February and March 2023

6. DISCUSSION OF PULLED CONSENT ITEMS

At this time, items pulled for discussion from the Consent Agenda, if any, will be heard.

7. BUSINESS ITEMS: Items where Board action is called for.

- A. Weed Abatement Resolution No 2023-04
(Action Required: Receive Report and Consider Adopting Resolution No. 2022-04 or Provide Other Direction to Staff)
- B. FY 2023/2024 Preliminary Budget
(Action Required: Receive Report and Provide Direction to staff)
- C. Consideration of Request from Avila Beach Fish & Farmers' Market for Sponsorship
(Action Required: Receive Request; Provide Direction to Staff)

8. COMMUNICATIONS/ CORESPONDENCE

At this time, any Director, or Staff, may ask questions for clarification, make any announcements, or report briefly on any activities or suggest items for future agendas.

9. ADJOURN

The next SPECIAL Board meeting will be held on Tuesday, May 9th at 3:00 PM.

Any writing or document pertaining to an open session item on this agenda which is distributed to a majority of the Board after the posting of this agenda will be available for public inspection at the time the subject writing or document is distributed. The writing or document will be available for public review in the District Administration Office, 100 San Luis Street, Avila Beach, CA during normal business hours. Consistent with the Americans with Disabilities Act and California Government Code Section 54954.2 requests for disability related modification or accommodation, including auxiliary aids or services may be made by a person with a disability who requires the modification or accommodation in order to participate at the above referenced public meeting by contacting the District at 805-595-2664.

MINUTES OF SPECIAL BOARD OF DIRECTORS MEETING
Avila Beach Community Services District
Tuesday, February 14th, 2023
3:00 P.M.

ZOOM MEETING: 411 178 7571

Meeting ID: <https://us02web.zoom.us/j/4111787571>

1. CALL TO ORDER

President Kelley called the meeting of the Board of Directors of the Avila Beach Community Services District, to order at 3:04 P.M. on the above date, in the Avila Beach Community Services District Building, 100 San Luis Street, Avila Beach, California.

2. ROLL CALL

Board Members Present	Pete Kelley Kristin Berry John Janowicz Howie Kennett
-----------------------	--

Board Members Absent:	Ara Najarian
-----------------------	--------------

Staff Present:	Brad Hagemann, General Manager and District Engineer Kristi Dibbern, Office Manager
----------------	--

FRM Operations:	Jeff Cedillos, FRM Operations
-----------------	-------------------------------

Legal Counsel:	Not Present
----------------	-------------

Vice President Najarian joined the meeting via Zoom at 3:25 PM from 226 San Miguel Street, Avila Beach.

All directors both assuming and exiting office must file a Form 700 within 30 days of a change of office.

3. PUBLIC COMMENTS

4. INFORMATION AND DISCUSSION ITEMS

A. County Reports

Sheriff's Report: No report.

Cal Fire: Chief Lee attended the meeting and reported 35 calls for service this month, 14 were medically related. Cal Fire reported that pre-fire season clearing on the mountain roads is underway. Davis & Squire Canyon piles of brush will be burned in early Spring. Don't forget to toss out old, expired mediations this month.

B. Conferences, Meetings and General Communications. None

5. CONSENT ITEMS

Director Najarian made a motion to approve the Consent Items. It was seconded by Director Berry and passed with a roll call vote 5-0.

AYES: Ara Najarian
 Kristin Berry
 Howie Kennett
 John Janowicz
 Pete Kelley

NOES: None

ABSENT: None

6. DISCUSSION OF PULLED CONSENT ITEMS: None

7. BUSINESS ITEMS:

A. Mid-Year Budget Review.

GM Hageman summarized the staff report and stated that at the 50% benchmark District income is at 49% and expenses are at 44% of their respective budget amounts. Hagemann anticipates year-end expenses will come in at about 95% of the budgeted amounts. Hagemann responded to Board member questions.

The Board received the Staff Report and no action was taken by the Board.

B. Review District By-Laws.

GM Hagemann summarized the staff report and responded to questions and comments.

Director Najarian made a motion to approve the District By-Laws including Legal Counsel's suggested revisions. The motion was seconded by Director Berry and passed with a roll call vote 5-0.

AYES: Kristin Berry
 Ara Najarian
 Howie Kennett
 John Janowicz
 Pete Kelley

NOES: None

ABSENT: None

COMMUNICATIONS/CORRESPONDENCE.

None

ADJOURNMENT: The meeting was adjourned at 4:00 P.M.

The Board of Directors cancelled the March Regular meeting. The next Special Meeting of the Avila Beach Community Services District is scheduled for Tuesday, April 18th, 2023, at 1:00 PM at 100 San Luis Street, Avila Beach.

These minutes are not official nor a permanent part of the records until approved by the Board of Directors at their next meeting.

Respectfully submitted,

Brad Hagemann, PE
General Manager

AVILA BEACH
COMMUNITY SERVICES DISTRICT
Post Office Box 309, Avila Beach, CA 93424

MEMORANDUM

TO: Board of Directors

FROM: Brad Hagemann, General Manager

DATE: April 18th, 2023

SUBJECT: Monthly Financial Review for February & March

Recommendation:

Receive and file report.

Overall Monthly Summary

During the month of February, the District deposited \$94,320.71 and incurred \$87,554.90 in expenses (cash basis). Water and sewer revenue for the month of February was \$75,077.74. The revenue is relatively low compared to past winter months.

During March the District deposited \$101,008.48 and incurred \$189,239.92 in expenses (cash basis). The March monthly expenses were relatively high due to payment of the second quarter Cal Fire invoice in the amount of \$58,703 and payment of a WWTP project invoice in the amount of \$62,978. Water and sewer revenue for March was \$57,849.82.

Detailed financial reports including a Balance Sheets, Deposits by Fund, Checks by Fund and Profit and Loss Sheets are provided for your information for February and March.

Utility Service Billing

The District billed approximately \$74,165.22 in water and sewer service charges in February and \$57,071.59 in March. Customer Rate Assistance reduced billing charges to the District in the amount of \$837.52 in February and \$778.23 in March.

Operation and Maintenance

The statements for February & March from Fluid Resource Management (FRM) are attached.

Avila Beach Community Services District
Checks by Fund w/Accounts
February 2023

03/08/23

Type	Date	Num	Name	Memo	Account	Amount	Balance
General / Admin							
Check	02/01/2023		Paymenttech	merchant cc fees	5120 · Chase Paymen...	1.02	1.02
Check	02/01/2023		Paymenttech	merchant cc fees	5120 · Chase Paymen...	5.60	6.62
Check	02/02/2023	EFT	GetStreamline.com / Di...	monthly ABCSD Streamline	6170 · Website	200.00	206.62
Check	02/03/2023	EFT	Caltronics Business Sys...		6550 · Operating Sup...	89.59	296.21
Check	02/03/2023		Paymenttech	merchant cc fees	5120 · Chase Paymen...	9.15	305.36
Check	02/06/2023		Paymenttech	merchant cc fees	5120 · Chase Paymen...	1.60	306.96
Check	02/06/2023		American Express Disc...	Amex	5110 · Amex	9.00	315.96
Check	02/08/2023	3421	Nikki Engle Bookkeeping	1/18/23 Bookkeeping	6102 · Accounting	360.00	675.96
Check	02/08/2023	3421	Nikki Engle Bookkeeping	1/25/23 Bookkeeping	6102 · Accounting	240.00	915.96
Check	02/08/2023	3422	CJ Brown & Company ...	State Controllers Report	6103 · Accounting Audit	600.00	1,515.96
Check	02/08/2023	3423	Coastline Cleaning Co.	Office Maintenance Inv. 3218 (Jan 2023)	6542 · Maintenance	165.00	1,680.96
Check	02/08/2023	3423	Coastline Cleaning Co.	Exterior Clean Up of Leaves, Sand and De...	6542 · Maintenance	25.00	1,705.96
Check	02/08/2023	3424	Price, Postel & Parma L...	File. 24425-00001 Inv. 201587 1/26/23	6135 · Legal	184.00	1,889.96
Check	02/08/2023	EFT	Brezden Pest		6542 · Maintenance	70.00	1,959.96
Check	02/08/2023		Paymenttech	merchant cc fees	5120 · Chase Paymen...	3.38	1,963.34
Check	02/08/2023		Paymenttech	merchant cc fees	5120 · Chase Paymen...	1.03	1,964.37
Check	02/08/2023		InvoiceCloud	Invoice Cloud merchant fees	5140 · Invoice Cloud	356.15	2,320.52
Check	02/09/2023		U.S. Postal Service		6142 · Postage & Ship...	10.80	2,331.32
Check	02/09/2023		Paymenttech	merchant cc fees	5120 · Chase Paymen...	2.56	2,333.88
Check	02/10/2023	EFT	Cal Tec Computers	computer repairs	6524 · Equip. Rep. & M...	40.00	2,373.88
Check	02/10/2023		Paymenttech	merchant cc fees	5120 · Chase Paymen...	2.16	2,376.04
Check	02/13/2023		Paymenttech	merchant cc fees	5120 · Chase Paymen...	1.01	2,377.05
Check	02/14/2023	3427	Fluid Resource Manage...	F222475 Fuel Surcharge	6505 · Contract Labor ...	156.60	2,533.65
Check	02/14/2023	3427	Fluid Resource Manage...	F22658 Fuel Surcharge	6505 · Contract Labor ...	83.52	2,617.17
Check	02/14/2023		Paymenttech	merchant cc fees	5120 · Chase Paymen...	1.04	2,618.21
Check	02/14/2023	EFT	Public Employees Retir...	Kristi 1/1 - 1/15/23	2250 · PERS Liability	195.36	2,813.57
Check	02/14/2023	EFT	Public Employees Retir...	Kristi 1/1 - 1/15/23	5256 · PERS Co Pd K...	27.87	2,841.44
Check	02/14/2023	EFT	Public Employees Retir...	Kristi 1/16 - 1/31/23	2250 · PERS Liability	298.84	3,140.28
Check	02/14/2023	EFT	Public Employees Retir...	Kristi 1/16 - 1/31/23	5256 · PERS Co Pd K...	42.13	3,182.41
Check	02/15/2023		Paymenttech	merchant cc fees	5120 · Chase Paymen...	3.34	3,185.75
Check	02/15/2023		Paymenttech	merchant cc fees	5120 · Chase Paymen...	2.07	3,187.82
Check	02/15/2023	EFT	Public Employees Retir...	Kristi 2/1 - 2/15/23	2250 · PERS Liability	269.78	3,457.60
Check	02/15/2023	EFT	Public Employees Retir...	Kristi 2/1 - 2/15/23	5256 · PERS Co Pd K...	38.12	3,495.72
Check	02/17/2023		Paymenttech	merchant cc fees	5120 · Chase Paymen...	1.03	3,496.75
Check	02/21/2023		Paymenttech	merchant cc fees	5120 · Chase Paymen...	1.07	3,497.82
Check	02/21/2023	EFT	PG&E	100 San Luis St.	6590 · Utilities	225.14	3,722.96
Check	02/22/2023	3428	Ultrex	Inv. 3697350 2/13/23	6550 · Operating Sup...	18.14	3,741.10
Check	02/22/2023	3430	Creative Technologies, I...	Customer Number 849 Inv. 7983 2/8/23 ...	6142 · Postage & Ship...	181.39	3,922.49
Check	02/22/2023	3432	Hagemann & Associates	Inv. 1208 2/20/23 1/29/23 - 2/11/23 Con...	6506 · Contract Labor ...	2,550.00	6,472.49
Check	02/23/2023		Paymenttech	merchant cc fees	5120 · Chase Paymen...	7.72	6,480.21

Avila Beach Community Services District
Checks by Fund w/Accounts
February 2023

03/08/23

Type	Date	Num	Name	Memo	Account	Amount	Balance
Check	02/23/2023		Paymenttech	merchant cc fees	5120 · Chase Paymen...	83.86	6,564.07
Check	02/24/2023	EFT	Cal Tec Computers	computer repairs	6524 · Equip. Rep. & Mi...	40.00	6,604.07
Check	02/25/2023	EFT	Spectrum	Acct #: 8245100980033571	6585 · Telephone / Int...	229.95	6,834.02
Total General / Admin						6,834.02	6,834.02
Lights							
Check	02/21/2023	EFT	PG&E	Front St. Lights acct# 5796765606-7	6590 · Utilities	390.57	390.57
Total Lights						390.57	390.57
Sanitary							
Check	02/02/2023	EFT	South County Sanitary ...	Acct. Number 4120-3104357 2 Yd Dumpster	6590 · Utilities	185.91	185.91
Check	02/08/2023	3418	Brenntag Pacific, Inc.	BPI 305346 1/26/23	6503 · Chemicals	793.96	979.87
Check	02/08/2023	3418	Brenntag Pacific, Inc.	BPI 302552 1/12/23	6503 · Chemicals	874.03	1,853.90
Check	02/08/2023	3419	Abalone Coast Analytic...	Statement: 6002 2/1/23	6540 · Lab Tests	4,957.00	6,810.90
Check	02/08/2023	3420	Miners Ace Hardware	Acct: 126380 1/31/23 Operating Supplies	6550 · Operating Sup...	329.29	7,140.19
Check	02/08/2023	3425	Ferguson Enterprises	Inv. #0396232 Customer #830775	6550 · Operating Sup...	653.10	7,793.29
Check	02/14/2023	3426	Brenntag Pacific, Inc.	BPI3450338 2/2/23	6503 · Chemicals	703.87	8,497.16
Check	02/14/2023	3427	Fluid Resource Manage...	F222475 12/31/22	6505 · Contract Labor ...	16,603.46	25,100.62
Check	02/14/2023	3427	Fluid Resource Manage...	A22478 Fire Extinguisher Inspection/ Tubi...	6505 · Contract Labor ...	5,559.82	30,660.44
Check	02/14/2023	3427	Fluid Resource Manage...	A22643 Chemicals	6503 · Chemicals	21.28	30,681.72
Check	02/14/2023	3427	Fluid Resource Manage...	A22527 Scum Pit Alarm Response	6522 · Equip. Rep. & ...	909.16	31,590.88
Check	02/14/2023	3427	Fluid Resource Manage...	A22613 Lift Station Pipework	6522 · Equip. Rep. & ...	1,132.96	32,723.84
Check	02/14/2023	3427	Fluid Resource Manage...	T22540 Plant Expansion Coordination	8245e · WWTP Const...	1,250.00	33,973.84
Check	02/14/2023	3427	Fluid Resource Manage...	T22603 Plath Expansion Coordination	8245e · WWTP Const...	312.50	34,286.34
Check	02/14/2023	3427	Fluid Resource Manage...	W22421 Chlorine Contact Chamber	6522 · Equip. Rep. & ...	2,309.75	36,596.09
Check	02/14/2023	3427	Fluid Resource Manage...	W22432 Recirculation Pump #2	6522 · Equip. Rep. & ...	1,126.97	37,723.06
Check	02/14/2023	3427	Fluid Resource Manage...	W22487 Influent Pump #1 High Level Alarm	6522 · Equip. Rep. & ...	1,393.64	39,116.70
Check	02/14/2023	3427	Fluid Resource Manage...	WW22505 Pump #1 Issues	6522 · Equip. Rep. & ...	387.22	39,503.92
Check	02/15/2023	EFT	AT&T	acct # 287272916182 tablet 805 234-1720	6585 · Telephone / Int...	23.50	39,527.42
Check	02/21/2023	EFT	AT&T	acct # x 0885 Internet	6585 · Telephone / Int...	58.85	39,586.27
Check	02/21/2023	EFT	PG&E	Lift Station acct# 6338432238-2	6590 · Utilities	129.25	39,715.52
Check	02/21/2023	EFT	PG&E	3rd & San Fran St. pump	6590 · Utilities	2,399.35	42,114.87
Check	02/22/2023	3429	Cannon	MBR WWTP Project # 211211 Inv. # 8347...	8245g · WWTP Cann...	12,163.50	54,278.37
Check	02/22/2023	3431	Port San Luis Harbor Di...	Inv. 2023-146 1/31/223 Reimbursement f...	6522 · Equip. Rep. & ...	661.73	54,940.10
Check	02/22/2023	3432	Hagemann & Associates	Contract Labor Sanitary	6507 · Contract Labor ...	1,050.00	55,990.10
Total Sanitary						55,990.10	55,990.10

03/08/23

Avila Beach Community Services District
Checks by Fund w/Accounts
 February 2023

Type	Date	Num	Name	Memo	Account	Amount	Balance
Water							
Check	02/14/2023	3427	Fluid Resource Manage...	F222475 12/31/22	6505 · Contract Labor ...	5,559.82	5,559.82
Check	02/14/2023	3427	Fluid Resource Manage...	A22476 Operating Supplies Water System	6505 · Contract Labor ...	16,603.46	22,163.28
Check	02/14/2023	3427	Fluid Resource Manage...	A22549 Line Leak between Secondary & F...	6524 · Equip. Rep. & M...	581.89	22,745.17
Check	02/14/2023	3427	Fluid Resource Manage...	W22628 Water Leak San Fran. Street	6524 · Equip. Rep. & M...	493.98	23,239.15
Check	02/21/2023	EFT	PG&E	1717 Cave Landing Rd.	6590 · Utilities	201.06	23,440.21
Check	02/22/2023	3432	Hagemann & Associates	Contract Labor Water	6507 · Contract Labor ...	900.00	24,340.21
Total Water						24,340.21	24,340.21
TOTAL						87,554.90	87,554.90

Avila Beach Community Services District
Deposits by Fund
February 2023

03/08/23

Type	Date	Memo	Split	Amount	Balance
General / Admin					
Deposit	02/01/2023	TCF FY 23 DEC ME - IMPR # 1 - Gen . 70, Water .25, Lights	1010 · Pacific Prem...	-9,758.47	-9,758.47
Total General / Admin				-9,758.47	-9,758.47
Lights					
Deposit	02/01/2023	TCF FY 23 DEC ME - IMPR # 1 - Gen . 70, Water .25, Lights	1010 · Pacific Prem...	-697.03	-697.03
Total Lights				-697.03	-697.03
Sanitary					
Deposit	02/01/2023	Sani Rec	1010 · Pacific Prem...	-1,349.72	-1,349.72
Deposit	02/01/2023	Rate Assistance	1010 · Pacific Prem...	4.73	-1,344.99
Deposit	02/01/2023	Other 1	1010 · Pacific Prem...	0.00	-1,344.99
Deposit	02/01/2023	Other 2	1010 · Pacific Prem...	0.00	-1,344.99
Deposit	02/01/2023	TCF FY 23 DEC ME - Waste	1010 · Pacific Prem...	-14,201.75	-15,546.74
Deposit	02/02/2023	Sani Rec	1010 · Pacific Prem...	-154.11	-15,700.85
Deposit	02/02/2023	Rate Assistance	1010 · Pacific Prem...	10.27	-15,690.58
Deposit	02/02/2023	Other 1	1010 · Pacific Prem...	0.00	-15,690.58
Deposit	02/02/2023	Other 2	1010 · Pacific Prem...	0.00	-15,690.58
Deposit	02/03/2023	Sani Rec	1010 · Pacific Prem...	-140.25	-15,830.83
Deposit	02/03/2023	Rate Assistance	1010 · Pacific Prem...	1.96	-15,828.87
Deposit	02/03/2023	Other 1	1010 · Pacific Prem...	0.00	-15,828.87
Deposit	02/03/2023	Other 2	1010 · Pacific Prem...	-5.52	-15,834.39
Deposit	02/04/2023	Sani Rec	1010 · Pacific Prem...	-500.61	-16,335.00
Deposit	02/04/2023	Rate Assistance	1010 · Pacific Prem...	4.73	-16,330.27
Deposit	02/04/2023	Other 1	1010 · Pacific Prem...	0.00	-16,330.27
Deposit	02/04/2023	Other 2	1010 · Pacific Prem...	0.00	-16,330.27
Deposit	02/05/2023	Sani Rec	1010 · Pacific Prem...	-98.67	-16,428.94
Deposit	02/05/2023	Rate Assistance	1010 · Pacific Prem...	7.50	-16,421.44
Deposit	02/05/2023	Other 1	1010 · Pacific Prem...	0.00	-16,421.44
Deposit	02/05/2023	Other 2	1010 · Pacific Prem...	0.00	-16,421.44
Deposit	02/06/2023	Sani Rec	1010 · Pacific Prem...	-153.31	-16,574.75
Deposit	02/06/2023	Rate Assistance	1010 · Pacific Prem...	0.00	-16,574.75
Deposit	02/06/2023	Other 1	1010 · Pacific Prem...	0.00	-16,574.75
Deposit	02/06/2023	Other 2	1010 · Pacific Prem...	0.00	-16,574.75
Deposit	02/07/2023	Sani Rec	1010 · Pacific Prem...	-373.90	-16,948.65

Avila Beach Community Services District
Deposits by Fund
February 2023

03/08/23

Type	Date	Memo	Split	Amount	Balance
Deposit	02/07/2023	Rate Assistance	1010 · Pacific Prem...	0.00	-16,948.65
Deposit	02/07/2023	Other 1	1010 · Pacific Prem...	0.00	-16,948.65
Deposit	02/07/2023	Other 2	1010 · Pacific Prem...	-227.59	-17,176.24
Deposit	02/08/2023	Sani Rec	1010 · Pacific Prem...	-831.02	-18,007.26
Deposit	02/08/2023	Rate Assistance	1010 · Pacific Prem...	28.04	-17,979.22
Deposit	02/08/2023	Other 1	1010 · Pacific Prem...	0.00	-17,979.22
Deposit	02/08/2023	Other 2	1010 · Pacific Prem...	10.89	-17,968.33
Deposit	02/09/2023	Sani Rec	1010 · Pacific Prem...	-201.01	-18,169.34
Deposit	02/09/2023	Rate Assistance	1010 · Pacific Prem...	10.27	-18,159.07
Deposit	02/09/2023	Other 1	1010 · Pacific Prem...	0.00	-18,159.07
Deposit	02/09/2023	Other 2	1010 · Pacific Prem...	0.00	-18,159.07
Deposit	02/10/2023	Sani Rec	1010 · Pacific Prem...	-83.78	-18,242.85
Deposit	02/10/2023	Rate Assistance	1010 · Pacific Prem...	0.00	-18,242.85
Deposit	02/10/2023	Other 1	1010 · Pacific Prem...	0.00	-18,242.85
Deposit	02/10/2023	Other 2	1010 · Pacific Prem...	0.00	-18,242.85
Deposit	02/12/2023	Sani Rec	1010 · Pacific Prem...	-179.43	-18,422.28
Deposit	02/12/2023	Rate Assistance	1010 · Pacific Prem...	0.00	-18,422.28
Deposit	02/12/2023	Other 1	1010 · Pacific Prem...	0.00	-18,422.28
Deposit	02/12/2023	Other 2	1010 · Pacific Prem...	0.00	-18,422.28
Deposit	02/13/2023	Sani Rec	1010 · Pacific Prem...	-210.50	-18,632.78
Deposit	02/13/2023	Rate Assistance	1010 · Pacific Prem...	0.00	-18,632.78
Deposit	02/13/2023	Other 1	1010 · Pacific Prem...	0.00	-18,632.78
Deposit	02/13/2023	Other 2	1010 · Pacific Prem...	0.00	-18,632.78
Deposit	02/14/2023	Sani Rec	1010 · Pacific Prem...	-9,544.42	-28,177.20
Deposit	02/14/2023	Rate Assistance	1010 · Pacific Prem...	40.29	-28,136.91
Deposit	02/14/2023	Other 1	1010 · Pacific Prem...	63.24	-28,073.67
Deposit	02/14/2023	Other 2	1010 · Pacific Prem...	566.34	-27,507.33
Deposit	02/15/2023	Sani Rec	1010 · Pacific Prem...	-232.03	-27,739.36
Deposit	02/15/2023	Rate Assistance	1010 · Pacific Prem...	21.69	-27,717.67
Deposit	02/15/2023	Other 1	1010 · Pacific Prem...	-42.00	-27,759.67
Deposit	02/15/2023	Other 2	1010 · Pacific Prem...	-8.87	-27,768.54
Deposit	02/16/2023	Sani Rec	1010 · Pacific Prem...	-1,041.17	-28,809.71
Deposit	02/16/2023	Rate Assistance	1010 · Pacific Prem...	33.92	-28,775.79
Deposit	02/16/2023	Other 1	1010 · Pacific Prem...		-28,775.79
Deposit	02/16/2023	Other 2	1010 · Pacific Prem...	-61.86	-28,837.65
Deposit	02/17/2023	Sani Rec	1010 · Pacific Prem...	-222.76	-29,060.41

Avila Beach Community Services District
Deposits by Fund
 February 2023

03/08/23

Type	Date	Memo	Split	Amount	Balance
Deposit	02/17/2023	Rate Assistance	1010 · Pacific Prem...	0.00	-29,060.41
Deposit	02/17/2023	Other 1	1010 · Pacific Prem...	0.00	-29,060.41
Deposit	02/17/2023	Other 2	1010 · Pacific Prem...	0.00	-29,060.41
Deposit	02/18/2023	Sani Rec	1010 · Pacific Prem...	-10,798.55	-39,858.96
Deposit	02/18/2023	Rate Assistance	1010 · Pacific Prem...	47.64	-39,811.32
Deposit	02/18/2023	Other 1	1010 · Pacific Prem...	0.00	-39,811.32
Deposit	02/18/2023	Other 2	1010 · Pacific Prem...	0.00	-39,811.32
Deposit	02/21/2023	Sani Rec	1010 · Pacific Prem...	-33.44	-39,844.76
Deposit	02/21/2023	Rate Assistance	1010 · Pacific Prem...	4.73	-39,840.03
Deposit	02/21/2023	Other 1	1010 · Pacific Prem...	0.00	-39,840.03
Deposit	02/21/2023	Other 2	1010 · Pacific Prem...	0.00	-39,840.03
Deposit	02/22/2023	Sani Rec	1010 · Pacific Prem...	-919.67	-40,759.70
Deposit	02/22/2023	Rate Assistance	1010 · Pacific Prem...	22.51	-40,737.19
Deposit	02/22/2023	Other 1	1010 · Pacific Prem...	0.00	-40,737.19
Deposit	02/22/2023	Other 2	1010 · Pacific Prem...	203.09	-40,534.10
Deposit	02/23/2023	Community Park Restrooms 12/24/22 - 1/26/23	1010 · Pacific Prem...	-229.49	-40,763.59
Deposit	02/24/2023	Sani Rec	1010 · Pacific Prem...	-47.30	-40,810.89
Deposit	02/24/2023	Rate Assistance	1010 · Pacific Prem...	7.50	-40,803.39
Deposit	02/24/2023	Other 1	1010 · Pacific Prem...	0.00	-40,803.39
Deposit	02/24/2023	Other 2	1010 · Pacific Prem...	0.00	-40,803.39
Deposit	02/27/2023	Sani Rec	1010 · Pacific Prem...	-3,238.40	-44,041.79
Deposit	02/27/2023	Rate Assistance	1010 · Pacific Prem...	6.69	-44,035.10
Deposit	02/27/2023	Other 1	1010 · Pacific Prem...	0.00	-44,035.10
Deposit	02/27/2023	Other 2	1010 · Pacific Prem...	0.00	-44,035.10
Deposit	02/27/2023	2/23/22 Booked separately Community Park Restrooms 12/24/...	1010 · Pacific Prem...	229.49	-43,805.61
Deposit	02/28/2023	Sani Rec	1010 · Pacific Prem...	-23.65	-43,829.26
Deposit	02/28/2023	Rate Assistance	1010 · Pacific Prem...	0.00	-43,829.26
Deposit	02/28/2023	Other 1	1010 · Pacific Prem...	47.00	-43,782.26
Deposit	02/28/2023	Other 2	1010 · Pacific Prem...	14.94	-43,767.32
Deposit	02/28/2023	\$ 816.11 BALANCE ADJ CCS	1010 · Pacific Prem...	-408.05	-44,175.37
Total Sanitary				-44,175.37	-44,175.37

Avila Beach Community Services District
Deposits by Fund
February 2023

03/08/23

Type	Date	Memo	Split	Amount	Balance
Solid Waste					
Deposit	02/14/2023	Waste Connections Franchise Fee SW	1010 · Pacific Prem...	-2,612.84	-2,612.84
Total Solid Waste					
Water					
Deposit	02/01/2023	Water Rec	1010 · Pacific Prem...	-680.31	-680.31
Deposit	02/01/2023	Rate Assistance	1010 · Pacific Prem...	10.70	-669.61
Deposit	02/01/2023	Other 1	1010 · Pacific Prem...	0.00	-669.61
Deposit	02/01/2023	Other 2	1010 · Pacific Prem...	0.00	-669.61
Deposit	02/01/2023	TCF FY 23 DEC ME - IMPR # 1 - Gen . 70, Water .25, Lights	1010 · Pacific Prem...	-3,485.17	-4,154.78
Deposit	02/02/2023	Water Rec	1010 · Pacific Prem...	-185.58	-4,340.36
Deposit	02/02/2023	Rate Assistance	1010 · Pacific Prem...	12.37	-4,327.99
Deposit	02/02/2023	Other 1	1010 · Pacific Prem...	0.00	-4,327.99
Deposit	02/02/2023	Other 2	1010 · Pacific Prem...	0.00	-4,327.99
Deposit	02/03/2023	Water Rec	1010 · Pacific Prem...	0.00	-4,327.99
Deposit	02/03/2023	Rate Assistance	1010 · Pacific Prem...	-181.40	-4,509.39
Deposit	02/03/2023	Other 1	1010 · Pacific Prem...	9.86	-4,499.53
Deposit	02/03/2023	Other 2	1010 · Pacific Prem...	0.00	-4,499.53
Deposit	02/03/2023	Water Rec	1010 · Pacific Prem...	0.00	-4,499.53
Deposit	02/04/2023	Rate Assistance	1010 · Pacific Prem...	-470.40	-4,969.93
Deposit	02/04/2023	Other 1	1010 · Pacific Prem...	10.70	-4,959.23
Deposit	02/04/2023	Other 2	1010 · Pacific Prem...	0.00	-4,959.23
Deposit	02/04/2023	Water Rec	1010 · Pacific Prem...	0.00	-4,959.23
Deposit	02/05/2023	Rate Assistance	1010 · Pacific Prem...	-168.86	-5,128.09
Deposit	02/05/2023	Other 1	1010 · Pacific Prem...	11.54	-5,116.55
Deposit	02/05/2023	Other 2	1010 · Pacific Prem...	0.00	-5,116.55
Deposit	02/05/2023	Water Rec	1010 · Pacific Prem...	0.00	-5,116.55
Deposit	02/06/2023	Rate Assistance	1010 · Pacific Prem...	-185.58	-5,302.13
Deposit	02/06/2023	Other 1	1010 · Pacific Prem...	0.00	-5,302.13
Deposit	02/06/2023	Other 2	1010 · Pacific Prem...	0.00	-5,302.13
Deposit	02/07/2023	Water Rec	1010 · Pacific Prem...	0.00	-5,302.13
Deposit	02/07/2023	Rate Assistance	1010 · Pacific Prem...	-635.91	-5,938.04
Deposit	02/07/2023	Other 1	1010 · Pacific Prem...	0.00	-5,938.04
Deposit	02/07/2023	Other 2	1010 · Pacific Prem...	0.00	-5,938.04
Deposit	02/08/2023	Water Rec	1010 · Pacific Prem...	-2,356.55	-8,294.59

**Avila Beach Community Services District
Deposits by Fund
February 2023**

03/08/23

Type	Date	Memo	Split	Amount	Balance
Deposit	02/08/2023	Rate Assistance	1010 · Pacific Prem...	36.28	-8,258.31
Deposit	02/08/2023	Other 1	1010 · Pacific Prem...	0.00	-8,258.31
Deposit	02/08/2023	Other 2	1010 · Pacific Prem...	0.00	-8,258.31
Deposit	02/09/2023	Water Rec	1010 · Pacific Prem...	-292.58	-8,550.89
Deposit	02/09/2023	Rate Assistance	1010 · Pacific Prem...	12.37	-8,538.52
Deposit	02/09/2023	Other 1	1010 · Pacific Prem...	0.00	-8,538.52
Deposit	02/09/2023	Other 2	1010 · Pacific Prem...	0.00	-8,538.52
Deposit	02/10/2023	Water Rec	1010 · Pacific Prem...	-209.82	-8,748.34
Deposit	02/10/2023	Rate Assistance	1010 · Pacific Prem...	0.00	-8,748.34
Deposit	02/10/2023	Other 1	1010 · Pacific Prem...	0.00	-8,748.34
Deposit	02/10/2023	Other 2	1010 · Pacific Prem...	0.00	-8,748.34
Deposit	02/12/2023	Water Rec	1010 · Pacific Prem...	-201.78	-8,950.12
Deposit	02/12/2023	Rate Assistance	1010 · Pacific Prem...	0.00	-8,950.12
Deposit	02/12/2023	Other 1	1010 · Pacific Prem...	0.00	-8,950.12
Deposit	02/12/2023	Other 2	1010 · Pacific Prem...	0.00	-8,950.12
Deposit	02/13/2023	Water Rec	1010 · Pacific Prem...	-347.41	-9,297.53
Deposit	02/13/2023	Rate Assistance	1010 · Pacific Prem...	0.00	-9,297.53
Deposit	02/13/2023	Other 1	1010 · Pacific Prem...	0.00	-9,297.53
Deposit	02/13/2023	Other 2	1010 · Pacific Prem...	0.00	-9,297.53
Deposit	02/14/2023	Water Rec	1010 · Pacific Prem...	-6,560.12	-15,857.65
Deposit	02/14/2023	Rate Assistance	1010 · Pacific Prem...	58.52	-15,799.13
Deposit	02/14/2023	Other 1	1010 · Pacific Prem...	0.00	-15,799.13
Deposit	02/14/2023	Other 2	1010 · Pacific Prem...	0.00	-15,799.13
Deposit	02/15/2023	Water Rec	1010 · Pacific Prem...	-633.46	-16,432.59
Deposit	02/15/2023	Rate Assistance	1010 · Pacific Prem...	43.64	-16,388.95
Deposit	02/15/2023	Other 1	1010 · Pacific Prem...	0.00	-16,388.95
Deposit	02/15/2023	Other 2	1010 · Pacific Prem...	0.00	-16,388.95
Deposit	02/16/2023	Water Rec	1010 · Pacific Prem...	-1,628.85	-18,017.80
Deposit	02/16/2023	Rate Assistance	1010 · Pacific Prem...	65.87	-17,951.93
Deposit	02/16/2023	Other 1	1010 · Pacific Prem...	0.00	-17,951.93
Deposit	02/16/2023	Other 2	1010 · Pacific Prem...	0.00	-17,951.93
Deposit	02/17/2023	Water Rec	1010 · Pacific Prem...	-239.08	-18,191.01
Deposit	02/17/2023	Rate Assistance	1010 · Pacific Prem...	0.00	-18,191.01
Deposit	02/17/2023	Other 1	1010 · Pacific Prem...	0.00	-18,191.01
Deposit	02/17/2023	Other 2	1010 · Pacific Prem...	0.00	-18,191.01
Deposit	02/18/2023	Water Rec	1010 · Pacific Prem...	-12,462.39	-30,653.40

Avila Beach Community Services District
Deposits by Fund
February 2023

03/08/23

Type	Date	Memo	Split	Amount	Balance
Deposit	02/18/2023	Rate Assistance	1010 · Pacific Prem...	71.31	-30,582.09
Deposit	02/18/2023	Other 1	1010 · Pacific Prem...	0.00	-30,582.09
Deposit	02/18/2023	Other 2	1010 · Pacific Prem...	0.00	-30,582.09
Deposit	02/21/2023	Water Rec	1010 · Pacific Prem...	-102.82	-30,684.91
Deposit	02/21/2023	Rate Assistance	1010 · Pacific Prem...	10.70	-30,674.21
Deposit	02/21/2023	Other 1	1010 · Pacific Prem...	0.00	-30,674.21
Deposit	02/21/2023	Other 2	1010 · Pacific Prem...	0.00	-30,674.21
Deposit	02/22/2023	Water Rec	1010 · Pacific Prem...	-1,589.98	-32,264.19
Deposit	02/22/2023	Rate Assistance	1010 · Pacific Prem...	36.17	-32,228.02
Deposit	02/22/2023	Other 1	1010 · Pacific Prem...	0.00	-32,228.02
Deposit	02/22/2023	Other 2	1010 · Pacific Prem...	0.00	-32,228.02
Deposit	02/23/2023	San Juan Irrigation 12/24/22 - 1/26/23	1010 · Pacific Prem...	-514.96	-32,742.98
Deposit	02/23/2023	Front Street Irrigation 12/24/22 - 1/26/23	1010 · Pacific Prem...	-142.34	-32,885.32
Deposit	02/23/2023	Community Park Restrooms 12/24/22 - 1/26/23	1010 · Pacific Prem...	-166.38	-33,051.70
Deposit	02/24/2023	Water Rec	1010 · Pacific Prem...	-107.00	-33,158.70
Deposit	02/24/2023	Rate Assistance	1010 · Pacific Prem...	11.54	-33,147.16
Deposit	02/24/2023	Other 1	1010 · Pacific Prem...	0.00	-33,147.16
Deposit	02/24/2023	Other 2	1010 · Pacific Prem...	0.00	-33,147.16
Deposit	02/27/2023	Water Rec	1010 · Pacific Prem...	-4,312.52	-37,459.68
Deposit	02/27/2023	Rate Assistance	1010 · Pacific Prem...	20.56	-37,439.12
Deposit	02/27/2023	Other 1	1010 · Pacific Prem...	0.00	-37,439.12
Deposit	02/27/2023	Other 2	1010 · Pacific Prem...	0.00	-37,439.12
Deposit	02/27/2023	2/23/22 Booked separately San Juan Irrigation 12/24/22 - 1/26/...	1010 · Pacific Prem...	514.96	-36,924.16
Deposit	02/27/2023	2/23/22 Booked separately Front Street Irrigation 12/24/22 - 1/...	1010 · Pacific Prem...	142.34	-36,781.82
Deposit	02/27/2023	2/23/22 Booked separately Community Park Restrooms 12/24/...	1010 · Pacific Prem...	166.38	-36,615.44
Deposit	02/28/2023	Water Rec	1010 · Pacific Prem...	-53.50	-36,668.94
Deposit	02/28/2023	Rate Assistance	1010 · Pacific Prem...	0.00	-36,668.94
Deposit	02/28/2023	Other 1	1010 · Pacific Prem...	0.00	-36,668.94
Deposit	02/28/2023	Other 2	1010 · Pacific Prem...	0.00	-36,668.94
Deposit	02/28/2023	\$ 816.11 BALANCE ADJ Ccs	1010 · Pacific Prem...	-408.06	-37,077.00
Total Water				-37,077.00	-37,077.00
TOTAL				-94,320.71	-94,320.71

Avila Beach Community Services District
Balance Sheet
As of February 28, 2023

	<u>Feb 28, 23</u>
ASSETS	
Current Assets	
Checking/Savings	
1000 · Cash Summary	
1005 · Customer Cash	1,025.66
1008 · Petty Cash	45.48
1010 · Pacific Premier Checking	967,799.57
1050 · LAIF	3,879,729.17
1060 · US Bank MM WWTP	241,914.90
Total 1000 · Cash Summary	<u>5,090,514.78</u>
Total Checking/Savings	<u>5,090,514.78</u>
Accounts Receivable	
1200 · *Accounts Receivable	107,177.00
Total Accounts Receivable	<u>107,177.00</u>
Other Current Assets	
1250 · Receivables	
1255 · Interest Receivable	7,280.62
1270 · Taxes Receivable	57,104.14
1280 · Water & Sewer Billings	123,038.52
Total 1250 · Receivables	<u>187,423.28</u>
1400 · Prepaid Summary	
1410 · Prepaid Insurance	8,186.46
Total 1400 · Prepaid Summary	<u>8,186.46</u>
Total Other Current Assets	<u>195,609.74</u>
Total Current Assets	<u>5,393,301.52</u>
Fixed Assets	
1600 · Fixed Assets & Acc. Depr.	
1605 · Office Equipment	
1606 · Copier Samsung 2012	8,233.58
1609 · Office Equipment Accum Depr	-16,373.00
Total 1605 · Office Equipment	<u>-8,139.42</u>

Avila Beach Community Services District
Balance Sheet
As of February 28, 2023

	<u>Feb 28, 23</u>
1610 · Fixed Asset -Office & Admin.	
1612 · Office Furniture cost	4,526.21
1614 · Office Furniture Accum Dep.	<u>-4,526.21</u>
Total 1610 · Fixed Asset -Office & Ad...	0.00
1620 · Fixed Assets - Sanitary	
1622 · Land	60,334.10
1626 · Collection Assets	
1627 · Collection Assets Cost	1,517,267.58
1628 · Collect Assets Accum Depr	<u>-593,752.02</u>
Total 1626 · Collection Assets	923,515.56
1630 · Disposal Equipment	
1631 · Disposal Equip Cost	611,174.66
1632 · Disposal Equip Accum Depr	<u>-376,478.88</u>
Total 1630 · Disposal Equipment	234,695.78
1634 · Other Equipment	
1634a · Other Equipment Cost	<u>6,973.40</u>
Total 1634 · Other Equipment	6,973.40
1635 · Treatment Plant	
1636 · Treatment Plant Original	105,000.00
1637 · Treatment Plant Addition	2,049,098.30
1638 · Treatment Plant Accum Dep	<u>-1,519,694.40</u>
Total 1635 · Treatment Plant	634,403.90
1642 · Treatment Equipment	
1643 · Treatment Equip Cost	1,087,410.54
1644 · Treatment Equip Accum D...	-787,343.49
1642 · Treatment Equipment - Oth...	<u>205,485.61</u>
Total 1642 · Treatment Equipment	<u>505,552.66</u>
Total 1620 · Fixed Assets - Sanitary	2,365,475.40
1650 · Fixed Assets - Water	
1652 · Equipment	
1653 · Equipment Cost	21,136.28
1654 · Equipment Accum Depr	<u>-21,136.28</u>
Total 1652 · Equipment	0.00

Avila Beach Community Services District
Balance Sheet
As of February 28, 2023

	<u>Feb 28, 23</u>
1656 · Distribution Assets	
1657 · Distribution Assets Cost	1,270,572.25
1658 · Dist Assets Accum Depr	<u>-755,498.34</u>
Total 1656 · Distribution Assets	<u>515,073.91</u>
Total 1650 · Fixed Assets - Water	515,073.91
1680 · Structures - Fixed Asset	
1681 · Structures GFAAG - Sani & FA	164,414.58
1682 · Gen / Fire Accum Dep	<u>-109,252.42</u>
Total 1680 · Structures - Fixed Asset	55,162.16
1690 · Construction in Progress	<u>2,220,035.96</u>
Total 1600 · Fixed Assets & Acc. Depr.	<u>5,147,608.01</u>
Total Fixed Assets	5,147,608.01
Other Assets	
1800 · Deferred Outflows of Resources	<u>28,724.00</u>
Total Other Assets	<u>28,724.00</u>
TOTAL ASSETS	<u><u>10,569,633.53</u></u>
LIABILITIES & EQUITY	
Liabilities	
Current Liabilities	
Accounts Payable	
2100 · Accounts Payable	<u>193,478.86</u>
Total Accounts Payable	193,478.86
Other Current Liabilities	
2200 · Payroll Liabilities	
2255 · Accrued Interest FB Auditor	71,347.50
2201 · Accrued Payroll	2,540.00
2260 · Vacation Payable	3,791.40
2262 · Sick Pay Accrued	2,308.92
2250 · PERS Liability	<u>206.98</u>
Total 2200 · Payroll Liabilities	80,194.80

11:16 AM
03/08/23
Accrual Basis

Avila Beach Community Services District
Balance Sheet
As of February 28, 2023

	<u>Feb 28, 23</u>
2300 · Deposits Held	
2303 · Water Deposits Held	6,430.00
Total 2300 · Deposits Held	6,430.00
Total Other Current Liabilities	86,624.80
Total Current Liabilities	280,103.66
Long Term Liabilities	
2400 · Net Pension Liability	92,927.00
2450 · U.S. Bank Loan WWTP	2,814,183.01
2500 · Deferred Inflows of Resources	86,221.00
2999 · Unbalanced Classes	-3,992,989.31
Total Long Term Liabilities	-999,658.30
Total Liabilities	-719,554.64
Equity	
3900 · Retained Earnings	12,342,527.65
Net Income	-1,053,339.48
Total Equity	11,289,188.17
TOTAL LIABILITIES & EQUITY	10,569,633.53

Avila Beach Community Services District
Profit & Loss
February 2023

	<u>Feb 23</u>
Ordinary Income/Expense	
Income	
4000 · Income Summary	
4010 · Operating Revenue	75,077.74
4012 · Solid Waste Franchise Fee	2,612.84
4030 · County Taxes	28,142.42
4050 · Harbor Charges	
4052 · Front Street Lighting	251.00
4053 · WWTP O&M	85,716.00
	<u>85,967.00</u>
Total 4050 · Harbor Charges	85,967.00
	<u>191,800.00</u>
Total 4000 · Income Summary	191,800.00
	<u>191,800.00</u>
Total Income	191,800.00
	<u>191,800.00</u>
Gross Profit	191,800.00
	<u>191,800.00</u>
Expense	
5100 · Merchant Credit Card Fees	
5110 · Amex	9.00
5120 · Chase Paymentech	127.64
5140 · Invoice Cloud	356.15
	<u>492.79</u>
Total 5100 · Merchant Credit Card Fees	492.79
5200 · Payroll Expenses	
5210 · Gross Wages	
5211 · Regular Pay	3,218.67
5012 · Holiday Pay	223.26
5014 · Sick Pay	0.00
5016 · Vacation Pay	372.10
	<u>3,814.03</u>
Total 5210 · Gross Wages	3,814.03
5230 · Payroll Taxes	102.85
5240 · Health & Medical Exp.	
5242 · Health Ins / Other	800.00
	<u>800.00</u>
Total 5240 · Health & Medical Exp.	800.00
5250 · PERS Company Pd Expense	
5256 · PERS Co Pd Kristi	346.50
	<u>346.50</u>
Total 5250 · PERS Company Pd Expe...	346.50

Avila Beach Community Services District
Profit & Loss
February 2023

	<u>Feb 23</u>
5280 · Payroll Administration & Misc.	114.32
Total 5200 · Payroll Expenses	5,177.70
6000 · Administrative Overheads	
6102 · Accounting	600.00
6103 · Accounting Audit	600.00
6135 · Legal	184.00
6140 · Office Supplies & Postage	
6142 · Postage & Shipping	192.19
Total 6140 · Office Supplies & Postage	192.19
6150 · Rate Assistance	837.52
6170 · Website	200.00
Total 6000 · Administrative Overheads	2,613.71
6500 · Operating Expenses	
6503 · Chemicals	2,393.14
6505 · Contract Labor O & M	44,566.68
6506 · Contract Labor GM	2,550.00
6507 · Contract Labor Civil Engineer	1,950.00
6520 · Equipment Repair & Maint.	
6522 · Equip. Rep. & Maint-Avila & HD	7,921.43
6524 · Equip. Rep. & Maint. Avila Only	1,155.87
Total 6520 · Equipment Repair & Maint.	9,077.30
6535 · Insurance P/L	2,034.74
6540 · Lab Tests	4,957.00
6542 · Maintenance	260.00
6550 · Operating Supplies	1,090.12
6585 · Telephone / Internet	312.30
6590 · Utilities	3,531.28
Total 6500 · Operating Expenses	72,722.56
Total Expense	81,006.76
Net Ordinary Income	110,793.24

	<u>Feb 23</u>
Other Income/Expense	
Other Income	
7200 · Non-Operating Income	
7220 · CIP Harbor	102,189.00
Total 7200 · Non-Operating Income	<u>102,189.00</u>
Total Other Income	102,189.00
Other Expense	
8200 · Non-Operating Expenses	
8230 · Capital Purchases in Prog Sani	
8245 · WWTP Improvement Project	
8245e · WWTP Construction	1,562.50
8245g · WWTP Cannon CM Services	12,163.50
Total 8245 · WWTP Improvement Proj...	<u>13,726.00</u>
Total 8230 · Capital Purchases in Prog ...	<u>13,726.00</u>
Total 8200 · Non-Operating Expenses	<u>13,726.00</u>
Total Other Expense	<u>13,726.00</u>
Net Other Income	<u>88,463.00</u>
Net Income	<u><u>199,256.24</u></u>



FLUID RESOURCE MANAGEMENT

OPERATIONS . MAINTENANCE . MECHANICAL
 2385 Precision Drive
 Arroyo Grande, CA 93420

Statement

Date

3/2/23

Phone # 805.597.7100 Fax # 805.597.7171

California Certified Small Business #1120142

To:

Avila Beach Community Services District
 P.O. Box 309
 100 San Luis Street
 Avila Beach, CA 93424

Amount Due	Amount Enc.
\$28,694.68	

Date	Transaction	Amount	Balance		
02/28/23	348F11001 Monthly OPS/Maint- INV #F22715. Orig. Amount \$22,257.24.	22,257.24	22,257.24		
02/13/23	348F11001 Monthly OPS/Maint:348FW11001 Water:348AW17001 Add Services water- INV #A22707. Orig. Amount \$352.98.	352.98	22,610.22		
02/13/23	348F11001 Monthly OPS/Maint:348FWW11001 Wastewater:348AWW17002 Add Services Wastewater- INV #A22644. Orig. Amount \$1,542.69.	1,542.69	24,152.91		
02/14/23	348TWW21001 Plant Expansion Coordination- INV #T22647. Orig. Amount \$1,237.50.	1,237.50	25,390.41		
02/22/23	W22651 Emergency Response- INV #W22651. Orig. Amount \$1,465.48.	1,465.48	26,855.89		
02/28/23	W22711 Install filter and replaced poly t- INV #W22711. Orig. Amount \$1,838.79.	1,838.79	28,694.68		
CURRENT	1-30 DAYS PAST DUE	31-60 DAYS PAST DUE	61-90 DAYS PAST DUE	OVER 90 DAYS PAST DUE	Amount Due
28,694.68	0.00	0.00	0.00	0.00	\$28,694.68

Avila Beach Community Services District
Checks by Fund w/Accounts
 March 2023

04/05/23

Type	Date	Num	Name	Memo	Account	Amount	Balance
General / Admin							
Check	03/02/2023	EFT	GetStreamline.com / Di...	monthly ABCSD Streamline	6170 · Website	200.00	200.00
Check	03/03/2023		Paymenttech	merchant cc fees	5120 · Chase Paymen...	9.45	209.45
Check	03/06/2023		American Express Disc...	Amex	5110 · Amex	9.00	218.45
Check	03/07/2023	3434	Hagemann & Associates	Contract Labor GM Inv. 1209 Feb 12th - F...	6506 · Contract Labor ...	3,750.00	3,968.45
Check	03/07/2023	3435	Nikki Engle Bookkeeping	2/21/23 Bookkeeping Inv. 3271	6102 · Accounting	240.00	4,208.45
Check	03/07/2023	3440	Coastline Cleaning Co.	Office Maintenance Inv. 3235 (Feb 2023)	6542 · Maintenance	165.00	4,373.45
Check	03/07/2023	3440	Coastline Cleaning Co.	Exterior Clean Up of Leaves, Sand and De...	6542 · Maintenance	25.00	4,398.45
Check	03/07/2023	3443	California Rural Water ...	2023 Membership Renewal	6120 · Dues & Subscri...	601.00	4,999.45
Check	03/07/2023	3445	Nikki Engle Bookkeeping	2/15/23 Bookkeeping Inv. 3266	6102 · Accounting	780.00	5,779.45
Check	03/07/2023	3446	Perez Gardening Service	Inv. 30337 2/15/23 Office Feb	6542 · Maintenance	47.25	5,826.70
Check	03/07/2023	3447	Price, Postal & Parma L...	File. 24425-00001 Inv. 202273 2/23/23 (By...	6135 · Legal	138.00	5,964.70
Check	03/07/2023		Paymenttech	merchant cc fees	5120 · Chase Paymen...	2.57	5,967.27
Check	03/07/2023		InvoiceCloud	Invoice Cloud merchant fees	5140 · Invoice Cloud	301.51	6,268.78
Check	03/07/2023	EFT	Brezden Pest		6542 · Maintenance	70.00	6,338.78
Check	03/08/2023		Paymenttech	merchant cc fees	5120 · Chase Paymen...	2.92	6,341.70
Check	03/08/2023		Paymenttech	merchant cc fees	5120 · Chase Paymen...	10.52	6,352.22
Check	03/09/2023		Paymenttech	merchant cc fees	5120 · Chase Paymen...	3.37	6,355.59
Check	03/09/2023	EFT	Cal Tec Computers	computer repairs	6524 · Equip. Rep. & M...	40.00	6,395.59
Check	03/10/2023		Paymenttech	merchant cc fees	5120 · Chase Paymen...	3.02	6,398.61
Check	03/13/2023		Staples	#9911144535	6143 · Supplies, Office	53.60	6,452.21
Check	03/14/2023		Paymenttech	merchant cc fees	5120 · Chase Paymen...	2.65	6,454.86
Check	03/15/2023		Paymenttech	merchant cc fees	5120 · Chase Paymen...	4.12	6,458.98
Check	03/15/2023		Paymenttech	merchant cc fees	5120 · Chase Paymen...	2.41	6,461.39
Check	03/20/2023		Paymenttech	merchant cc fees	5120 · Chase Paymen...	2.58	6,463.97
Check	03/22/2023		Paymenttech	merchant cc fees	5120 · Chase Paymen...	4.50	6,468.47
Check	03/22/2023		Paymenttech	merchant cc fees	5120 · Chase Paymen...	82.86	6,551.33
Check	03/22/2023	3451	Creative Technologies, I...	Customer Number 849 Inv. 8038 Annual T...	6142 · Postage & Ship...	1,190.00	7,741.33
Check	03/22/2023	3452	Nikki Engle Bookkeeping	Inv. 3290 3/15/23 Bookkeeping	6102 · Accounting	900.00	8,641.33
Check	03/22/2023	3453	Perez Gardening Service	Inv. 30619 3/15/23 Office March	6542 · Maintenance	47.25	8,688.58
Check	03/24/2023	EFT	PG&E	100 San Luis St.	6590 · Utilities	202.13	8,890.71
Check	03/25/2023	EFT	Spectrum	Act #. 8245100980033571	6585 · Telephone / Int...	229.95	9,120.66
Check	03/27/2023		Paymenttech	merchant cc fees	5120 · Chase Paymen...	1.95	9,122.61
Check	03/28/2023	3456	Hagemann & Associates	Contract Labor GM Feb 26th - Mar 11th, 2...	6506 · Contract Labor ...	1,200.00	10,322.61
Check	03/28/2023		Paymenttech	merchant cc fees	5120 · Chase Paymen...	2.40	10,325.01
Check	03/28/2023	3459	SLO CO Fire Department	Fire Protection 2nd Quarter Actual FY 202...	6600 · Cal Fire Contra...	58,703.46	69,028.47
Check	03/30/2023	EFT	Public Employees Retir...	Kristi 2/16 - 2/28/23	2250 · PERS Liability	206.98	69,235.45
Check	03/30/2023	EFT	Public Employees Retir...	Kristi 2/16 - 2/28/23	5256 · PERS Co Pd K...	29.48	69,264.93
Check	03/30/2023	EFT	Public Employees Retir...	Kristi 3/1 - 3/15/23	2250 · PERS Liability	263.72	69,548.65
Check	03/30/2023	EFT	Public Employees Retir...	Kristi 3/1 - 3/15/23	5256 · PERS Co Pd K...	40.04	69,588.69

**Avila Beach Community Services District
Checks by Fund w/Accounts
March 2023**

04/05/23

Type	Date	Num	Name	Memo	Account	Amount	Balance	
Check	03/30/2023	EFT	Public Employees Retir...	Kristi 3/16 - 3/31/23	2250 · PERS Liability	260.48	69,849.17	
Check	03/30/2023	EFT	Public Employees Retir...	Kristi 3/16 - 3/31/23	5256 · PERS Co Pd K...	36.83	69,886.00	
Total General / Admin							69,886.00	69,886.00
Lights								
Check	03/03/2023	EFT	PG&E	Town Lights acct # 0690976984-3	6590 · Utilities	445.56	445.56	
Check	03/03/2023	EFT	PG&E	Colony Lights acct # 5992155362-0	6590 · Utilities	120.81	566.37	
Check	03/24/2023	EFT	PG&E	Front St. Lights acct# 5796765606-7	6590 · Utilities	376.37	942.74	
Total Lights							942.74	942.74
Sanitary								
Check	03/02/2023	3433	South County Sanitary ...	Acct. Number 4120-3104357 2 Yd Dumpster	6590 · Utilities	185.91	185.91	
Check	03/02/2023	EFT	AT&T	acct # 805 595-9416 904 5	6585 · Telephone / Int...	772.03	957.94	
Check	03/07/2023	3434	Hagemann & Associates	Contract Labor Sanitary System	6507 · Contract Labor ...	1,500.00	2,457.94	
Check	03/07/2023	3434	ASAP Reprographics	Acct 2254	8245 · WWTP Improv...	68.85	2,526.79	
Check	03/07/2023	3436	Abalone Coast Analytic...	Statement: 6047 3/3/23	6540 · Lab Tests	4,822.00	7,348.79	
Check	03/07/2023	3437	Miners Ace Hardware	Acct: 126380 2/28/23 Operating Supplies	6550 · Operating Sup...	60.31	7,409.10	
Check	03/07/2023	3438	Fluid Resource Manage...	Inv. F22715 Monthly O & M Sanitary	6505 · Contract Labor ...	16,603.46	24,012.56	
Check	03/07/2023	3438	Fluid Resource Manage...	Inv. F22715 Fuel Surcharge	6524 · Equip. Rep. & M...	93.96	24,106.52	
Check	03/07/2023	3438	Fluid Resource Manage...	Inv. FW11001 Power Outage - Filled Wat...	6522 · Equip. Rep. & ...	352.98	24,459.50	
Check	03/07/2023	3438	Fluid Resource Manage...	Inv. A22644 Storm Related Issues	6522 · Equip. Rep. & ...	1,542.69	26,002.19	
Check	03/07/2023	3438	Fluid Resource Manage...	Inv. T22647 Plant Expansion Coordination	8245e · WWTP Const...	1,237.50	27,239.69	
Check	03/07/2023	3438	Fluid Resource Manage...	Inv. W22651 Storm Related Issues	6522 · Equip. Rep. & ...	1,465.48	28,705.17	
Check	03/07/2023	3438	Fluid Resource Manage...	Inv. W22711 Sludge Pump #1 Repairs	6522 · Equip. Rep. & ...	1,838.79	30,543.96	
Check	03/07/2023	3439	Brenntag Pacific, Inc.	BPI314217 3/3/23	6503 · Chemicals	634.23	31,178.19	
Check	03/07/2023	3441	Wallace Group, Inc.	Inv. 58540 Project #: 0245-0012-00 2/23/23	8245d · WWTP Walla...	743.90	31,922.09	
Check	03/07/2023	3442	Alpha Electric Services	Switchgear Inspection Inv. 10931 2/24/23	8245e · WWTP Const...	1,050.00	32,972.09	
Check	03/07/2023	3444	Speed's, Inc.	Solids Handling 2/17/23 Inv. 69618	6580 · Solids Handling	1,985.25	34,957.34	
Check	03/07/2023	3449	Brenntag Pacific, Inc.	BPI309744 2/9/23	6503 · Chemicals	615.51	35,572.85	
Check	03/15/2023	EFT	AT&T	acct # 287272916182	6585 · Telephone / Int...	23.50	35,596.35	
Check	03/22/2023	3450	Key Solutions	Replace lock cylinders at WWTP	6520 · Equipment Rep...	185.00	35,781.35	
Check	03/22/2023	3454	USA Bluebook	Customer 916419 Inv. #289574 3/6/23	6550 · Operating Sup...	418.89	36,200.24	
Check	03/22/2023	3455	Cannon	MBR WWTP Project #211211 Inv. # 837...	8245g · WWTP Cann...	6,763.25	42,963.49	
Check	03/23/2023	EFT	AT&T	acct # x 0885 Internet	6585 · Telephone / Int...	58.85	43,022.34	
Check	03/24/2023	EFT	PG&E	Lift Station acct# 6338432238-2	6590 · Utilities	149.45	43,171.79	
Check	03/24/2023	EFT	PG&E	3rd & San Fran St. pump	6590 · Utilities	2,293.07	45,464.86	
Check	03/28/2023	3456	Hagemann & Associates	Contract Labor Sani System	6507 · Contract Labor ...	1,350.00	46,814.86	

Avila Beach Community Services District
Checks by Fund w/Accounts
 March 2023

04/05/23

Type	Date	Num	Name	Memo	Account	Amount	Balance	
Check	03/28/2023	3457	Hartzell General Engine...	Inv. 23014 3/16/23 App. #9 Wastewater Tr...	8245e · WWTP Const...	62,978.23	109,793.09	
Check	03/28/2023	3458	Brenntag Pacific, Inc.	BPI3450342 3/23/23	6503 · Chemicals	1,467.69	111,260.78	
Total Sanitary							111,260.78	111,260.78
Water								
Check	03/07/2023	3434	Hagemann & Associates	Contract Labor Water System	6507 · Contract Labor ...	900.00	900.00	
Check	03/07/2023	3438	Fluid Resource Manage...	Inv. F22715 Monthly O & M Water	6505 · Contract Labor ...	5,559.82	6,459.82	
Check	03/07/2023	3448	SLO Co Health	Gross Connection No: INO143658 2/9/23	6565 · Regulatory Co...	45.90	6,505.72	
Check	03/24/2023	EFT	PG&E	1717 Cave Landing Rd.	6590 · Utilities	194.68	6,700.40	
Check	03/28/2023	3456	Hagemann & Associates	Contract Labor Water System	6507 · Contract Labor ...	450.00	7,150.40	
Total Water							7,150.40	7,150.40
TOTAL						189,239.92	189,239.92	

**Avila Beach Community Services District
Deposits by Fund
March 2023**

04/05/23

Type	Date	Memo	Split	Amount	Balance
General / Admin					
Deposit	03/06/2023	TCF FY 23 DEC ME - Waste - .55 Sani and .45 Admin	1010 · Pacific Prem...	-5,388.26	-5,388.26
Deposit	03/06/2023	TCF FY 23 DEC ME - IMPR # 1 - Gen . 70, Water .25, Lights	1010 · Pacific Prem...	-8,485.97	-13,874.23
Deposit	03/10/2023	S L Ambulance Contract Services	1010 · Pacific Prem...	-1,166.22	-15,040.45
Deposit	03/23/2023	Customer Cash Deposit	1010 · Pacific Prem...	-1,084.77	-16,125.22
Total General / Admin				-16,125.22	-16,125.22
Lights					
Deposit	03/06/2023	TCF FY 23 DEC ME - IMPR # 1 - Gen . 70, Water .25, Lights	1010 · Pacific Prem...	-606.13	-606.13
Total Lights				-606.13	-606.13
Sanitary					
Deposit	03/02/2023	Sani Rec	1010 · Pacific Prem...	-570.99	-570.99
Deposit	03/02/2023	Rate Assistance	1010 · Pacific Prem...	28.05	-542.94
Deposit	03/02/2023	Other 1	1010 · Pacific Prem...	0.00	-542.94
Deposit	03/02/2023	Other 2	1010 · Pacific Prem...	0.00	-542.94
Deposit	03/03/2023	Sani Rec	1010 · Pacific Prem...	-662.94	-1,205.88
Deposit	03/03/2023	Rate Assistance	1010 · Pacific Prem...	4.73	-1,201.15
Deposit	03/03/2023	Other 1	1010 · Pacific Prem...	0.00	-1,201.15
Deposit	03/03/2023	Other 2	1010 · Pacific Prem...	-23.56	-1,224.71
Deposit	03/04/2023	Sani Rec	1010 · Pacific Prem...	-84.81	-1,309.52
Deposit	03/04/2023	Rate Assistance	1010 · Pacific Prem...	12.23	-1,297.29
Deposit	03/04/2023	Other 1	1010 · Pacific Prem...	0.00	-1,297.29
Deposit	03/04/2023	Other 2	1010 · Pacific Prem...	0.00	-1,297.29
Deposit	03/05/2023	Sani Rec	1010 · Pacific Prem...	-61.16	-1,358.45
Deposit	03/05/2023	Rate Assistance	1010 · Pacific Prem...	0.00	-1,358.45
Deposit	03/05/2023	Other 1	1010 · Pacific Prem...	0.00	-1,358.45
Deposit	03/05/2023	Other 2	1010 · Pacific Prem...	0.00	-1,358.45
Deposit	03/06/2023	TCF FY 23 DEC ME - Waste - .55 Sani and .45 Admin	1010 · Pacific Prem...	-6,585.65	-7,944.10
Deposit	03/06/2023	Sani Rec	1010 · Pacific Prem...	-219.34	-8,163.44
Deposit	03/06/2023	Rate Assistance	1010 · Pacific Prem...	0.00	-8,163.44
Deposit	03/06/2023	Other 1	1010 · Pacific Prem...	0.00	-8,163.44
Deposit	03/06/2023	Other 2	1010 · Pacific Prem...	-38.38	-8,201.82
Deposit	03/07/2023	Sani Rec	1010 · Pacific Prem...	-37.51	-8,239.33
Deposit	03/07/2023	Rate Assistance	1010 · Pacific Prem...	0.00	-8,239.33

**Avila Beach Community Services District
Deposits by Fund
March 2023**

04/05/23

Type	Date	Memo	Split	Amount	Balance
Deposit	03/07/2023	Other 1	1010 · Pacific Prem...	-252.34	-8,491.67
Deposit	03/07/2023	Other 2	1010 · Pacific Prem...	0.00	-8,491.67
Deposit	03/08/2023	Sani Rec	1010 · Pacific Prem...	-229.13	-8,720.80
Deposit	03/08/2023	Rate Assistance	1010 · Pacific Prem...	10.27	-8,710.53
Deposit	03/08/2023	Other 1	1010 · Pacific Prem...	0.00	-8,710.53
Deposit	03/08/2023	Other 2	1010 · Pacific Prem...	10.59	-8,699.94
Deposit	03/09/2023	Sani Rec	1010 · Pacific Prem...	-462.39	-9,162.33
Deposit	03/09/2023	Rate Assistance	1010 · Pacific Prem...	27.23	-9,135.10
Deposit	03/09/2023	Other 1	1010 · Pacific Prem...	0.00	-9,135.10
Deposit	03/09/2023	Other 2	1010 · Pacific Prem...	0.00	-9,135.10
Deposit	03/10/2023	Sani Rec	1010 · Pacific Prem...	-401.17	-9,536.27
Deposit	03/10/2023	Rate Assistance	1010 · Pacific Prem...	13.05	-9,523.22
Deposit	03/10/2023	Other 1	1010 · Pacific Prem...	0.00	-9,523.22
Deposit	03/10/2023	Other 2	1010 · Pacific Prem...	0.00	-9,523.22
Deposit	03/12/2023	Sani Rec	1010 · Pacific Prem...	-150.04	-9,673.26
Deposit	03/12/2023	Rate Assistance	1010 · Pacific Prem...	7.50	-9,665.76
Deposit	03/12/2023	Other 1	1010 · Pacific Prem...	0.00	-9,665.76
Deposit	03/12/2023	Other 2	1010 · Pacific Prem...	0.00	-9,665.76
Deposit	03/13/2023	Sani Rec	1010 · Pacific Prem...	-2,404.01	-12,069.77
Deposit	03/13/2023	Rate Assistance	1010 · Pacific Prem...	7.50	-12,062.27
Deposit	03/13/2023	Other 1	1010 · Pacific Prem...	1,262.64	-10,799.63
Deposit	03/13/2023	Other 2	1010 · Pacific Prem...	-533.87	-11,333.50
Deposit	03/14/2023	Sani Rec	1010 · Pacific Prem...	-173.69	-11,507.19
Deposit	03/14/2023	Rate Assistance	1010 · Pacific Prem...	0.00	-11,507.19
Deposit	03/14/2023	Other 1	1010 · Pacific Prem...	0.00	-11,507.19
Deposit	03/14/2023	Other 2	1010 · Pacific Prem...	0.00	-11,507.19
Deposit	03/15/2023	Sani Rec	1010 · Pacific Prem...	0.00	-11,507.19
Deposit	03/15/2023	Rate Assistance	1010 · Pacific Prem...	-613.19	-12,120.38
Deposit	03/15/2023	Other 1	1010 · Pacific Prem...	12.73	-12,107.65
Deposit	03/15/2023	Other 2	1010 · Pacific Prem...	0.00	-12,107.65
Deposit	03/16/2023	Sani Rec	1010 · Pacific Prem...	0.00	-12,107.65
Deposit	03/16/2023	Rate Assistance	1010 · Pacific Prem...	-1,993.89	-14,101.54
Deposit	03/16/2023	Other 1	1010 · Pacific Prem...	30.00	-14,071.54
Deposit	03/16/2023	Other 2	1010 · Pacific Prem...	0.00	-14,071.54
Deposit	03/17/2023	Sani Rec	1010 · Pacific Prem...	-59.11	-14,130.65
Deposit	03/17/2023	Rate Assistance	1010 · Pacific Prem...	-7,460.86	-21,591.51
Deposit	03/17/2023	Rate Assistance	1010 · Pacific Prem...	7.50	-21,584.01

**Avila Beach Community Services District
Deposits by Fund
March 2023**

04/05/23

Type	Date	Memo	Split	Amount	Balance
Deposit	03/17/2023	Other 1	1010 · Pacific Prem...	0.00	-21,584.01
Deposit	03/17/2023	Other 2	1010 · Pacific Prem...	0.00	-21,584.01
Deposit	03/18/2023	Sani Rec	1010 · Pacific Prem...	-11,054.71	-32,638.72
Deposit	03/18/2023	Rate Assistance	1010 · Pacific Prem...	74.79	-32,563.93
Deposit	03/18/2023	Other 1	1010 · Pacific Prem...	0.00	-32,563.93
Deposit	03/18/2023	Other 2	1010 · Pacific Prem...	1,100.22	-31,463.71
Deposit	03/20/2023	Sani Rec	1010 · Pacific Prem...	-2,842.10	-34,305.81
Deposit	03/20/2023	Rate Assistance	1010 · Pacific Prem...	37.51	-34,268.30
Deposit	03/20/2023	Other 1	1010 · Pacific Prem...	0.00	-34,268.30
Deposit	03/20/2023	Other 2	1010 · Pacific Prem...	-65.90	-34,334.20
Deposit	03/21/2023	Sani Rec	1010 · Pacific Prem...	-2,874.46	-37,208.66
Deposit	03/21/2023	Rate Assistance	1010 · Pacific Prem...	48.26	-37,160.40
Deposit	03/21/2023	Other 1	1010 · Pacific Prem...	76.55	-37,083.85
Deposit	03/21/2023	Other 2	1010 · Pacific Prem...	0.00	-37,083.85
Deposit	03/22/2023	Sani Rec	1010 · Pacific Prem...	-630.30	-37,714.15
Deposit	03/22/2023	Rate Assistance	1010 · Pacific Prem...	75.50	-37,638.65
Deposit	03/22/2023	Other 1	1010 · Pacific Prem...	-300.00	-37,938.65
Deposit	03/22/2023	Other 2	1010 · Pacific Prem...	0.00	-37,938.65
Deposit	03/23/2023	Sani Rec	1010 · Pacific Prem...	-75.02	-38,013.67
Deposit	03/23/2023	Rate Assistance	1010 · Pacific Prem...	7.50	-38,006.17
Deposit	03/23/2023	Other 1	1010 · Pacific Prem...	0.00	-38,006.17
Deposit	03/23/2023	Other 2	1010 · Pacific Prem...	0.00	-38,006.17
Deposit	03/26/2023	Sani Rec	1010 · Pacific Prem...	-23.25	-38,029.42
Deposit	03/26/2023	Rate Assistance	1010 · Pacific Prem...	0.00	-38,029.42
Deposit	03/26/2023	Other 1	1010 · Pacific Prem...	0.00	-38,029.42
Deposit	03/26/2023	Other 2	1010 · Pacific Prem...	0.00	-38,029.42
Deposit	03/27/2023	Sani Rec	1010 · Pacific Prem...	-500.46	-38,529.88
Deposit	03/27/2023	Rate Assistance	1010 · Pacific Prem...	1.96	-38,527.92
Deposit	03/27/2023	Other 1	1010 · Pacific Prem...	0.00	-38,527.92
Deposit	03/27/2023	Other 2	1010 · Pacific Prem...	18.15	-38,509.77
Deposit	03/28/2023	Sani Rec	1010 · Pacific Prem...	-70.95	-38,580.72
Deposit	03/28/2023	Rate Assistance	1010 · Pacific Prem...	0.00	-38,580.72
Deposit	03/28/2023	Other 1	1010 · Pacific Prem...	0.00	-38,580.72
Deposit	03/28/2023	Other 2	1010 · Pacific Prem...	0.00	-38,580.72
Deposit	03/29/2023	Sani Rec	1010 · Pacific Prem...	-360.84	-38,941.56
Deposit	03/29/2023	Rate Assistance	1010 · Pacific Prem...	4.73	-38,936.83

**Avila Beach Community Services District
Deposits by Fund
March 2023**

04/05/23

Type	Date	Memo	Split	Amount	Balance
Deposit	03/29/2023	Other 1	1010 · Pacific Prem...	0.00	-38,936.83
Deposit	03/29/2023	Other 2	1010 · Pacific Prem...	0.00	-38,936.83
Deposit	03/30/2023	Community Park Restrooms 1/28/23 - FEB	1010 · Pacific Prem...	-297.09	-39,233.92
Deposit	03/30/2023	Sani Rec	1010 · Pacific Prem...	-522.82	-39,756.74
Deposit	03/30/2023	Rate Assistance	1010 · Pacific Prem...	12.23	-39,744.51
Deposit	03/30/2023	1/2 Other 1	1010 · Pacific Prem...	0.00	-39,744.51
Deposit	03/30/2023	1/2 Other 2	1010 · Pacific Prem...	-511.55	-40,256.06
Deposit	03/30/2023	ACH SLOCO booked separately Community Park Restroom 1/...	1010 · Pacific Prem...	297.09	-39,958.97
Deposit	03/31/2023	Sani Rec	1010 · Pacific Prem...	-155.76	-40,114.73
Deposit	03/31/2023	Rate Assistance	1010 · Pacific Prem...	0.00	-40,114.73
Deposit	03/31/2023	Other 1	1010 · Pacific Prem...	0.00	-40,114.73
Deposit	03/31/2023	Other 2	1010 · Pacific Prem...	0.00	-40,114.73
Deposit	03/31/2023	\$ 435.30 BALANCE ADJ CCs	1010 · Pacific Prem...	-217.65	-40,332.38
Total Sanitary				-40,332.38	-40,332.38
Solid Waste					
Deposit	03/13/2023	Waste Connections Franchise Fee SW	1010 · Pacific Prem...	-2,497.14	-2,497.14
Total Solid Waste				-2,497.14	-2,497.14
Water					
Deposit	03/02/2023	Water Rec	1010 · Pacific Prem...	-877.60	-877.60
Deposit	03/02/2023	Rate Assistance	1010 · Pacific Prem...	36.28	-841.32
Deposit	03/02/2023	Other 1	1010 · Pacific Prem...	0.00	-841.32
Deposit	03/02/2023	Other 2	1010 · Pacific Prem...	0.00	-841.32
Deposit	03/03/2023	Water Rec	1010 · Pacific Prem...	-857.16	-1,698.48
Deposit	03/03/2023	Rate Assistance	1010 · Pacific Prem...	10.70	-1,687.78
Deposit	03/03/2023	Other 1	1010 · Pacific Prem...	0.00	-1,687.78
Deposit	03/03/2023	Other 2	1010 · Pacific Prem...	0.00	-1,687.78
Deposit	03/04/2023	Water Rec	1010 · Pacific Prem...	-164.68	-1,852.46
Deposit	03/04/2023	Rate Assistance	1010 · Pacific Prem...	22.24	-1,830.22
Deposit	03/04/2023	Other 1	1010 · Pacific Prem...	0.00	-1,830.22
Deposit	03/04/2023	Other 2	1010 · Pacific Prem...	0.00	-1,830.22
Deposit	03/05/2023	Water Rec	1010 · Pacific Prem...	-111.18	-1,941.40
Deposit	03/05/2023	Rate Assistance	1010 · Pacific Prem...	0.00	-1,941.40
Deposit	03/05/2023	Other 1	1010 · Pacific Prem...	0.00	-1,941.40

**Avila Beach Community Services District
Deposits by Fund
March 2023**

04/05/23

Type	Date	Memo	Split	Amount	Balance
Deposit	03/05/2023	Other 2	1010 · Pacific Prem...	0.00	-1,941.40
Deposit	03/06/2023	TCF FY 23 DEC ME - IMPR # 1 - Gen . 70, Water .25, Lights ...	1010 · Pacific Prem...	-3,030.71	-4,972.11
Deposit	03/06/2023	Water Rec	1010 · Pacific Prem...	-251.62	-5,223.73
Deposit	03/06/2023	Rate Assistance	1010 · Pacific Prem...	0.00	-5,223.73
Deposit	03/06/2023	Other 1	1010 · Pacific Prem...	0.00	-5,223.73
Deposit	03/06/2023	Other 2	1010 · Pacific Prem...	0.00	-5,223.73
Deposit	03/07/2023	Water Rec	1010 · Pacific Prem...	-57.68	-5,281.41
Deposit	03/07/2023	Rate Assistance	1010 · Pacific Prem...	0.00	-5,281.41
Deposit	03/07/2023	Other 1	1010 · Pacific Prem...	0.00	-5,281.41
Deposit	03/07/2023	Other 2	1010 · Pacific Prem...	0.00	-5,281.41
Deposit	03/08/2023	Water Rec	1010 · Pacific Prem...	-283.79	-5,565.20
Deposit	03/08/2023	Rate Assistance	1010 · Pacific Prem...	12.37	-5,552.83
Deposit	03/08/2023	Other 1	1010 · Pacific Prem...	0.00	-5,552.83
Deposit	03/08/2023	Other 2	1010 · Pacific Prem...	0.00	-5,552.83
Deposit	03/09/2023	Water Rec	1010 · Pacific Prem...	-613.58	-6,166.41
Deposit	03/09/2023	Rate Assistance	1010 · Pacific Prem...	45.32	-6,121.09
Deposit	03/09/2023	Other 1	1010 · Pacific Prem...	0.00	-6,121.09
Deposit	03/09/2023	Other 2	1010 · Pacific Prem...	0.00	-6,121.09
Deposit	03/10/2023	Water Rec	1010 · Pacific Prem...	-500.44	-6,621.53
Deposit	03/10/2023	Rate Assistance	1010 · Pacific Prem...	13.21	-6,608.32
Deposit	03/10/2023	Other 1	1010 · Pacific Prem...	0.00	-6,608.32
Deposit	03/10/2023	Other 2	1010 · Pacific Prem...	0.00	-6,608.32
Deposit	03/12/2023	Water Rec	1010 · Pacific Prem...	-230.72	-6,839.04
Deposit	03/12/2023	Rate Assistance	1010 · Pacific Prem...	11.54	-6,827.50
Deposit	03/12/2023	Other 1	1010 · Pacific Prem...	0.00	-6,827.50
Deposit	03/12/2023	Other 2	1010 · Pacific Prem...	0.00	-6,827.50
Deposit	03/13/2023	Water Rec	1010 · Pacific Prem...	-2,676.44	-9,503.94
Deposit	03/13/2023	Rate Assistance	1010 · Pacific Prem...	11.54	-9,492.40
Deposit	03/13/2023	Other 1	1010 · Pacific Prem...	0.00	-9,492.40
Deposit	03/13/2023	Other 2	1010 · Pacific Prem...	0.00	-9,492.40
Deposit	03/14/2023	Water Rec	1010 · Pacific Prem...	-284.22	-9,776.62
Deposit	03/14/2023	Rate Assistance	1010 · Pacific Prem...	0.00	-9,776.62
Deposit	03/14/2023	Other 1	1010 · Pacific Prem...	0.00	-9,776.62
Deposit	03/14/2023	Other 2	1010 · Pacific Prem...	0.00	-9,776.62
Deposit	03/15/2023	Water Rec	1010 · Pacific Prem...	-688.96	-10,465.58
Deposit	03/15/2023	Rate Assistance	1010 · Pacific Prem...	13.21	-10,452.37

**Avila Beach Community Services District
Deposits by Fund
March 2023**

04/05/23

Type	Date	Memo	Split	Amount	Balance
Deposit	03/15/2023	Other 1	1010 · Pacific Prem...	0.00	-10,452.37
Deposit	03/15/2023	Other 2	1010 · Pacific Prem...	0.00	-10,452.37
Deposit	03/16/2023	Water Rec	1010 · Pacific Prem...	-3,534.04	-13,986.41
Deposit	03/16/2023	Rate Assistance	1010 · Pacific Prem...	46.14	-13,940.27
Deposit	03/16/2023	Other 1	1010 · Pacific Prem...	0.00	-13,940.27
Deposit	03/16/2023	Other 2	1010 · Pacific Prem...	0.00	-13,940.27
Deposit	03/17/2023	Water Rec	1010 · Pacific Prem...	-2,649.98	-16,590.25
Deposit	03/17/2023	Rate Assistance	1010 · Pacific Prem...	11.54	-16,578.71
Deposit	03/17/2023	Other 1	1010 · Pacific Prem...	0.00	-16,578.71
Deposit	03/17/2023	Other 2	1010 · Pacific Prem...	0.00	-16,578.71
Deposit	03/18/2023	Water Rec	1010 · Pacific Prem...	-13,058.13	-29,636.84
Deposit	03/18/2023	Rate Assistance	1010 · Pacific Prem...	106.42	-29,530.42
Deposit	03/18/2023	Other 1	1010 · Pacific Prem...	0.00	-29,530.42
Deposit	03/18/2023	Other 2	1010 · Pacific Prem...	0.00	-29,530.42
Deposit	03/20/2023	Water Rec	1010 · Pacific Prem...	-3,613.23	-33,143.65
Deposit	03/20/2023	Rate Assistance	1010 · Pacific Prem...	59.25	-33,084.40
Deposit	03/20/2023	Other 1	1010 · Pacific Prem...	0.00	-33,084.40
Deposit	03/20/2023	Other 2	1010 · Pacific Prem...	0.00	-33,084.40
Deposit	03/21/2023	Water Rec	1010 · Pacific Prem...	-1,992.64	-35,077.04
Deposit	03/21/2023	Rate Assistance	1010 · Pacific Prem...	42.52	-35,034.52
Deposit	03/21/2023	Other 1	1010 · Pacific Prem...	0.00	-35,034.52
Deposit	03/21/2023	Other 2	1010 · Pacific Prem...	0.00	-35,034.52
Deposit	03/22/2023	Water Rec	1010 · Pacific Prem...	-320.73	-35,355.25
Deposit	03/22/2023	Rate Assistance	1010 · Pacific Prem...	79.98	-35,275.27
Deposit	03/22/2023	Other 1	1010 · Pacific Prem...	0.00	-35,275.27
Deposit	03/22/2023	Other 2	1010 · Pacific Prem...	0.00	-35,275.27
Deposit	03/23/2023	Water Rec	1010 · Pacific Prem...	-115.36	-35,390.63
Deposit	03/23/2023	Rate Assistance	1010 · Pacific Prem...	11.54	-35,379.09
Deposit	03/23/2023	Other 1	1010 · Pacific Prem...	0.00	-35,379.09
Deposit	03/23/2023	Other 2	1010 · Pacific Prem...	0.00	-35,379.09
Deposit	03/26/2023	Water Rec	1010 · Pacific Prem...	-53.50	-35,432.59
Deposit	03/26/2023	Rate Assistance	1010 · Pacific Prem...	0.00	-35,432.59
Deposit	03/26/2023	Other 1	1010 · Pacific Prem...	0.00	-35,432.59
Deposit	03/26/2023	Other 2	1010 · Pacific Prem...	0.00	-35,432.59
Deposit	03/27/2023	Water Rec	1010 · Pacific Prem...	-1,088.57	-36,521.16
Deposit	03/27/2023	Rate Assistance	1010 · Pacific Prem...	9.86	-36,511.30

**Avila Beach Community Services District
Deposits by Fund
March 2023**

04/05/23

Type	Date	Memo	Split	Amount	Balance
Deposit	03/27/2023	Other 1	1010 · Pacific Prem...	0.00	-36,511.30
Deposit	03/27/2023	Other 2	1010 · Pacific Prem...	0.00	-36,511.30
Deposit	03/28/2023	Water Rec	1010 · Pacific Prem...	-160.50	-36,671.80
Deposit	03/28/2023	Rate Assistance	1010 · Pacific Prem...	0.00	-36,671.80
Deposit	03/28/2023	Other 1	1010 · Pacific Prem...	0.00	-36,671.80
Deposit	03/28/2023	Other 2	1010 · Pacific Prem...	0.00	-36,671.80
Deposit	03/29/2023	Water Rec	1010 · Pacific Prem...	-572.62	-37,244.42
Deposit	03/29/2023	Rate Assistance	1010 · Pacific Prem...	10.70	-37,233.72
Deposit	03/29/2023	Other 1	1010 · Pacific Prem...	0.00	-37,233.72
Deposit	03/29/2023	Other 2	1010 · Pacific Prem...	0.00	-37,233.72
Deposit	03/30/2023	San Juan Irrigation 1/28/23 - FEB	1010 · Pacific Prem...	-2,462.20	-39,695.92
Deposit	03/30/2023	Front Street Irrigation 1/28/23 - FEB	1010 · Pacific Prem...	-875.56	-40,571.48
Deposit	03/30/2023	Community Park Restrooms 1/28/23 - FEB	1010 · Pacific Prem...	-214.46	-40,785.94
Deposit	03/30/2023	Water Rec	1010 · Pacific Prem...	-3,770.45	-44,556.39
Deposit	03/30/2023	Rate Assistance	1010 · Pacific Prem...	22.24	-44,534.15
Deposit	03/30/2023	1/2 Other 1	1010 · Pacific Prem...	0.00	-44,534.15
Deposit	03/30/2023	1/2 Other 2	1010 · Pacific Prem...	0.00	-44,534.15
Deposit	03/30/2023	ACH SLOCO booked separately Community Park Restroom 1/...	1010 · Pacific Prem...	214.46	-44,319.69
Deposit	03/30/2023	ACH SLOCO booked separately Front St Irrigation 1/28/23 - F...	1010 · Pacific Prem...	875.56	-43,444.13
Deposit	03/30/2023	ACH SLOCO booked separately San Juan Park Irrigation 1/28...	1010 · Pacific Prem...	2,462.20	-40,981.93
Deposit	03/31/2023	Water Rec	1010 · Pacific Prem...	-248.03	-41,229.96
Deposit	03/31/2023	Rate Assistance	1010 · Pacific Prem...	0.00	-41,229.96
Deposit	03/31/2023	Other 1	1010 · Pacific Prem...	0.00	-41,229.96
Deposit	03/31/2023	Other 2	1010 · Pacific Prem...	0.00	-41,229.96
Deposit	03/31/2023	\$ 435.30 BALANCE ADJ CCS	1010 · Pacific Prem...	-217.65	-41,447.61
Total Water				-41,447.61	-41,447.61
TOTAL				-101,008.48	-101,008.48

Avila Beach Community Services District
Balance Sheet
As of March 31, 2023

	<u>Mar 31, 23</u>
ASSETS	
Current Assets	
Checking/Savings	
1000 · Cash Summary	
1005 · Customer Cash	40.00
1008 · Petty Cash	45.48
1010 · Pacific Premier Checking	874,460.50
1050 · LAIF	3,879,729.17
1060 · US Bank MM WWTP	241,916.96
Total 1000 · Cash Summary	<u>4,996,192.11</u>
Total Checking/Savings	4,996,192.11
Accounts Receivable	
1200 · *Accounts Receivable	107,102.00
Total Accounts Receivable	<u>107,102.00</u>
Other Current Assets	
1250 · Receivables	
1255 · Interest Receivable	7,280.62
1270 · Taxes Receivable	57,104.14
1280 · Water & Sewer Billings	107,946.48
Total 1250 · Receivables	<u>172,331.24</u>
1400 · Prepaid Summary	
1410 · Prepaid Insurance	6,151.72
Total 1400 · Prepaid Summary	<u>6,151.72</u>
Total Other Current Assets	<u>178,482.96</u>
Total Current Assets	<u>5,281,777.07</u>
Fixed Assets	
1600 · Fixed Assets & Acc. Depr.	
1605 · Office Equipment	
1606 · Copier Samsung 2012	8,233.58
1609 · Office Equipment Accum Depr	-16,373.00
Total 1605 · Office Equipment	<u>-8,139.42</u>

Avila Beach Community Services District
Balance Sheet
 As of March 31, 2023

	<u>Mar 31, 23</u>
1610 · Fixed Asset -Office & Admin.	
1612 · Office Furniture cost	4,526.21
1614 · Office Furniture Accum Dep.	<u>-4,526.21</u>
Total 1610 · Fixed Asset -Office & Ad...	0.00
1620 · Fixed Assets - Sanitary	
1622 · Land	60,334.10
1626 · Collection Assets	
1627 · Collection Assets Cost	1,517,267.58
1628 · Collect Assets Accum Depr	<u>-593,752.02</u>
Total 1626 · Collection Assets	923,515.56
1630 · Disposal Equipment	
1631 · Disposal Equip Cost	611,174.66
1632 · Disposal Equip Accum Depr	<u>-376,478.88</u>
Total 1630 · Disposal Equipment	234,695.78
1634 · Other Equipment	
1634a · Other Equipment Cost	<u>6,973.40</u>
Total 1634 · Other Equipment	6,973.40
1635 · Treatment Plant	
1636 · Treatment Plant Original	105,000.00
1637 · Treatment Plant Addition	2,049,098.30
1638 · Treatment Plant Accum Dep	<u>-1,519,694.40</u>
Total 1635 · Treatment Plant	634,403.90
1642 · Treatment Equipment	
1643 · Treatment Equip Cost	1,087,410.54
1644 · Treatment Equip Accum D...	-787,343.49
1642 · Treatment Equipment - Oth...	<u>205,485.61</u>
Total 1642 · Treatment Equipment	505,552.66
Total 1620 · Fixed Assets - Sanitary	2,365,475.40
1650 · Fixed Assets - Water	
1652 · Equipment	
1653 · Equipment Cost	21,136.28
1654 · Equipment Accum Depr	<u>-21,136.28</u>
Total 1652 · Equipment	0.00

Avila Beach Community Services District
Balance Sheet
 As of March 31, 2023

	<u>Mar 31, 23</u>
1656 · Distribution Assets	
1657 · Distribution Assets Cost	1,270,572.25
1658 · Dist Assets Accum Depr	<u>-755,498.34</u>
Total 1656 · Distribution Assets	<u>515,073.91</u>
Total 1650 · Fixed Assets - Water	515,073.91
1680 · Structures - Fixed Asset	
1681 · Structures GFAAG - Sani & FA	164,414.58
1682 · Gen / Fire Accum Dep	<u>-109,252.42</u>
Total 1680 · Structures - Fixed Asset	55,162.16
1690 · Construction in Progress	<u>2,220,035.96</u>
Total 1600 · Fixed Assets & Acc. Depr.	<u>5,147,608.01</u>
Total Fixed Assets	5,147,608.01
Other Assets	
1800 · Deferred Outflows of Resources	<u>28,724.00</u>
Total Other Assets	<u>28,724.00</u>
TOTAL ASSETS	<u><u>10,458,109.08</u></u>
LIABILITIES & EQUITY	
Liabilities	
Current Liabilities	
Accounts Payable	
2100 · Accounts Payable	<u>193,478.86</u>
Total Accounts Payable	193,478.86
Other Current Liabilities	
2200 · Payroll Liabilities	
2255 · Accrued Interest FB Auditor	71,347.50
2201 · Accrued Payroll	2,540.00
2260 · Vacation Payable	3,791.40
2262 · Sick Pay Accrued	<u>2,308.92</u>
Total 2200 · Payroll Liabilities	79,987.82

Avila Beach Community Services District
Balance Sheet
As of March 31, 2023

	<u>Mar 31, 23</u>
2300 · Deposits Held	
2303 · Water Deposits Held	6,430.00
Total 2300 · Deposits Held	<u>6,430.00</u>
Total Other Current Liabilities	<u>86,417.82</u>
Total Current Liabilities	279,896.68
Long Term Liabilities	
2400 · Net Pension Liability	92,927.00
2450 · U.S. Bank Loan WWTP	2,814,183.01
2500 · Deferred Inflows of Resources	86,221.00
2999 · Unbalanced Classes	-3,992,989.31
Total Long Term Liabilities	<u>-999,658.30</u>
Total Liabilities	-719,761.62
Equity	
3900 · Retained Earnings	12,342,527.65
Net Income	-1,164,656.95
Total Equity	<u>11,177,870.70</u>
TOTAL LIABILITIES & EQUITY	<u><u>10,458,109.08</u></u>

	<u>Mar 23</u>
Ordinary Income/Expense	
Income	
4000 · Income Summary	
4010 · Operating Revenue	57,849.82
4012 · Solid Waste Franchise Fee	2,497.14
4020 · Contract Services-Ambulance	1,166.22
4030 · County Taxes	24,096.72
	<hr/>
Total 4000 · Income Summary	85,609.90
	<hr/>
Total Income	85,609.90
	<hr/>
Gross Profit	85,609.90
	<hr/>
Expense	
5100 · Merchant Credit Card Fees	
5110 · Amex	9.00
5120 · Chase Paymentech	135.32
5140 · Invoice Cloud	301.51
	<hr/>
Total 5100 · Merchant Credit Card Fees	445.83
	<hr/>
5200 · Payroll Expenses	
5210 · Gross Wages	
5211 · Regular Pay	4,353.57
5012 · Holiday Pay	0.00
5014 · Sick Pay	0.00
5016 · Vacation Pay	0.00
	<hr/>
Total 5210 · Gross Wages	4,353.57
	<hr/>
5230 · Payroll Taxes	74.73
	<hr/>
5240 · Health & Medical Exp.	
5242 · Health Ins / Other	800.00
	<hr/>
Total 5240 · Health & Medical Exp.	800.00
	<hr/>
5250 · PERS Company Pd Expense	
5256 · PERS Co Pd Kristi	378.45
	<hr/>
Total 5250 · PERS Company Pd Expense	378.45
	<hr/>
5280 · Payroll Administration & Misc.	127.32
	<hr/>
Total 5200 · Payroll Expenses	5,734.07

Avila Beach Community Services District
Profit & Loss
March 2023

	<u>Mar 23</u>
6000 · Administrative Overheads	
6102 · Accounting	1,920.00
6120 · Dues & Subscriptions	601.00
6135 · Legal	138.00
6140 · Office Supplies & Postage	
6142 · Postage & Shipping	1,190.00
6143 · Supplies, Office	53.60
	<hr/>
Total 6140 · Office Supplies & Postage	1,243.60
6150 · Rate Assistance	778.23
6170 · Website	200.00
	<hr/>
Total 6000 · Administrative Overheads	4,880.83
6500 · Operating Expenses	
6503 · Chemicals	2,717.43
6505 · Contract Labor O & M	22,163.28
6506 · Contract Labor GM	4,950.00
6507 · Contract Labor Civil Engineer	4,200.00
6520 · Equipment Repair & Maint.	
6522 · Equip. Rep. & Maint-Avila & HD	5,199.94
6524 · Equip. Rep. & Maint. Avila Only	133.96
6520 · Equipment Repair & Maint. - Other	185.00
	<hr/>
Total 6520 · Equipment Repair & Maint.	5,518.90
6535 · Insurance P/L	2,034.74
6540 · Lab Tests	4,822.00
6542 · Maintenance	354.50
6550 · Operating Supplies	479.20
6565 · Regulatory Compliance	45.90
6580 · Solids Handling	1,985.25
6585 · Telephone / Internet	1,084.33
6590 · Utilities	3,967.98
	<hr/>
Total 6500 · Operating Expenses	54,323.51
6600 · Cal Fire Contract Labor	58,703.46
	<hr/>
Total Expense	124,087.70
	<hr/>
Net Ordinary Income	-38,477.80

	<u>Mar 23</u>
Other Income/Expense	
Other Expense	
8200 · Non-Operating Expenses	
8230 · Capital Purchases in Prog Sani	
8245 · WWTP Improvement Project	
8245d · WWTP Wallace Group Enginee...	743.90
8245e · WWTP Construction	65,265.73
8245g · WWTP Cannon CM Services	6,763.25
8245 · WWTP Improvement Project - Ot...	<u>68.85</u>
Total 8245 · WWTP Improvement Project	<u>72,841.73</u>
Total 8230 · Capital Purchases in Prog Sani	<u>72,841.73</u>
Total 8200 · Non-Operating Expenses	<u>72,841.73</u>
Total Other Expense	<u>72,841.73</u>
Net Other Income	<u>-72,841.73</u>
Net Income	<u><u>-111,319.53</u></u>



FLUID RESOURCE MANAGEMENT

OPERATIONS . MAINTENANCE . MECHANICAL

2385 Precision Drive
Arroyo Grande, CA 93420

Statement

Date
4/3/23

Phone # 805.597.7100 Fax # 805.597.7171

California Certified Small Business #1120142

To:
Avila Beach Community Services District P.O. Box 309 100 San Luis Street Avila Beach, CA 93424

Amount Due	Amount Enc.
\$38,096.05	

Date	Transaction	Amount	Balance
03/31/23	348F11001 Monthly OPS/Maint- INV #F22780. Orig. Amount \$22,267.68.	22,267.68	22,267.68
03/17/23	348TWW21001 Plant Expansion Coordination- INV #T22793. Orig. Amount \$912.50.	912.50	23,180.18
03/30/23	W22701 FFR Arms, Influent Lid, CCC Grate- INV #W22701. Orig. Amount \$2,681.08.	2,681.08	25,861.26
03/30/23	W22713 Replace lid on Influent lift stati- INV #W22713. Orig. Amount \$2,151.97.	2,151.97	28,013.23
03/21/23	W22719 SCADA Graphing Issues Ticket #1180- INV #W22719. Orig. Amount \$500.00.	500.00	28,513.23
03/30/23	W22721 Primary Effluent Flow Ticket #1185- INV #W22721. Orig. Amount \$1,073.37.	1,073.37	29,586.60
03/31/23	W22741 Tank Site SCADA Issues- INV #W22741. Orig. Amount \$5,036.42.	5,036.42	34,623.02
03/31/23	W22772 TeamViewer Issues Fix- INV #W22772. Orig. Amount \$290.00.	290.00	34,913.02
03/31/23	W22785 FR Arm Troubleshooting- INV #W22785. Orig. Amount \$3,183.03.	3,183.03	38,096.05

CURRENT	1-30 DAYS PAST DUE	31-60 DAYS PAST DUE	61-90 DAYS PAST DUE	OVER 90 DAYS PAST DUE	Amount Due
38,096.05	0.00	0.00	0.00	0.00	\$38,096.05

AVILA BEACH
COMMUNITY SERVICES DISTRICT
Post Office Box 309, Avila Beach, CA. 93424

MEMORANDUM

TO: Board of Directors

FROM: Brad Hagemann, General Manager 

DATE: April 18, 2023

SUBJECT: General Manager/District Engineer Report

The General Manager will provide an oral report at the Board meeting.



April 7, 2023

Avila Beach Community Services District
100 San Luis Street
Avila Beach, CA 93424

**SUBJECT: FEBRUARY 2023 MONTHLY FACILITY REPORT FOR THE AVILA BEACH COMMUNITY SERVICES DISTRICT
WASTEWATER TREATMENT PLANT, WATER SYSTEM, AND COLLECTION SYSTEM**

WASTEWATER TREATMENT PLANT

Areas within the wastewater plant that are known to accumulate solids continue to be manually cleaned on a regular basis. The Chlorine Contact Chamber floor is vacuumed out on a weekly basis. These solids, if left to decompose, can have a negative effect on the effluent quality leaving the facility.

There was a power outage on Friday, February 10th and staff verified everything was running at the WWTP. Power was restored on the morning of Saturday, February 11th. The generator ran during that power outage and once power was restored staff was onsite to ensure everything was in good working order.

There was another power outage on Thursday, February 23rd and staff was onsite to check everything out. Staff left once site was verified to be running on the generator and came back hours later once power was restored.

WATER SYSTEM

The small water storage tank continues to be used as standby, with FRM staff monitoring the water quality in the tank and flushing as needed. FRM Staff continues to monitor the chlorine residuals and provide additional chlorine as needed. Staff has been performing distribution flushing on an as-needed basis.

Staff was called out to investigate a water leak at 74 San Francisco Street and found the leak was on the owner's side. The customer was informed of the situation and staff was able to isolate the leak and restore water service.

COMPLIANCE RECORD AND PLANT PERFORMANCE

Staff compiled the data to complete the monthly Self-Monitoring Report and Discharge Monitoring Report in California Integrated Water Quality System (CIWQS). Once approved, the reports are uploaded into CIWQS and certified by ABCSD Staff.

Plant Design for Influent BOD is 270 mg/L. The permit limit for Effluent TSS and BOD is a Monthly Average of 40 mg/L with a Daily Maximum of 90 mg/L.

Sincerely,

FLUID RESOURCE MANAGEMENT

ATTACHMENTS

- Self-Monitoring Report
- ABCSD Average Daily WWTP Effluent Flow (2020-2023)
- ABCSD Monthly Total WWTP Effluent Flow (2020-2023)
- Port San Luis Monthly Total Flow (2020-2023)
- Monthly Average Influent BOD (2020-2023)
- Monthly Average Effluent BOD (2020-2023)
- Monthly Water Purchased from Lopez (2020-2023)
- ABCSD Monthly Water Sold (2020-2023)



Avila Beach CSD Wastewater Treatment Facility

Monthly report due last day of following month
Annual report due January 30

Month: **FEBRUARY 2023**

Date	Daily Flow (MGD)			Effluent Monitoring		
	Total	Max (gpm)	Avg (gpm)	Biweekly Total Coliform	Biweekly Fecal Coliform	Daily Chlorine Residual
1	0.038899	80	27			0.00
2	0.031275	82	22	<2	<2	0.00
3	0.039716	79	26			0.00
4	0.051056	102	36			0.00
5	0.053945	74	37			0.00
6	0.037354	26	26	<2	<2	0.00
7	0.033597	56	23	<2	<2	0.00
8	0.035176	71	24			0.00
9	0.039088	86	27	2	<2	0.00
10	0.034885	71	24			0.00
11	0.046702	70	32			0.00
12	0.045904	82	31			0.00
13	0.038349	60	26			0.00
14	0.033976	86	23	<2	<2	0.00
15	0.034432	56	24			0.00
16	0.034294	64	23	<2	<2	0.00
17	0.044508	113	31			0.00
18	0.057324	89	40			0.00
19	0.064874	97	45			0.00
20	0.056216	114	39			0.00
21	0.037501	79	26	2	<2	0.00
22	0.035842	72	24			0.00
23	0.039780	87	27	<2	<2	0.00
24	0.092968	141	65			0.00
25	0.079407	112	55			0.00
26	0.065654	103	45			0.05
27	0.056483	97	39			0.00
28	0.052527	86	36	2	<2	0.00
29						
30						
31						
Min	0.031275	26	22	2	<2	0.00
Mean	0.046848	83	32	2	<2	0.00
Max	0.092968	141	65	2	<2	0.05
Total	1.311732	<i>Effluent daily (dry weather) flow NTE 0.2 MGD (mean).</i>				

Influent Brine Received	
Date	Volume (Gallons)
N/A	N/A

Sludge Removal	
Date	Gallons
2/1/23	4,800

Effluent and Influent Monitoring

Date	Biweekly Effluent BOD (24 HC)	Biweekly Effluent TSS (24 HC)	Biweekly Influent BOD (24 HC)	Biweekly Influent TSS (24 HC)	Monthly Effluent Oil & Grease (Grab)
2/2/23	40	18	368	200	
2/5/23	28	23	222	258	
2/9/23	30	31	310	276	3.2 DNQ
2/12/23	35	25	415	371	
2/16/23	43	33	293	266	
2/19/23	44	34	471	266	
2/23/23	28	30	320	246	
2/26/23	24	23	167	169	
Min	24	18	167	169	3.2 DNQ
Mean	34.0	27.1	320.8	256.5	3.2 DNQ
Max	44	34	471	371	3.2 DNQ
BOD Removal: 89.4%			TSS Removal: 89.4%		

Effluent Monitoring

Date	Weekly Set. Solids (Grab)	Weekly Turbidity (Grab)	Weekly pH (Grab)	Weekly Temp °F (Grab)
2/2/23	<0.1	44	6.5	58
2/9/23	<0.1	35.7	7.2	61
2/16/23	<0.1	46.3	7.3	66
2/23/23	<0.1	45.1	7.3	64
Min	<0.1	35.7	6.5	58
Mean	<0.1	42.8	7.1	62
Max	<0.1	46.3	7.3	66

Effluent Limits

Parameter	Units	Monthly Avg	Weekly Avg	Daily Max
BOD	mg/L	40	60	90
Suspended Solids	mg/L	40	60	90
Oil and Grease	mg/L	25	40	75
Turbidity	NTU	75	100	225
Total Coliform	MPN/100 mL	7 Sample Median: 23		
		More than once in 30 days: 240		
		Daily Maximum: 2,400		
Chlorine Residual	mg/L	6 Month Median: 0.3		1.2
pH	pH units	Between 6.0 - 9.0		
Settleable Solids	mL/L	1.0	1.5	3.0
BOD/TSS Removal	%	≥ 75%	***	***

I certify under penalty of perjury that the foregoing is true and accurate and that the sampling procedure and analysis used are as specified in the Waste Discharge Order for this facility.

SIGNATURE: _____

DATE: 3/8/2023

PRINTED NAME: Shawn Powell

TITLE: Operator

Avila Beach CSD Wastewater Treatment Facility

Monthly report due last day of following month
Annual report due January 30

Month: FEBRUARY 2023

Receiving Water Monitoring

Parameter (mg/L)	Units	Wastewater Treatment Plant Effluent*	RSW-A 500' West of Outfall Surface	RSW-B At Outfall, In Surf	RSW-C ABB 149 yds East of Pier, last steps on rock wall	RSW-D End of Avila Pier	RSW-E San Luis Obispo Creek, upstream of tidal influence	RSW-F At Outfall Terminus Surface	RSW-G At Outfall Terminus Surface, if effluent plume visible
Date	--	02/07/23	02/07/23	02/07/23	02/07/23	02/07/23	02/07/23	02/07/23	02/07/23
Latitude	GPS Coordinates	--	35°10'27.9"N	35°10'38.2"N	35°10'25.3"N	35°10'45.0"N	35°10'54.2"	35°10'26.2"	--
Longitude	GPS Coordinates	--	120°44'15.7"W	120°44'4.1"W	120°44'0.1"W	120°44'8.7"W	120°43'43.8"W	120°44'7.0"W	--
Total Coliform	MPN/100mL	<2	7	14	5	17	3,500	<2	No effluent plume visible at time of sampling.
Fecal Coliform	MPN/100mL	<2	<2	5	<2	17	460	<2	
Enterococcus	MPN/100mL	2	70	161	150	116	178	93	
Total Coliform Geometric Mean	MPN/100mL	--	11.4	82.9	47.2	16.1	3,376.8	12.2	
Fecal Coliform Geometric Mean	MPN/100mL	--	5.2	36.1	16.0	7.4	289.9	4.0	
Enterococcus Geometric Mean	MPN/100mL	--	82.2	142.8	60.3	75.7	219.9	77.1	

*Wastewater Treatment Plant Effluent results are included as reference in the Receiving Water SMR; results are also reported in the routine monitoring SMR.

Surface Water Limits

Parameter	Units	30-Day Geometric Mean	Single Sample Maximum
Total Coliform	MPN/100 mL	1,000	10,000
Fecal Coliform	MPN/100 mL	200	400
Enterococcus	MPN/100 mL	35	104

Total coliform density shall not exceed 1,000 per 100 mL when the fecal coliform to total coliform ratio exceeds 0.1

The receiving water results attached and reported above are required due to an effluent coliform limit exceedance occurring on September 1, 2022. Avila Beach CSD will continue Receiving Water Monitoring as required by the Central Coast Regional Water Quality Control Board, and will report the tabular results of completed monitoring via this supplemental self-monitoring report component.

I certify under penalty of perjury that the foregoing is true and accurate and that the sampling procedure and analysis used are as specified in the Waste Discharge Order for this facility.

SIGNATURE:

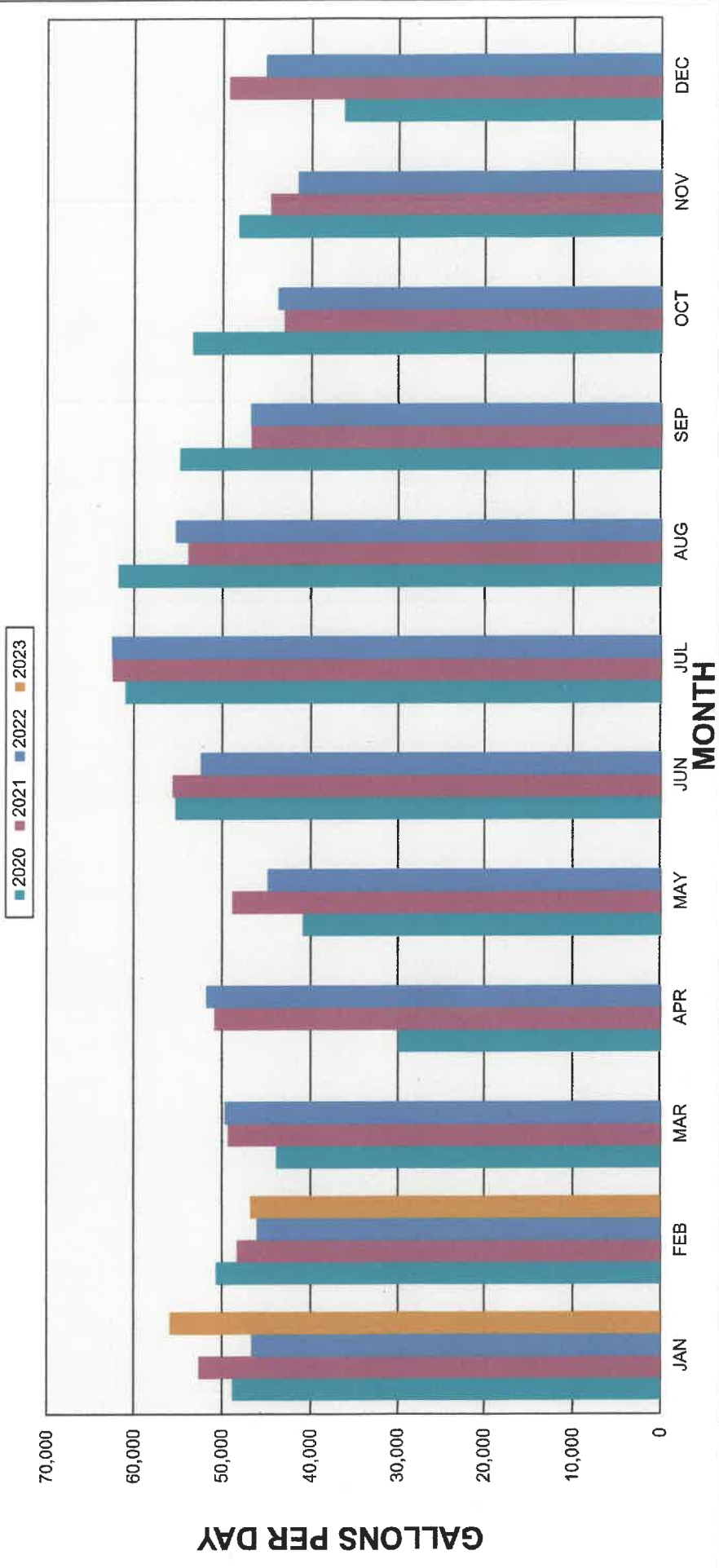


DATE: 3/8/2023

PRINTED NAME: Shawn Powell

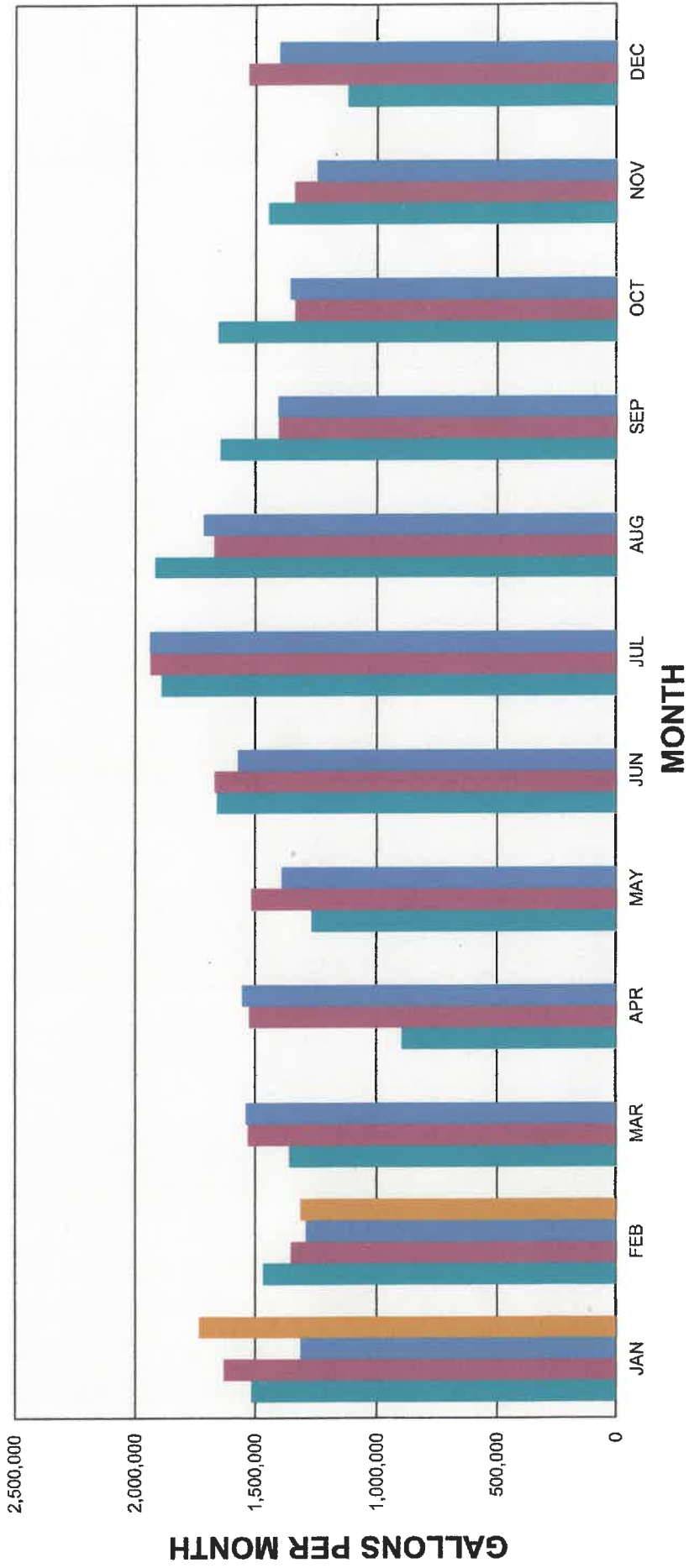
TITLE: Operator

ABCSD AVERAGE DAILY WWTP EFFLUENT FLOW (2020 - 2023)

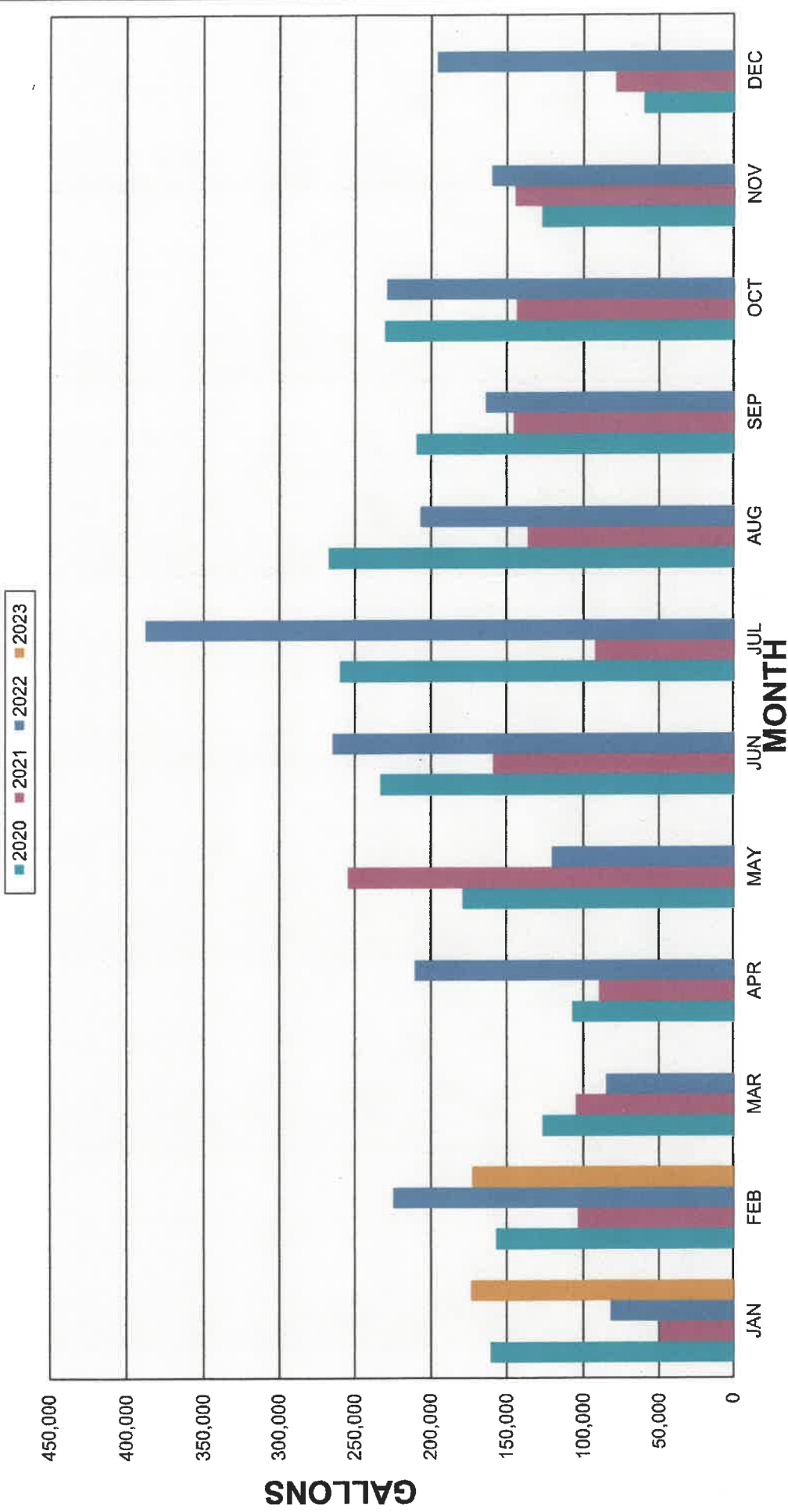


ABCSD MONTHLY TOTAL WWTP EFFLUENT FLOW (2020 - 2023)

■ 2020
 ■ 2021
 ■ 2022
 ■ 2023

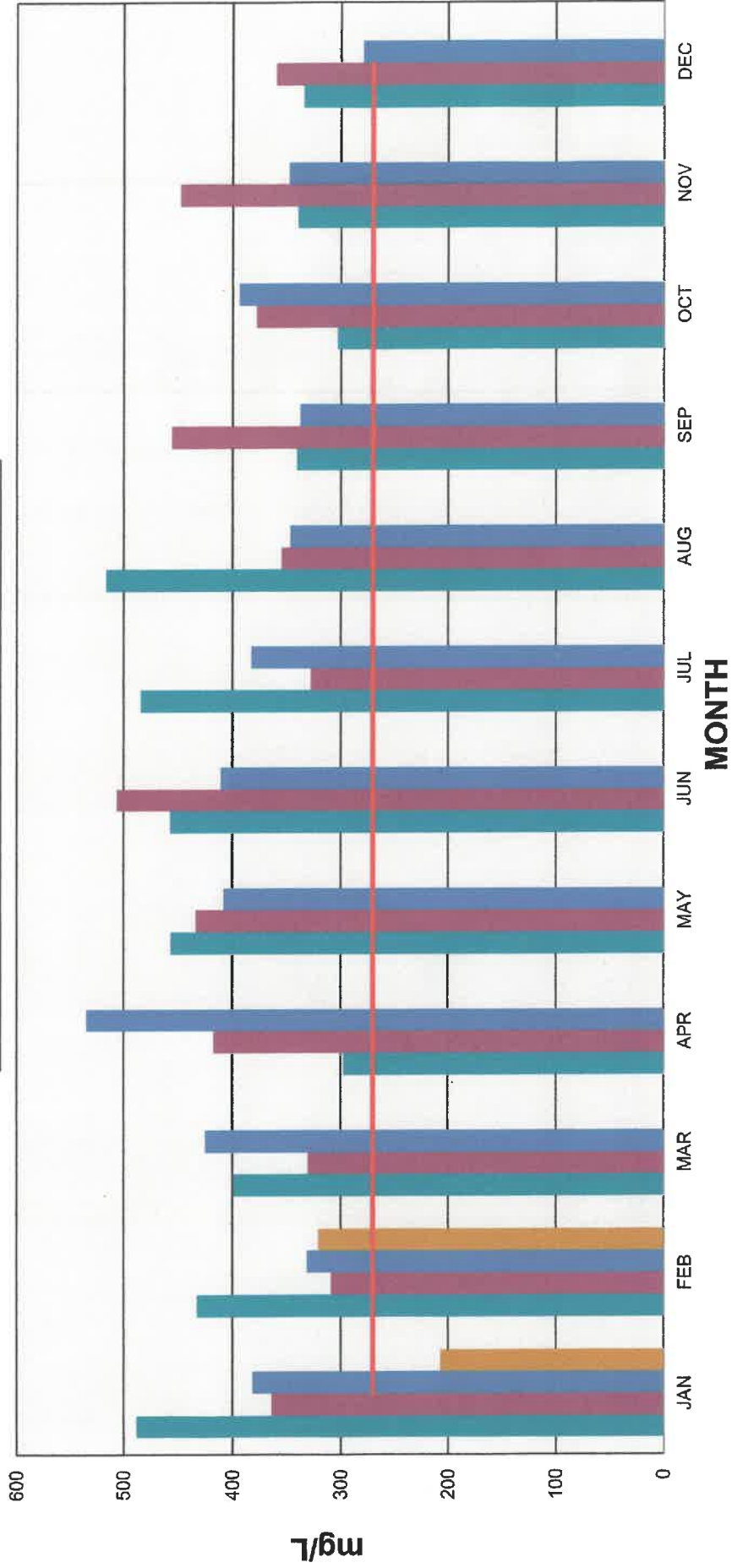


PORT SAN LUIS MONTHLY TOTAL FLOW (2020 - 2023)

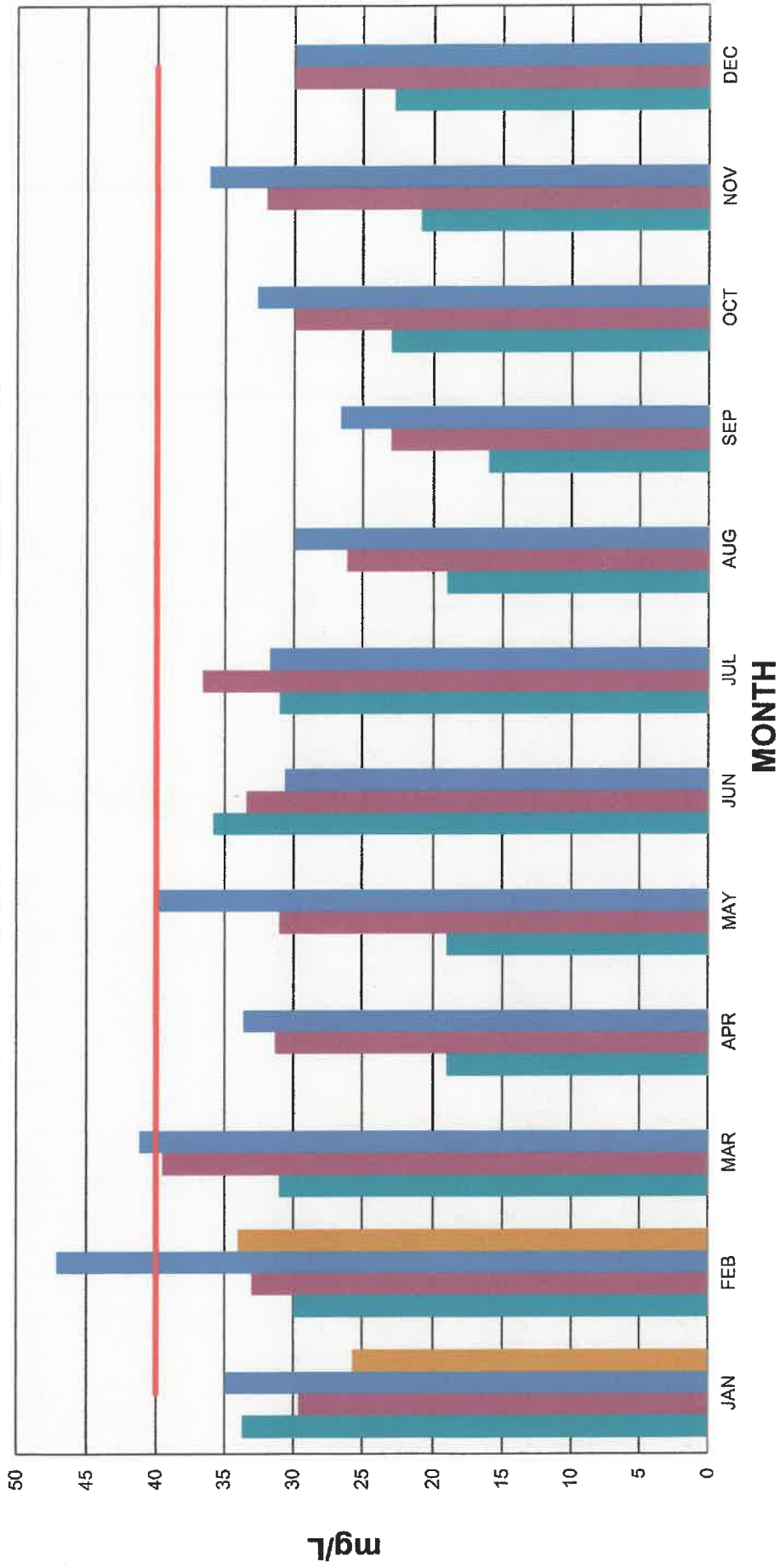


ABCSD MONTHLY AVERAGE INFLUENT BOD (2020 - 2023)

■ 2020
 ■ 2021
 ■ 2022
 ■ 2023
 — WWTP Design

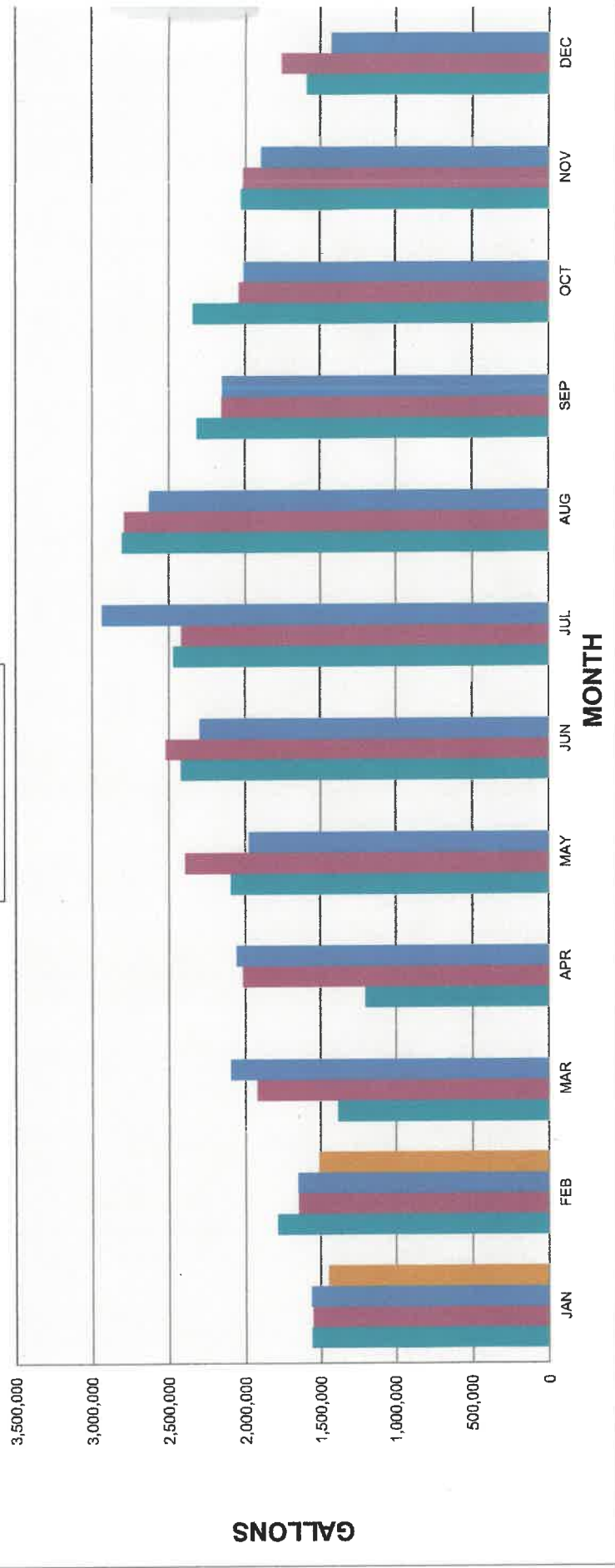


ABCSD MONTHLY AVERAGE EFFLUENT BOD (2020 - 2023)



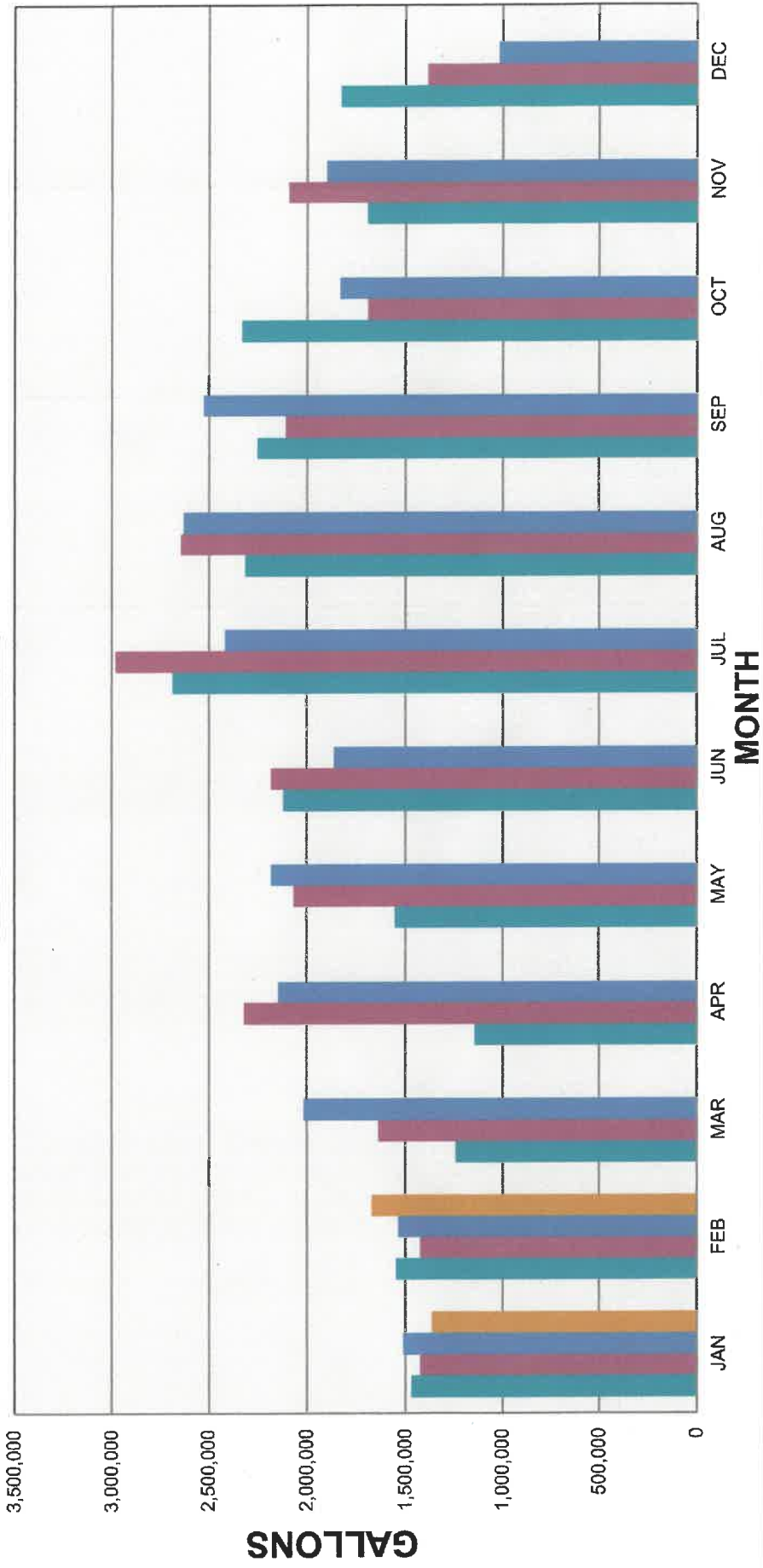
ABCSD MONTHLY WATER PURCHASED FROM LOPEZ (2020 - 2023)

■ 2020
 ■ 2021
 ■ 2022
 ■ 2023



ABCSD MONTHLY WATER SOLD (2020 - 2023)

■ 2020
 ■ 2021
 ■ 2022
 ■ 2023





April 7, 2023

Avila Beach Community Services District
100 San Luis Street
Avila Beach, CA 93424

**SUBJECT: MARCH 2023 MONTHLY FACILITY REPORT FOR THE AVILA BEACH COMMUNITY SERVICES DISTRICT
WASTEWATER TREATMENT PLANT, WATER SYSTEM, AND COLLECTION SYSTEM**

WASTEWATER TREATMENT PLANT

Areas within the wastewater plant that are known to accumulate solids continue to be manually cleaned on a regular basis. The Chlorine Contact Chamber floor is vacuumed out on a weekly basis. These solids, if left to decompose, can have a negative effect on the effluent quality leaving the facility.

A new SCADA PC was purchased and programmed due to the original computer failing and causing issues with the SCADA program.

The annual cleaning of the collection system was completed and may need to hit the hot spots later in the year.

WATER SYSTEM

The small water storage tank continues to be used as standby, with FRM staff monitoring the water quality in the tank and flushing as needed. FRM Staff continues to monitor the chlorine residuals and provide additional chlorine as needed. Staff has been performing distribution flushing on an as-needed basis.

COMPLIANCE RECORD AND PLANT PERFORMANCE

Staff compiled the data to complete the monthly Self-Monitoring Report and Discharge Monitoring Report in California Integrated Water Quality System (CIWQS). Once approved, the reports are uploaded into CIWQS and certified by ABCSD Staff.

Plant Design for Influent BOD is 270 mg/L. The permit limit for Effluent TSS and BOD is a Monthly Average of 40 mg/L with a Daily Maximum of 90 mg/L.

Sincerely,
FLUID RESOURCE MANAGEMENT

ATTACHMENTS

- Self-Monitoring Report
- ABCSD Average Daily WWTP Effluent Flow (2020-2023)
- ABCSD Monthly Total WWTP Effluent Flow (2020-2023)
- Port San Luis Monthly Total Flow (2020-2023)
- Monthly Average Influent BOD (2020-2023)
- Monthly Average Effluent BOD (2020-2023)
- Monthly Water Purchased from Lopez (2020-2023)
- ABCSD Monthly Water Sold (2020-2023)



Avila Beach CSD Wastewater Treatment Facility

Monthly report due last day of following month
Annual report due January 30

Month: MARCH 2023

Date	Daily Flow (MGD)			Effluent Monitoring		
	Total	Max (gpm)	Avg (gpm)	Biweekly Total Coliform	Biweekly Fecal Coliform	Daily Chlorine Residual
1	0.056331	79	39			0.00
2	0.044341	86	30	13	2	0.00
3	0.039950	73	27			0.05
4	0.051846	84	36			0.00
5	0.050462	123	35			0.00
6	0.038124	77	27			0.01
7	0.034846	64	24	2	<2	0.00
8	0.039031	82	27			0.00
9	0.045706	91	31	2	<2	0.00
10	0.118829	171	82			0.01
11	0.099418	120	69			0.01
12	0.079874	122	55			0.00
13	0.051527	107	40			0.00
14	0.093123	149	67			0.00
15	0.080662	135	59	17	<2	0.01
16	0.136803	136	52			0.03
17	0.056658	88	39	7	<2	0.00
18	0.067056	114	47			0.00
19	0.062264	110	43			0.00
20	0.045191	91	31			0.00
21	0.053232	104	37	5	<2	0.00
22	0.062657	104	43			0.03
23	0.059610	99	42	<2	<2	0.00
24	0.054697	97	38			0.00
25	0.062024	125	43			0.00
26	0.061448	107	42			0.00
27	0.043170	101	32			0.00
28	0.043944	83	30	<2	<2	0.01
29	0.048117	86	34			0.00
30	0.056790	92	40			0.00
31	0.052648	97	37			0.00
Min	0.034846	64	24	<2	<2	0.00
Mean	0.060980	103	41	5.8	<2	0.01
Max	0.136803	171	82	17	2	0.05
Total	1.890379	Effluent daily (dry weather) flow NTE 0.2 MGD (mean).				

Influent Brine Received

Date	Volume (Gallons)
N/A	N/A

Sludge Removal

Date	Gallons
N/A	N/A

Effluent and Influent Monitoring

Date	Biweekly Effluent BOD (24 HC)	Biweekly Effluent TSS (24 HC)	Biweekly Influent BOD (24 HC)	Biweekly Influent TSS (24 HC)	Monthly Effluent Oil & Grease (Grab)
3/2/23	29	11	344	282	
3/5/23	22	14	183	146	
3/9/23	20	13	245	234	
3/12/23	10	7	137	159	
3/16/23	7	12	99	118	
3/19/23	18	12	178	187	
3/23/23	12	6	146	138	
3/26/23	16	6	265	260	
3/30/23					
Min	7	6	99	118	
Mean	16.8	10.1	199.6	190.5	
Max	29	14	344	282	
BOD Removal: 91.6%			TSS Removal: 94.7%		

Effluent Monitoring

Date	Weekly Set. Solids (Grab)	Weekly Turbidity (Grab)	Weekly pH (Grab)	Weekly Temp °F (Grab)
3/2/23	<0.1	23.6	7.2	58
3/9/23	<0.1	31.2	7.2	58
3/16/23	<0.1	15.4	7.1	59
3/23/23	<0.1	27.9	6.9	61
3/30/23				
Min	<0.1	15.4	6.9	58
Mean	<0.1	24.5	7.1	59.0
Max	<0.1	31.2	7.2	61

Effluent Limits

Parameter	Units	Monthly Avg	Weekly Avg	Daily Max
BOD	mg/L	40	60	90
Suspended Solids	mg/L	40	60	90
Oil and Grease	mg/L	25	40	75
Turbidity	NTU	75	100	225
Total Coliform	MPN/100 mL	7 Sample Median: 23		
		More than once in 30 days: 240		
		Daily Maximum: 2,400		
Chlorine Residual	mg/L	6 Month Median: 0.3		1.2
pH	pH units	Between 6.0 - 9.0		
Settleable Solids	mL/L	1.0	1.5	3.0
BOD/TSS Removal	%	≥ 75%	***	***

I certify under penalty of perjury that the foregoing is true and accurate and that the sampling procedure and analysis used are as specified in the Waste Discharge Order for this facility.

SIGNATURE: _____



DATE: 4/4/2023

PRINTED NAME: Shawn Powell

TITLE: Operator

Avila Beach CSD Wastewater Treatment Facility

Monthly report due last day of following month
Annual report due January 30

Month: **MARCH 2023**

Receiving Water Monitoring

Parameter (mg/L)	Units	Wastewater Treatment Plant Effluent*	RSW-A 500' West of Outfall Surface	RSW-B At Outfall, In Surf	RSW-C ABB 149 yds East of Pier, last steps on rock wall	RSW-D End of Avila Pier	RSW-E San Luis Obispo Creek, upstream of tidal influence	RSW-F At Outfall Terminus Surface	RSW-G At Outfall Terminus Surface, if effluent plume visible
Date	---	03/07/23	03/07/23	03/07/23	03/07/23	03/07/23	03/07/23	03/07/23	03/07/23
Latitude	GPS Coordinates	---	35°10'27.3"N	35°10'38.9"N	35°10'21.3"N	35°10'44.8"N	35°10'54.1"N	35°10'25.1"N	---
Longitude	GPS Coordinates	---	120°44'17.2"	120°44'03.9"W	120°45'26.6"W	120°44'7.9"W	120°43'43.9"W	120°44'8.5"W	---
Total Coliform	MPN/100mL	2	13	17	14	79	>1,600	130	No effluent plume visible at time of sampling.
Fecal Coliform	MPN/100mL	<2	<2	11	<2	2	240	<2	
Enterococcus	MPN/100mL	1	89	206	96	206	82	86	
Total Coliform Geometric Mean	MPN/100mL	---	16.6	57.1	27.8	33.7	3,376.8	28.2	
Fecal Coliform Geometric Mean	MPN/100mL	---	5.2	22.8	8.7	7.4	370.9	4.0	
Enterococcus Geometric Mean	MPN/100mL	---	107.7	184.7	94.7	118.3	189.4	101.3	

*Wastewater Treatment Plant Effluent results are included as reference in the Receiving Water SMR; results are also reported in the routine monitoring SMR.

Surface Water Limits

Parameter	Units	30-Day Geometric Mean	Single Sample Maximum
Total Coliform	MPN/100 mL	1,000	10,000
Fecal Coliform	MPN/100 mL	200	400
Enterococcus	MPN/100 mL	35	104

Total coliform density shall not exceed 1,000 per 100 mL when the fecal coliform to total coliform ratio exceeds 0.1

The receiving water results attached and reported above are required due to an effluent coliform limit exceedance occurring on September 1, 2022. Avila Beach CSD will continue Receiving Water Monitoring as required by the Central Coast Regional Water Quality Control Board, and will report the tabular results of completed monitoring via this supplemental self-monitoring report component.

I certify under penalty of perjury that the foregoing is true and accurate and that the sampling procedure and analysis used are as specified in the Waste Discharge Order for this facility.

SIGNATURE:



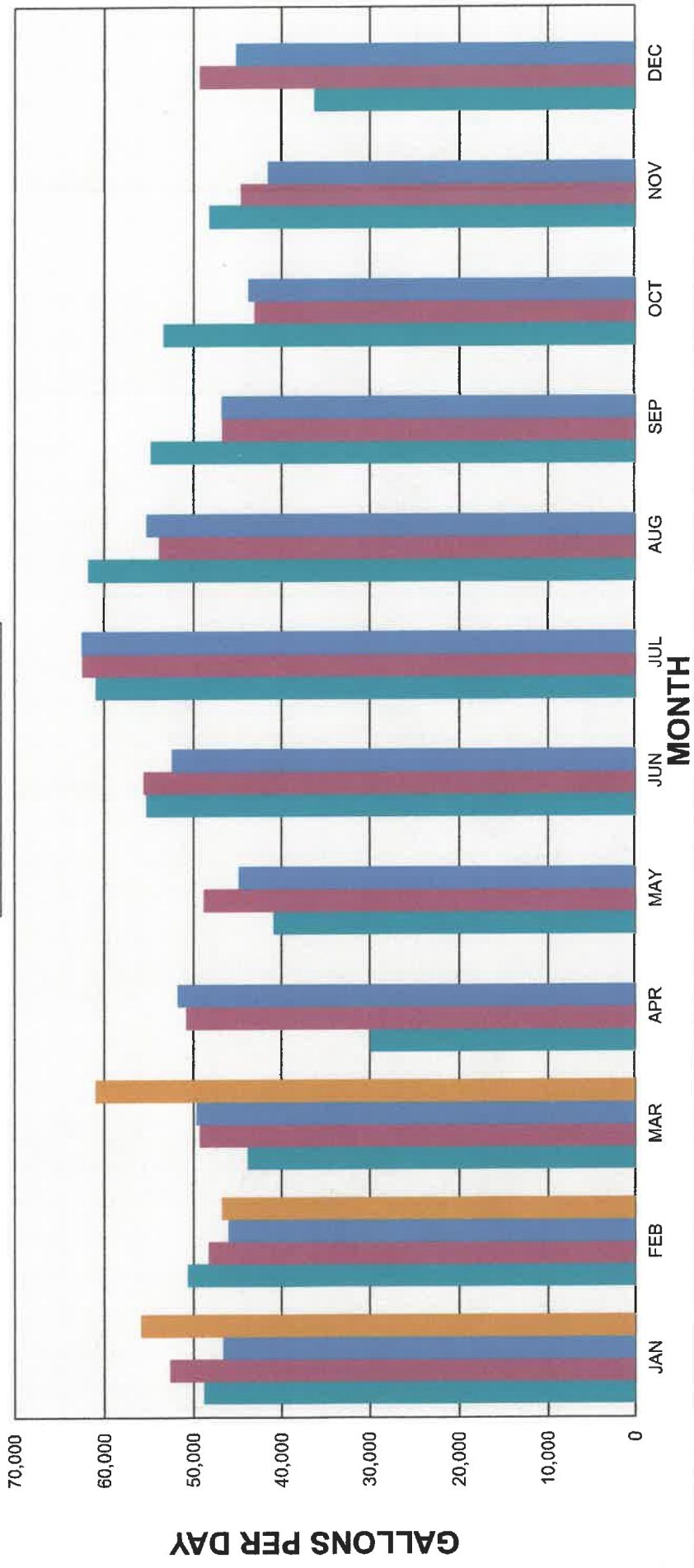
PRINTED NAME: **Shawn Powell**

DATE: **4/4/2023**

TITLE: **Operator**

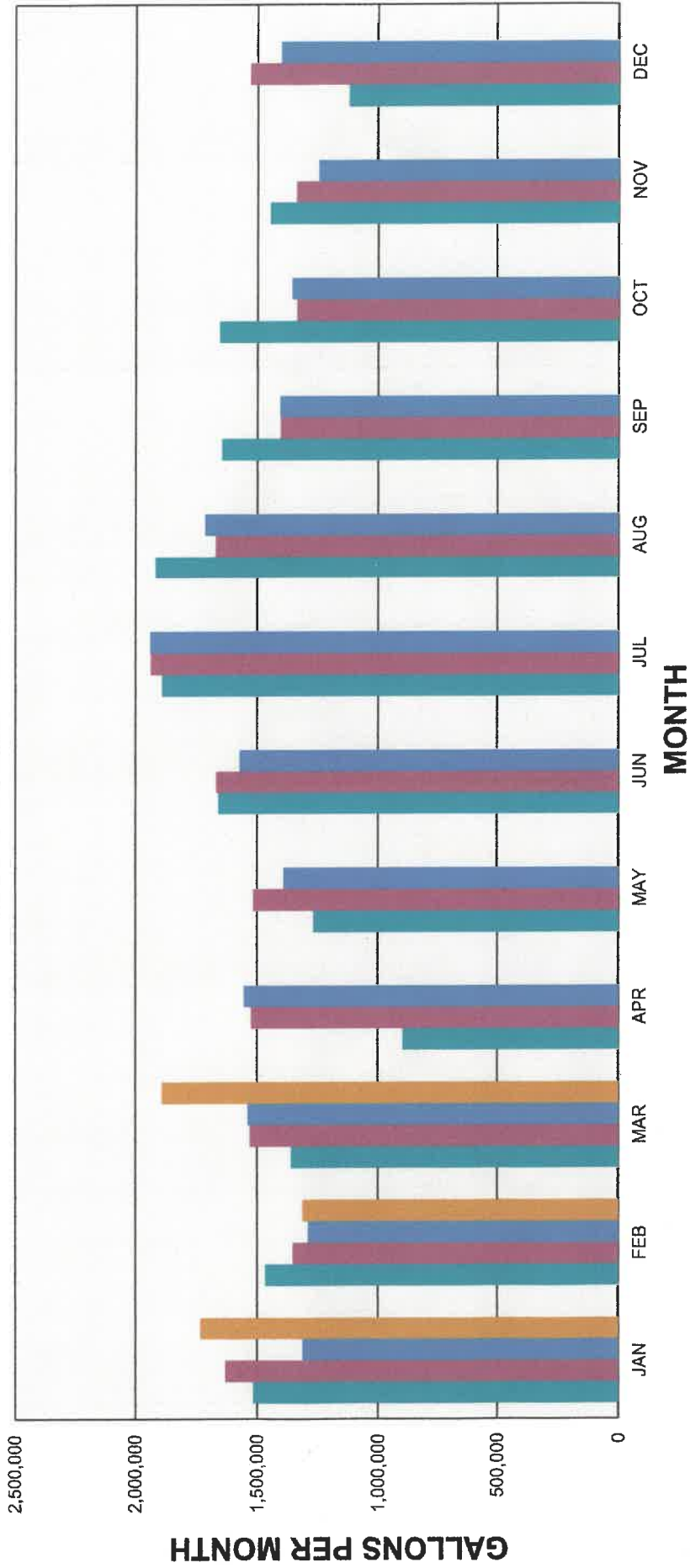
ABCSD AVERAGE DAILY WWTP EFFLUENT FLOW (2020 - 2023)

Legend: 2020 (Teal), 2021 (Maroon), 2022 (Blue), 2023 (Orange)



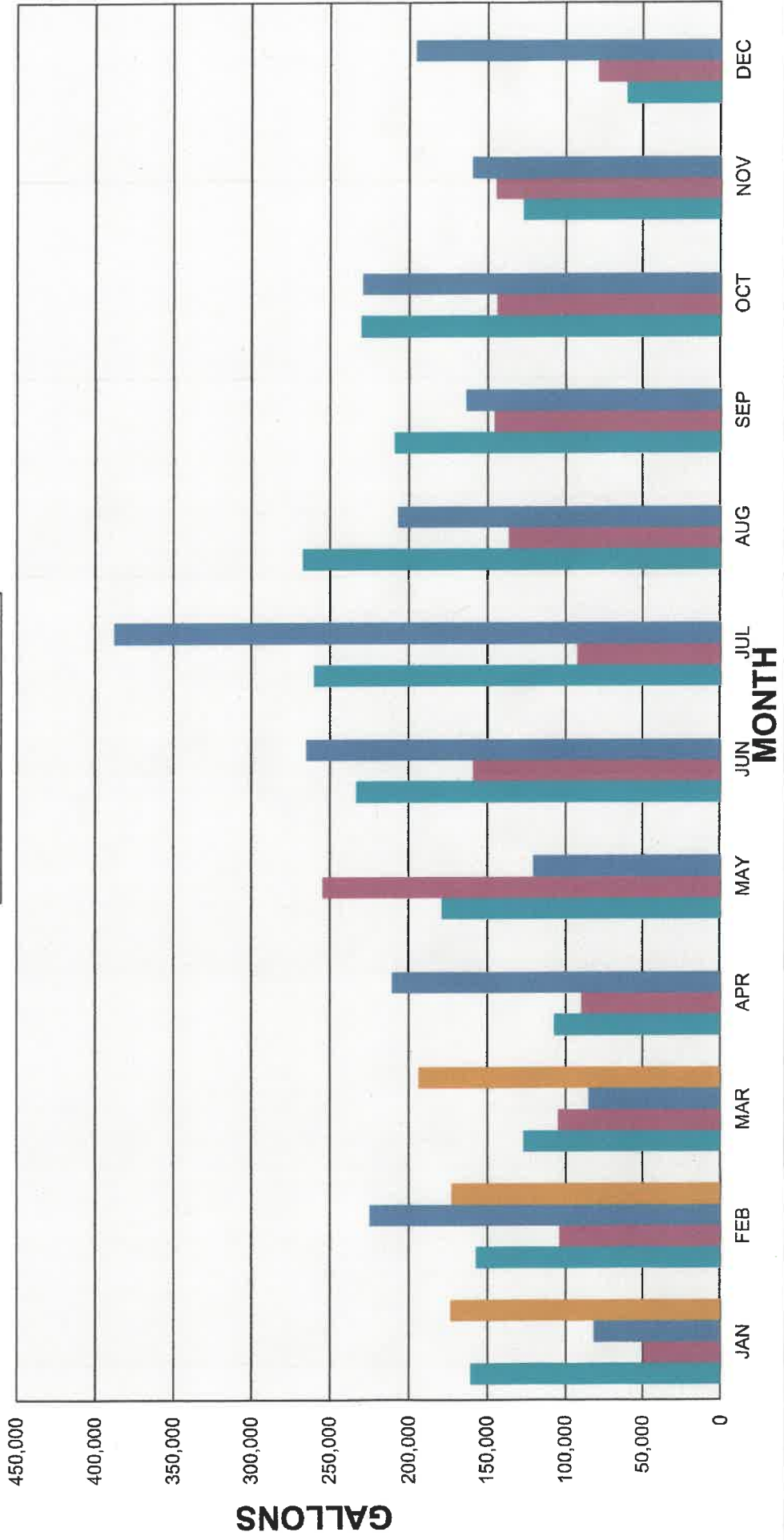
ABCSD MONTHLY TOTAL WWTP EFFLUENT FLOW (2020 - 2023)

■ 2020
 ■ 2021
 ■ 2022
 ■ 2023



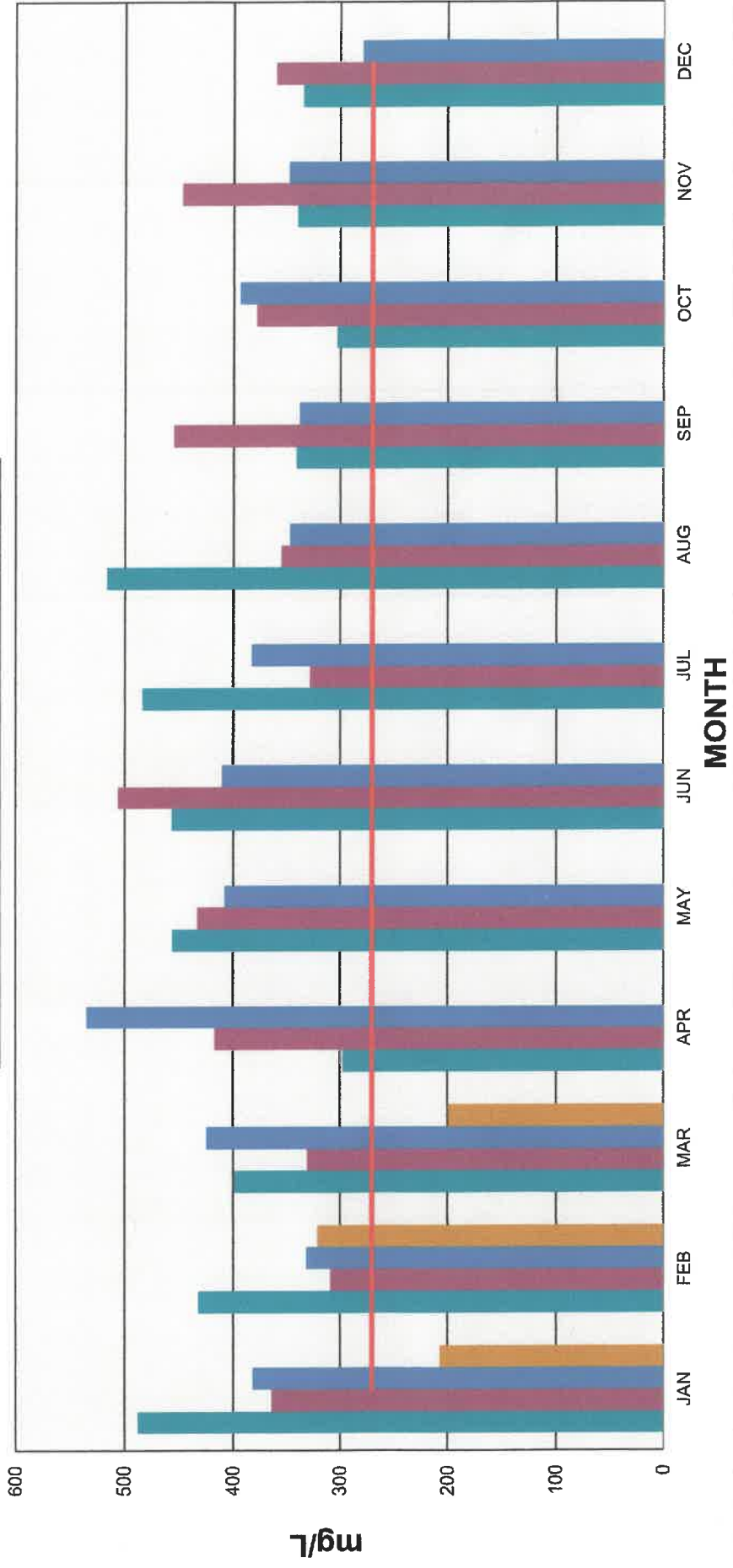
PORT SAN LUIS MONTHLY TOTAL FLOW (2020 - 2023)

■ 2020
 ■ 2021
 ■ 2022
 ■ 2023



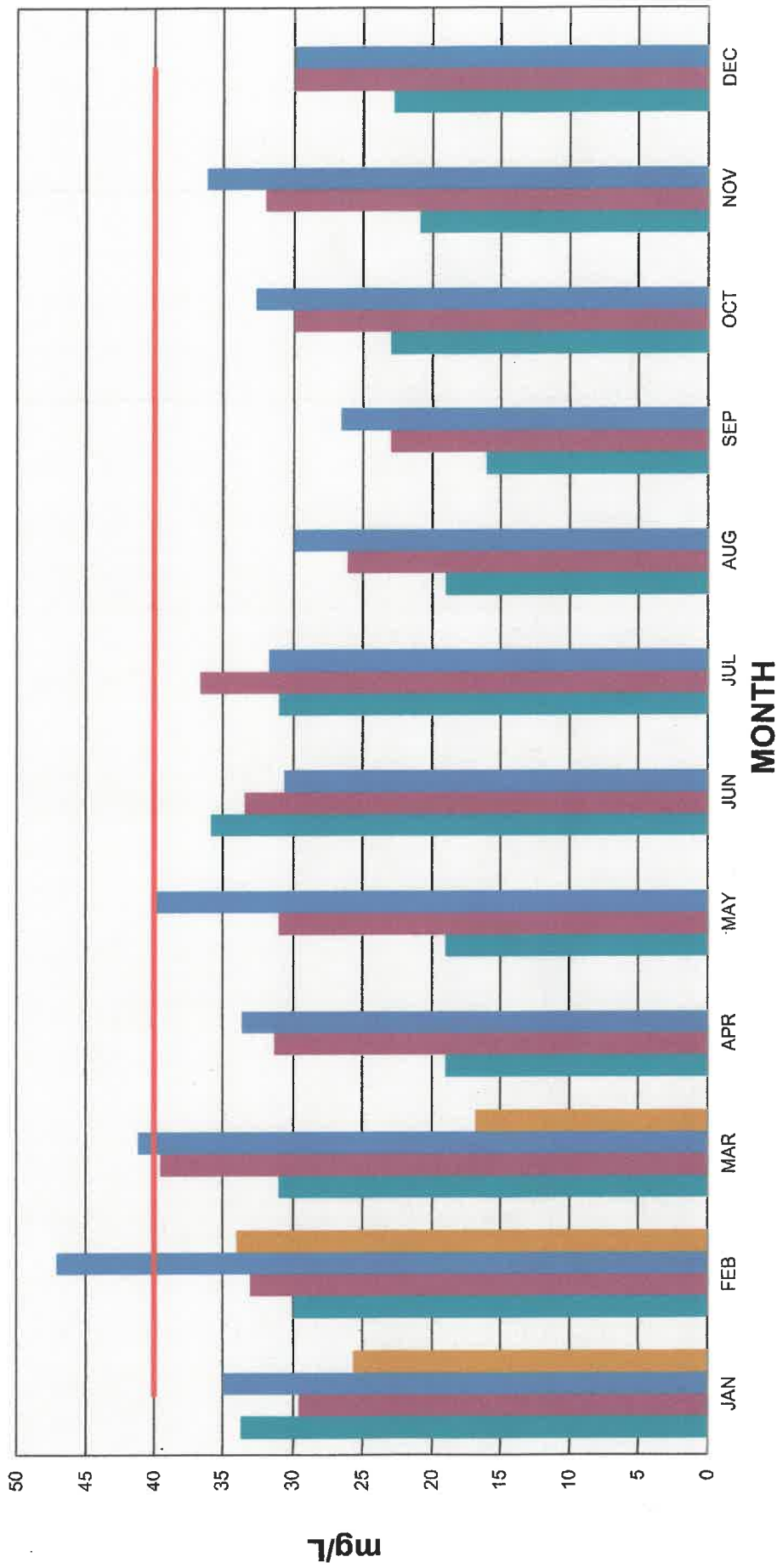
ABCSD MONTHLY AVERAGE INFLUENT BOD (2020 - 2023)

■ 2020
 ■ 2021
 ■ 2022
 ■ 2023
 — WWTP Design



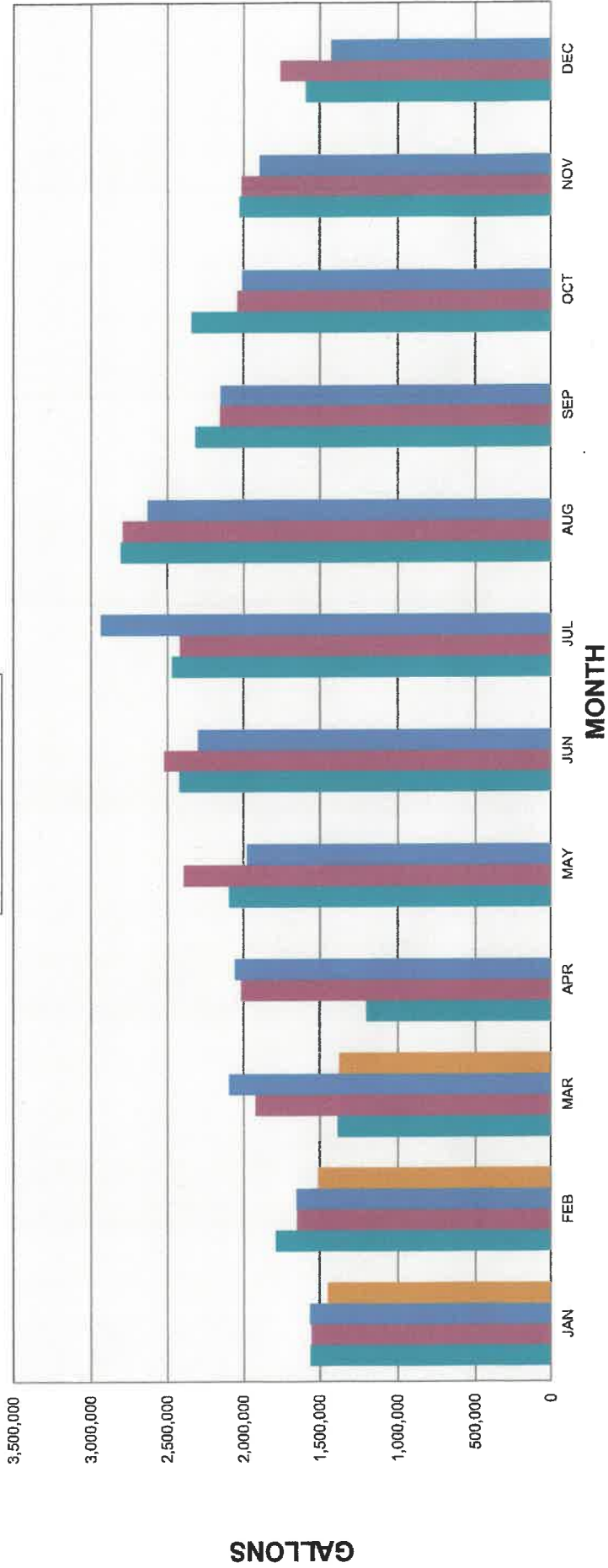
ABCSD MONTHLY AVERAGE EFFLUENT BOD (2020 - 2023)

■ 2020
 ■ 2021
 ■ 2022
 ■ 2023
 — 30 Day Average Limit



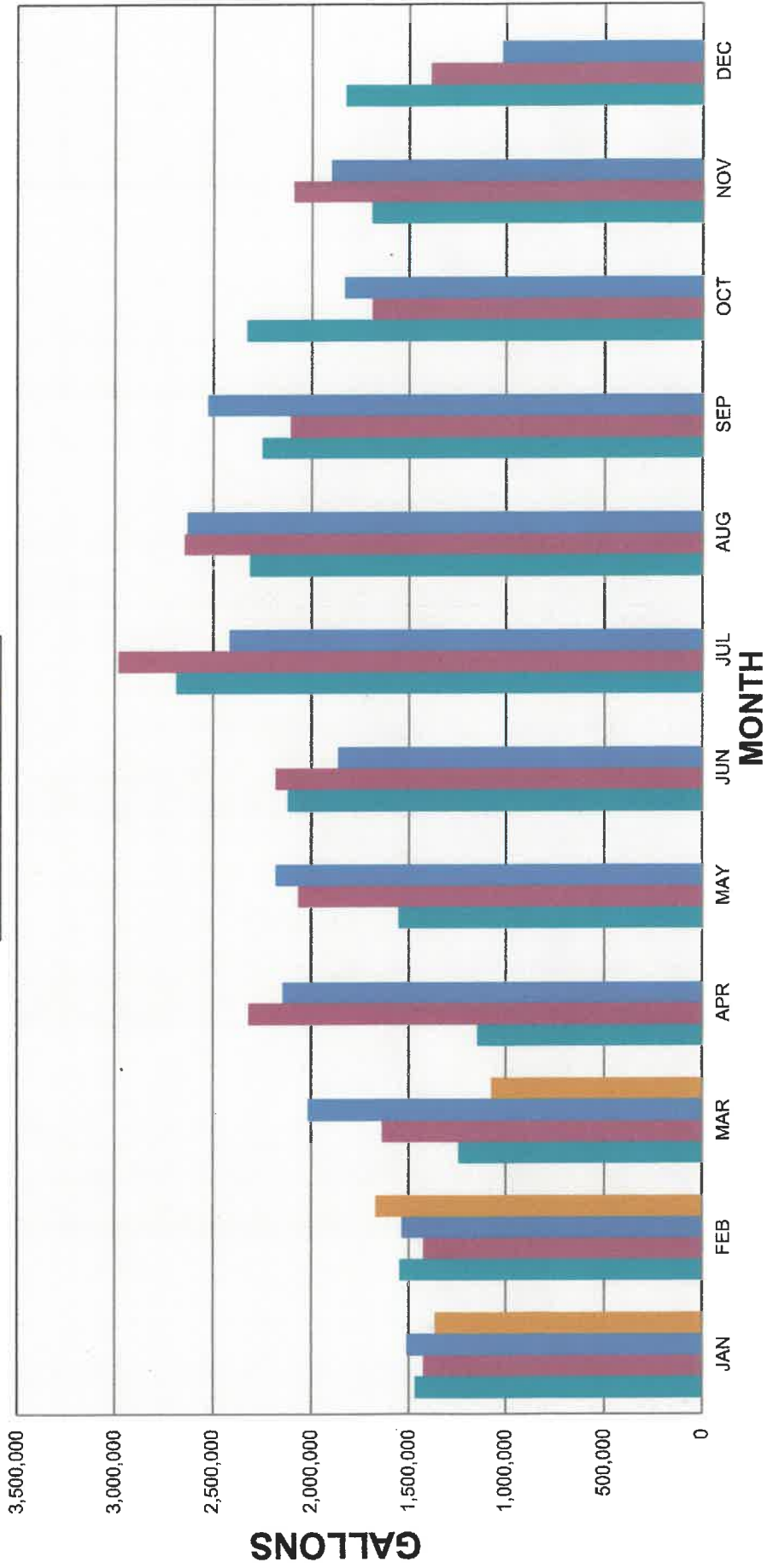
ABCSD MONTHLY WATER PURCHASED FROM LOPEZ (2020 - 2023)

■ 2020
 ■ 2021
 ■ 2022
 ■ 2023



ABCSD MONTHLY WATER SOLD (2020 - 2023)

■ 2020 ■ 2021 ■ 2022 ■ 2023




**AVILA BEACH
COMMUNITY SERVICES DISTRICT**

Post Office Box 309, Avila Beach, CA. 93424

MEMORANDUM

TO: Board of Directors

FROM: Brad Hagemann, General Manager 

DATE: April 18th, 2023

SUBJECT: 2023 Annual Weed Abatement Program.

Recommendation:

Adopt Resolution No. 2023-01 Declaring Weeds, Dry Grass and Trash to be a Nuisance and provide for Abatement and set June 6th, 2023, as the Public Hearing date to hear any objections to the required clearance and to coordinate with CAL Fire for their participation.

Discussion:

Each year the District coordinates an Annual Weed Abatement Program in the community to ensure that weeds, dry grass and trash are cleaned up and do not pose a fire hazard. Typically, property owners take steps to clean up trash and provide proper weed abatement. However, even after an initial request, several parcels in town typically require posting and cleanup. Most property owners comply with the posting and clean up the posted lots in a timely manner. Attached to this staff report are the Weed Abatement Notification that will be sent out with the April, water and sewer bill and Resolution No. 2023-01.

AVILA BEACH COMMUNITY SERVICES DISTRICT

RESOLUTION No. 2023-01

RESOLUTION OF THE BOARD OF DIRECTORS OF THE AVILA BEACH COMMUNITY SERVICES DISTRICT DECLARING WEEDS, DRY GRASS, AND TRASH TO BE A NUISANCE AND THREAT TO PUBLIC SAFETY AND PROVIDING FOR ABATEMENT

WHEREAS, there exists on certain lots and parcels of real property within the District, weeds, dry grass, brush, litter and other flammable material which endanger the public safety;

WHEREAS, The Board of Directors finds these conditions constitute a public nuisance and safety hazard and deem that these conditions should be abated;

WHEREAS, pursuant to law, notice shall be given to destroy and remove, and clear, dry weeds, grass brush, litter, trash and other flammable materials on certain lots and parcels of land within the District, and a hearing where concerns about such matters will be heard is hereby set for **6th day of June, 2023, at 1:00 P.M. at the Avila Beach Community Services District meeting place at 100 San Luis Street, Avila Beach CA 93424,**

WHEREAS, the Fire Chief of CAL FIRE is hereby designated as the person referred to in the Health and Safety code 14890, to abate these conditions.

NOW, THEREFORE, BE IT RESOLVED, by the Fire Chief is hereby directed to post notice and send written notice to property owners where the conditions described above exists.

ON MOTION of Director _____, seconded by Director _____, and the following roll call vote, to wit:

AYES:

NOES:

ABSENT:

The foregoing Resolution is hereby adopted this 18th day of April 2023.

Peter Kelley, President

Attest: Brad Hagemann


General Manager

AVILA BEACH
COMMUNITY SERVICES DISTRICT

Post Office Box 309, Avila Beach, CA. 93424

MEMORANDUM

TO: Board of Directors

FROM: Brad Hagemann, General Manager 

DATE: April 18, 2023

SUBJECT: Presentation and Review of Preliminary FY 2023-24 District Budget

Recommendation:

1. Receive and provide comments on the Preliminary FY 2023/24 Budget
2. Advertise two weeks in advance for a public hearing and anticipated adoption of the Final Budget on May 9th, 2023.

Funding:

Revenues and Expenditures for FY 2023-24 are to be administered in accordance with the adopted budget.

Discussion:

Each year the District prepares and adopts an operating and capital projects budget for the coming Fiscal Year. The budget preparation process typically includes any adjustments to the water and/or sewer fee schedules. In late 2019 the Board retained a consultant to prepare a Cost of Services and Rate Study. In May 2020, the Board concluded the Prop 218 Hearing Process and adopted a five year rate schedule that included a maximum 3% per year water and sewer revenue increase.

Consistent with last year, staff wanted to get an early start on the budget review and adoption process by bringing the draft budget to the full Board in April. Staff's initial observations/recommendations include:

- Staff anticipates that the new MBR unit will on-line by mid-July. The District will need to revise the scope of the Operations and Maintenance contract to reflect this change. We also anticipate that the District will rebid the O & M contract in late 2023. Staff has included a 20% increase in the wastewater contract operations budget line item.
- Staff recommends the Board strongly consider adopting the 3% water and sewer rate increase this year as recommended in the 2020 Rate Study. The Board did not increase rates for FY the 2021/22 budget but did increase rates 3% in the FY 2022/23 budget. As the Directors are aware, annual inflation rates have been well above 6%

per year for the last twelve months. In accordance with the Prop 218 process, the Board may hold the rates steady or increase rates *up to 3%* in any given year. The Board is not allowed to increase the rates *greater than 3%* in any of the next 2 years. I anticipate the Board will perform a cost of services and rate study in FY 2024/25 that will inform the Board's decision regarding water and sewer rates that will be implemented starting on July 1, 2025.

Attached is the Preliminary FY 2023/24 budget for the Board's review and comment. The draft budget anticipates:

- A 3% rate increase in both water and wastewater revenue;
- 3% increase in county tax revenue;
- Increase of interest revenue from \$15,000 to \$50,000;
- Little or no connection fee revenue;
- 10% - 12% increase in utility expenses and a 5% - 10% increase in most O & M expenses;
- The Cal Fire contract increase from \$215,000 to \$235,000;

The Capital Improvement Program budget anticipates:

- The annual WWTP project loan payment of approximately \$206,000. The Harbor District will reimburse the CSD for 33% of the loan payment (approximately \$68,000 per year).;
- A project to update and integrate the "old treatment plant" SCADA system with the new MBR SCADA system;
- Installation of an Automated Meter Reading (AMR) system that will upgrade the District's water meters and provides accuracy and efficiency in the meter reading and billing process;
- A project to repair the fascia and paint the exterior of the District Admin building.

Staff will present an overview of the projected FY 2022/23 year-end budget figures and the preliminary FY 2023/24 operating budget and capital projects budget. Staff anticipates that the Board will consider adoption of the final FY 2023/24 budget at the Board's May 9th, 2023, Board meeting.

A formal Public Hearing Notice for the budget adoption will be published at least two weeks in advance of the May 9th, 2023 hearing date.



Avila Beach Community Services District

DRAFT

2023/24 Fiscal Year Budget

Presented to the Board of Directors

April 18, 2023

Peter Kelley, President
Ara Najarian, Vice President
Kristin Berry
Howie Kennett
John Janowitz

Proposed by:

Brad Hagemann
General Manager/District Engineer

**Avila Beach Community Services District
2023-24 Fiscal Year Budget**

Fund Balances

AVILA BEACH COMMUNITY SERVICES DISTRICT
Cash Account Balances
Estimated FY 2022/23 Ending Balances

General Checking - Pacific Premier

Approx Ending Balance	06/30/23	\$ <u>930,000</u>
-----------------------	----------	--------------------------

LAIF - Account Balance

Beginning Balance	07/01/22	\$ 3,889,000
-------------------	----------	--------------

Transfer In/Out		\$ 0.00
-----------------	--	---------

Interest earned		\$ 50,000
-----------------	--	-----------

<u>LAIF Approx Ending Balance</u>	06/30/23	\$ <u>3,939,000</u>
--	----------	----------------------------

Reserve Account Balances

Water

Operating Reserve		\$ 375,000
-------------------	--	------------

Capaital Replacement Reserve		\$ 225,000
------------------------------	--	------------

Emergency Capital Reserve		\$ 75,000
---------------------------	--	-----------

Rate Stabilization		\$ 75,000
--------------------	--	-----------

	Total Water	\$ <u>750,000</u>
--	-------------	--------------------------

Wastewater

Operating Reserve		\$ 475,000
-------------------	--	------------

Capaital Replacement Reserve		\$ 1,500,000
------------------------------	--	--------------

Emergency Capital Reserve		\$ 175,000
---------------------------	--	------------

Rate Stabilization		\$ 85,000
--------------------	--	-----------

	Total Wastewater	\$ <u>2,235,000</u>
--	------------------	----------------------------

Unallocated General Reserves		\$ 954,000
------------------------------	--	------------

Total Approx Ending Balance	06/30/23	\$ <u><u>4,869,000</u></u>
-----------------------------	----------	-----------------------------------

**Avila Beach Community Services District
2023-24 Fiscal Year Budget**

Budget Summary

Avila Beach Community Services District
Operations Maintenance Budget

Combined Detail - Draft

Fiscal Year 2023/24
(April 18, 2023)

	Admin/Gen	Sanitary	Water	Street Lights	Solid Waste	Total
Ordinary Income/Expense						
Income						
4010 · Operating Revenue	0	460,000	475,000	0		935,000
4012 · S W Franchise Fee					27,000	27,000
4020 · Ambulance Franchise Fee	4,500	0	0	0	0	4,500
4030 · County Taxes	470,000	200,000	100,000	15,000	0	785,000
4050 · Harbor O & M Reimbursement	0	100,000	0	1,000	0	101,000
4100 · Misc Income	0	0	0	0	0	0
4600 · Interest Income	50,000	0	0	0	0	50,000
Total Income	524,500	760,000	575,000	16,000	27,000	1,902,500
Expense						
5100 · Merch CC Fees TIB	7,500	0	0	0		7,500
5210 · Gross Wages	50,000	0	0	0	2,000	52,000
5230 · Payroll Taxes	1,000	0	0	0	0	1,000
5242 · Health Insurance	9,600	0	0	0	0	9,600
5254 · CalPERS Kathy	16,000	0	0	0	0	16,000
5256 · CalPERS Kristi	5,000	0	0	0	0	5,000
5260 · Work Comp Insurance	1,300	0	0	0	0	1,300
5280 · Payroll Admin & Misc	1,500	0	0	0	0	1,500
6102 · Accounting	15,500	0	0	0	500	16,000
6103 · Accounting Audit	10,000	0	0	0	1,000	11,000
6120 · Dues & Subscriptions	9,500	500	1,000	0	0	11,000
6130 · LAFCo Fees	6,000	0	0	0	1,000	7,000
6135 · Legal	15,000	5,000	2,000	0	5,000	27,000
6140 · Office Supplies & Postage	7,000	1,000	1,000	0	0	9,000
6145 · Public Notices	1,000	0	0	0	0	1,000
6150 · Rate Assistance	0	0	0	0	9,500	9,500
6155 · Rent	0	0	0	0	0	0
6160 · Training	2,500	0	0	0	0	2,500
6165 · Fuel & Travel	1,000	1,000	0	0	0	2,000
6170 · Web Site	3,000	0	0	0	0	3,000
6503 · Chemicals	0	55,000	2,000	0	0	57,000
6505 · Contract Labor O & M	4,000	240,000	70,000	0	0	314,000
6506 · Contract Labor GM	55,000	0	0	0	3,000	58,000
6507 · Contract Labor District Engr	0	55,000	25,000	0	0	80,000
6510 · Critical Spare Parts	0	6,000	4,000	0	0	10,000
6515 · Engineering	0	3,500	5,000	0	0	8,500
6520 · Equip Repairs & Maintenance	3,000	90,000	12,000	3,000	0	108,000
6525 · Fat Oil & Grease Program	0	5,000	0	0	0	5,000

Avila Beach Community Services District
Operations Maintenance Budget
Combined Detail - Draft

Fiscal Year 2023/24
 (April 18, 2023)

	Admin/Gen	Sanitary	Water	Street Lights	Solid Waste	Total
Combined						
6530 · Generator Maintenance		7,000		0	0	7,000
6535 · Insurance P/L	8,500	8,000	8,000	0	0	24,500
6540 · Lab Tests	0	65,000	2,000	0	0	67,000
6542 · Bldg Maintenance & Janitorial	5,000	0	0	0	0	5,000
6545 · Miscellaneous	0	0	2,000	0	0	2,000
6550 · Operating Supplies	0	5,000	3,000	0	0	8,000
6555 · Permits & Fees	0	13,000	5,000	0	0	18,000
6560 · Plan Checks	0	0	1,000	0	0	1,000
6565 · Regulatory Permit Compliance		5,000	2,000	0	0	7,000
6567 · Bldg Repairs	17,000					17,000
6570 · Safety Gear	0	1,000	500	0	0	1,500
6575 · Small Tools	0	500	500	0	0	1,000
6580 · Solids Handling		30,000				30,000
6585 · Telephone	3,000	4,500	0	0	0	7,500
6590 · Utilities	2,500	55,000	3,000	12,500	0	73,000
6591 · Yard Maintenance		3,500				
6802 · Lopez Water	0		160,000	0	0	160,000
6805 · State Water	0	0	205,000	0	0	205,000
6900 · Yard Improvements	0	0	1,000	0	0	1,000
Sub total Operating Expense	260,400	659,500	515,000	15,500	22,000	1,468,900
6600 · Cal Fire Contract Labor	235,000					
Total Expense	495,400	659,500	515,000	15,500	22,000	1,707,400
8050 · Fixed Assets Depreciation	0	100,000	40,000	0	0	140,000
Total Expenses	0	100,000	40,000	0	0	1,847,400
Net Profit/ Loss	29,100	500	20,000	500	5,000	55,100

**Avila Beach Community Services District
2023-24 Fiscal Year Budget**

Administrative Fund

Avila Beach Community Services District
Preliminary Admin FY2023/24 Budget
April 18, 2023

Administrative/General	22/23 Budget	22/23 Projected	22/23 Comments	23/24 Proposed Budget	23/24 Comments
Ordinary Income/Expense					
Income					
4010 · Operating Revenue	0	0			
4020 · Contract Services Ambulance	4,000	4,500		4,500	
4030 · County Taxes	460,000	470,000		470,000	
4050 · Harbor Charges	0				
4070 · Late Charge Penalty	0				
4600 · Interest Income	11,000	50,000	Interest Rates Increasing	50,000	Interest Rates Increasing
Total Income	475,000	524,500		524,500	
Expense					
5100 · Merchant CC Fees TIB	6,500	7,000		7,500	
5210 · Gross Wages	43,000	48,000		50,000	5% Salary Increase
5230 · Payroll Taxes	1,000	950		1,000	
5242 · Health Insurance	9,600	9,600		9,600	\$800 monthly stipend
5254 · CalPERS Kathy	15,000	15,000		16,000	Refiree Unfunded Liability
5256 · CalPERS Kristi	5,000	4,500		5,000	EE Unfunded Liability
5260 · Work Comp Insurance	1,300	1,300		1,300	
5280 · Payroll Admin & Misc.	1,500	1,500		1,500	Payroll Processing Fees
6102 · Accounting Labor	15,000	15,000		15,500	Contract Controller
6103 · Accounting Audit	10,000	9,500		10,000	
6120 · Dues & Subscriptions	9,000	9,000		9,500	CSDA and USA Membership
6130 · LAFCo Fees	5,600	5,600		6,000	
6135 · Legal	15,000	5,600	Attend Mtgs as needed	15,000	
6140 · Office Supplies & Post	7,000	6,500		7,000	
6145 · Public Notices	1,000	500		1,000	
6150 · Rate Assistance	0	0	Funded from SW revenue	0	Funded from SW Revenue
6160 · Training	2,500	1,000		2,500	Required Director Training
6165 · Travel	1,000	500		1,000	
6170 · Webpage Host & Support	2,800	2,800		3,000	Streamline
6505 · Contract Labor Admin	4,000	3,000	Haz Mat Annual Fee	4,000	Haz Mat Annual Fee
6506 · Contract Labor GM	55,000	55,000		55,000	Contract GM Admin
6507 · Contract Labor District Engr					
6520 · Equip Repairs & Maint	3,000	2,800		3,000	Copier & IT Support/Back-up
6535 · Insurance	8,000	8,000		8,500	
6542 · Bldg Maint & Janitorial	5,000	5,000	Pest Control issues	5,000	
6567 · Bldg Repairs	17,000	4,500		17,000	Adm Office Repairs
6585 · Telephone & Internet	3,000	2,800		3,000	Admin Office
6590 · Utilities, Electrical	2,500	2,300		2,500	Admin Office, Electrical
SubTotal Admin Expenses	249,300	227,250		260,400	
6600 · Cal Fire Contract Labor	215,000	225,000		235,000	Cal Fire Contract Services
Total Admin Expense	464,300	452,250		495,400	

**Avila Beach Community Services District
2023-24 Fiscal Year Budget**

Sanitary Fund

Avila Beach Community Services District
Sanitary Budget
 Fiscal Year 2023/24
 April 18, 2023

	22/23 Budget	22/23 Projected	22/23 Comments	23/24 Proposed Budget	23/24 Comments
Income					
4003 · Operating Revenue	460,000	450,000		460,000	Assumes 3% rate increase
4050 · Harbor O & M Reimbursement	65,000	200,000	Influent strength	100,000	
4030 · County Taxes	200,000	200,000		200,000	Transfer from General as Needed
Total Income	725,000	850,000		760,000	
Expense					
6120 · Dues & Subscriptions	500	500		500	Underground Service Alert
6135 · Legal	15,000	8,000		5,000	WWTP Upgrade Project
6140 · Office Supplies & Postage	1,000	1,000		1,000	
6150 · Rate Assistance				0	Fund w/Franchise Fees
6165 · Travel	1,000	1,000		1,000	
6503 · Chemicals	75,000	50,000		55,000	
6505 · Contract Labor O&M	200,000	190,000		240,000	Anticipates 20% increase (MBR)
6507 · Contract Labor District Engr	60,000	50,000		55,000	Support to WWTP Project
6510 · Critical Spare Parts	5,000	5,200		6,000	
6515 · Engineering	3,500	3,000		3,500	Contract as needed Non-CIP
6520 · Equip Repairs & Maintenance	80,000	100,000		90,000	Age of equipment
6525 · Fat Oil & Grease Program	5,000	4,000		5,000	Contract program
6530 · Generator Maintenance	7,000	6,000		7,000	
6535 · Insurance	7,500	8,000		8,000	
6540 · Lab Tests	52,000	55,000		65,000	MBR Testing
6502 · Misc - Benthic Monitoring					Once every five years
6550 · Operating Supplies	4,000	5,000		5,000	
6555 · Permits & Fees	12,000	12,000		13,000	Anticipates 10% Increase

Avila Beach Community Services District
Sanitary Budget
 Fiscal Year 2023/24
 April 18, 2023

	22/23 Budget	22/23 Projected	22/23 Comments	23/24 Proposed Budget	23/24 Comments
Sanitary					
6565 · Regulatory Permit Compliance	5,000	5,000		5,000	As Needed
6570 · Safety Gear	1,000	750		1,000	Gloves/Safety gear
6575 · Small Tools	500	500		500	
6580 · Solids Handling	37,000	30,000		30,000	Bio Solids Transport & Disposal
6585 · Telephone	4,500	4,000		4,500	SCADA line & plant line
6590 · Utilities	40,000	40,000		55,000	MBR Unit
6591 · Yard Maintenance	3,500	3,500		3,500	Landscape Maintenance at WWTP
Sub Total Operating Expense	620,000	582,450		659,500	
Total Operating Expense	620,000	582,450		659,500	
170 · Fixed Assets Depreciation	100,000	100,000		100,000	
Net Income/ Expense	5,000	167,550		500	
Other Income					
7210 · Connection Fees Paid	60,000	0		0	
7220 · SL HD CIP Reimbursement		150000		100000	

**Avila Beach Community Services District
2023-24 Fiscal Year Budget**

Water Fund

Avila Beach Community Services District
Water Budget
Fiscal Year 2023/24
April 18, 2023

Water	22/23		22/23 Comments	23/24	
	Budget	Projected		Budget	Proposed
Income					
4003 · Operating Revenue	465,000	470,000		475,000	Assumes 3% increase
4009 · County Taxes	100,000	100,000		100,000	As Needed
Total Income	<u>565,000</u>	<u>570,000</u>		<u>575,000</u>	
Expense					
6120 · Dues & Subscriptions	1000	600		1000	Rural Water Assc
6135 · Legal	2,000	2,000		2,000	
6140 · Office Supplies & Postage	1,000	1,000		1,000	
6549 · Rate Study				0	No Rate Study
6150 · Rate Assistance	0	0		0	Fund w/Franchise Fees
6503 · Chemicals	2,000	2,000		2,000	
6505 · Contract Labor O &M	65,000	63,000		70,000	Contract Operations
6507 · Contract Labor District Engr	25,000	25,000		25,000	Contract District Engineer
6510 · Critical Spare Parts	4,000	3,500		4,000	
6515 · Engineering	5,000	1,500		5,000	Contract as needed Non-CIP
6520 · Equip Repairs & Maint	15,000	10,000		12,000	
6535 · Insurance P/L	8,000	8,000		8,000	
6540 · Lab Tests	2,000	1,800		2,000	
6542 · Maintenance	2000	2,000		2000	
6550 · Operating Supplies	4,000	2,300		3,000	
6555 · Permits & Fees	4,000	4,500		5,000	
6560 · Plan Checks	1,000	1,000		1,000	Consultant Support As Needed
6565 · Regulatory Permit Compliance	1,000	1,500		2,000	Contract as needed
6570 · Safety Gear	500	125		500	
6575 · Small Tools	500	250		500	
6590 · Utilities	3,000	2,500		3,000	Slight increase
6591 · Yard Improvements	1,000	500		1,000	

Avila Beach Community Services District
Water Budget
 Fiscal Year 2023/24
 April 18, 2023

Water	22/23 Budget	22/23 Projected	22/23 Comments	23/24 Proposed Budget	23/24 Comments
6805 - State Water	205,000	180,000		205,000	Anticipates 10% Increase
6802 - Lopez Water	153,000	155,000		160,000	
Sub Total Operating Expense	505,000	468,075		515,000	
Total Operating Expense	505,000	468,075		515,000	
Net Income/ Expense	30,000	72,245		60,000	
Other Income					
7210 - Connection Fees Paid	40,000	35,000		40,000	
Other Expenses					
1600 - Fixed Assets Depreciation	30,000	29,680		40,000	
8200 - Capital Replacement Transfer				80,000	
Net Net Income/ Expense				-20,000	

**Avila Beach Community Services District
2023-24 Fiscal Year Budget**

Street Lighting Fund

**Avila Beach Community Services District
Street Light Budget
Fiscal Year 2023/24
April 18, 2023**

Light	22/23 Budget	22/23 Projected	22/23 Comments	23/24 Proposed Budget	23/24 Comments
Ordinary Income/Expense					
Income					
4010 · Operating Revenue	0			0	
4030 · County Taxes	15,000	15,000		15,000	
4050 · Harbor Charges	1,000	1,000		1,000	
4070 · Late Charge Penalty	0			0	
4100 · Misc Income					
Total Income	<u>16,000</u>	<u>16,000</u>		<u>16,000</u>	
Expense					
5200 · Payroll Expenses					
5210 · Gross Wages	0	0		0	
Total 5200 · Payroll Expenses	<u>0</u>	<u>0</u>		<u>0</u>	
5230 · Payroll Taxes					
503M · Medicare	0	0		0	
Total 5230 · Payroll Taxes	<u>0</u>	<u>0</u>		<u>0</u>	
6542 · Maintenance	3,000	2,500		3,000	Repairs to Dist. Owned lights as needed
6545 · Miscellaneous	0			0	
6567 · Repairs	0			0	
6590 · Utilities	12,500	12,000		12,500	
Town Lights	7,200	7,200		7,200	
Front Street	5,300	5,300		5,300	
Sub Total Operating Expense	<u>15,500</u>	<u>14,500</u>		<u>15,500</u>	
6104 · Administrative Transfer	0				
Total Operating Expense	<u>15,500</u>	<u>14,500</u>		<u>15,500</u>	
Net Income/ Expense	500	1,500		500	

**Avila Beach Community Services District
2023-24 Fiscal Year Budget**

Solid Waste Fund

Avila Beach Community Services District
Solid Waste Budget
Fiscal Year 2023/24
 April 18, 2023

23/24
Proposed Budget
23/24 Comments

22/23
Projected
Comments

22/23
Projected

22/23 Budget

Solid Waste

Ordinary Income/Expense

Income				
4012 · Solid Waste Franchise Fees	22,000	26,000	27,000	<i>Franchise Fee</i>
4070 · Late Charge Penalty	0	0	0	
4100 · Misc Income	0	0	0	
Total Income	<u>22,000</u>	<u>26,000</u>	<u>27,000</u>	

Expense

5210 · Gross Wages	2,000	2,000	2,000	
6102 · Accounting	500	500	500	
6103 · Accounting Audit	1,000	1,000	1,000	
6130 · LAFCO Fees	1,000	1,000	1,000	
6135 · Legal	5,000	6,000	5,000	SB 1383 costs
6150 · Rate Assistance	9,500	9,500	9,500	
6506 · Contract Labor GM	2,000	2,000	3,000	SB 1383 costs
6542 · Maintenance	0		0	
6543 · Management	0		0	
6545 · Miscellaneous	0		0	
6550 · Operating Supplies	0		0	
6567 · Repairs	0		0	

Sub Total Operating Expense

Total Operating Expense

<u>21,000</u>	<u>22,000</u>	<u>22,000</u>

Net Income/ Expense

1,000	4,000	5,000
--------------	--------------	--------------

**Avila Beach Community Services District
2023-24 Fiscal Year Budget**

Water and Sewer Rates

Proposed Water Fixed and Variable Charges

	Rate	July 1, FY 20-21	July 1, FY 21-22	July 1, FY 22-23	July 1, FY 23-24	July 1, FY 24-25
		Fixed Charge (\$ per month)				
All Customers		\$47.88	\$47.88	\$49.32	\$50.80	\$52.33
		Variable Charge (\$ per HCF)				
All Customers						
Tier 1 - 0 to 5 units		\$4.05	\$4.05	\$4.18	\$4.31	\$4.44
Tier 2 - Over 5 units		\$11.67	\$11.67	\$12.02	\$12.39	\$12.77

Proposed Wastewater Fixed and Variable Charges

	July 1, FY 20-21	July 1, FY 21-22	July 1, FY 22-23	July 1, FY 23-24	July 1, FY 24-25
		Fixed Charge (\$ per HCF)			
All Customers	\$9.50	\$9.50	\$9.79	\$10.08	\$10.38
		Variable Charge (\$ per HCF)			
Single-family					
0 to 5 HCF	\$13.46	\$13.46	\$13.86	\$14.28	\$14.71
Over 5 HCF	13.46	13.46	13.86	14.28	14.71
Multifamily					
0 to 5 HCF	13.07	13.07	13.46	13.86	14.28
Over 5 HCF	13.07	13.07	13.46	13.86	14.28
Commercial					
0 to 5 HCF	16.41	16.41	16.90	17.41	17.93
Over 5 HCF	16.41	16.41	16.90	17.41	17.93
Hotels					
0 to 5 HCF	18.13	18.13	18.67	19.23	19.81
Over 5 HCF	18.13	18.13	18.67	19.23	19.81
Restaurants					
0 to 5 HCF	39.25	39.25	40.43	41.64	42.89
Over 5 HCF	39.25	39.25	40.43	41.64	42.89
Industrial					
0 to 5 HCF	14.98	14.98	15.43	15.89	16.37
Over 5 HCF	\$14.98	\$14.98	\$15.43	\$15.89	\$16.37

**Avila Beach Community Services District
2023-24 Fiscal Year Budget**

Water and Sewer Capacity Fees

RESOLUTION NO. 2013- 08

**A RESOLUTION OF THE BOARD OF DIRECTORS OF THE
AVILA BEACH COMMUNITY SERVICES DISTRICT
ADOPTING CAPACITY FEES FOR BOTH WATER AND SEWER**

WHEREAS, the Avila Beach Community Services District (herein "District") is a community services district organized under Govt. Code §61000 et seq.; and

WHEREAS, the District has amongst its active powers the power to provide water for any beneficial uses (Govt. Code §61100(a)) and to collect and to dispose of sewage and wastewater (Govt. Code §61100(b)); and

WHEREAS, the Board of Directors has reviewed the recommendations of NBS and has determined that those charges do not exceed the amount anticipated and are necessary for providing these services to new connections to the water and sewer services within the District (Govt. Code §66013); and

WHEREAS, that Notice of this Public Hearing was appropriately published pursuant to Govt. Code §61016; and

WHEREAS, that the honorable Board has considered the report of NBS regarding capacity fees on at least four (4) occasions. At the District's last meeting on November 12, 2013, the Board gave direction that the adoption of capacity charges be placed on the upcoming agenda; and

WHEREAS, the Board recognizes that the adoption of these new connection fees could cause a hardship upon property owners/developers who have not perfected their right to connect to the District's water and sewer services and wishes to provide a one (1) month grace period before these new connection/capacity charges take effect.

NOW, THEREFORE, BE IT RESOLVED, DETERMINED AND ORDERED BY THE BOARD OF DIRECTORS OF THE AVILA BEACH COMMUNITY SERVICES DISTRICT AS FOLLOWS:

1. The above recitals are true and correct.
2. That the Board hereby adopts the connection/capacity charges set forth in Attachment "A" to this Resolution.
3. That the effect of these charges be delayed thirty (30) days as to those holding unperfected preliminary will serves to allow for District processing but shall take effect immediately as to all new applications for District water and sewer services


PASSED AND ADOPTED by the Board of Directors of the Avila Beach Community Services District this 10th day of December, 2013, on the following roll call vote:

AYES: Rowe, Janowicz, Waldron, Kelley

NOES: None

ABSENT: Richards

ABSTAIN: None



Peter Kelley, President
Avila Beach Community Services District

ATTEST:



John Wallace
District General Manager and
Secretary to the Board

APPROVED AS TO FORM:



Michael W. Seitz
District Legal Counsel

AVILA BEACH COMMUNITY SERVICES DISTRICT
 Water and Wastewater Capacity Charge Analysis
 Water Fee Classification and Calculation of Maximum Fee

EXHIBIT 10
 Preliminary Draft: Do Not Cite / Distribute.

UPDATED WATER CAPACITY FEES BASED ON NO. OF EDU'S:

Type of Use	Existing Water Capacity Fee ^{1,2}	Equivalence to a 2-Bedroom SFR Unit ³	Scenario 1	Scenario 2
			Updated Capacity Fee Based on 2-Bedroom Equivalency	Updated Capacity Fee Based on 2-Bedroom Equivalency
Single Family Residence or Condominium, per Residence				
One Bedroom	\$4,780.57	0.87	\$3,442	\$4,301
Two Bedroom	\$7,170.86	1.00	\$5,163	\$6,452
Three Bedroom	\$9,561.15	1.33	\$6,884	\$8,602
Four Bedroom	\$11,951.43	1.67	\$8,605	\$10,753
Multi Dwelling				
One Bedroom	\$3,824.46	0.53	\$2,754	\$3,441
Two Bedroom	\$5,736.69	0.80	\$4,130	\$5,161
Three Bedroom	\$7,648.92	1.07	\$5,507	\$6,882
Mobile Home	\$4,780.57	0.67	\$3,442	\$4,301
Barber Shop (per chair)	\$1,912.23	0.27	\$1,377	\$1,720
Beauty Shop (per chair)	\$2,390.29	0.33	\$1,721	\$2,151
Dentist Office (per chair)	\$14,341.72	2.00	\$10,321	\$12,903
Department Store (per employee)	\$764.89	0.11	\$551	\$688
or, if larger, (per 1,000 square feet)	\$2,292.92	0.32	\$1,652	\$2,063
Drug Store	\$9,561.15	1.33	\$6,884	\$8,602
w/Fountain Service add:	\$25,815.10	3.60	\$18,517	\$23,226
if Serving Meals add (per seat):	\$956.11	0.13	\$888	\$860
Laundry (per Standard washing machine)	\$19,122.29	2.67	\$13,168	\$17,205
Meat Market (per 1,000 square feet of floor area)	\$956.11	0.13	\$888	\$860
Motel or Hotel (per room)	\$2,390.29	0.33	\$1,721	\$2,151
Office Building (per employee)	\$478.06	0.07	\$344	\$430
or, if larger, (per 1,000 square feet)	\$2,294.68	0.32	\$1,652	\$2,065
Physicians Office (per examining room)	\$3,824.46	0.53	\$2,754	\$3,441
Restaurant (per seat at 20 gallons per day per seat)	\$382.45	0.05	\$275	\$344
Theatre (per seat)	\$57.37	0.01	\$41	\$52
Other non water intensive establishments: (per 500 gallons per day)	\$9,561.15	1.33	\$6,884	\$8,602
Boarding School, Elem (per student)	\$1,434.17	0.20	\$1,033	\$1,290
Boarding School, Senior (per student)	\$1,912.23	0.27	\$1,377	\$1,720
Church (per seat)	\$57.37	0.01	\$41	\$52
Country Club (per member)	\$478.06	0.07	\$344	\$430
Civic Club (per member)	\$57.37	0.01	\$41	\$52
Elementary School (per student)	\$305.96	0.04	\$220	\$275
Nursing Homes (per bed)	\$2,868.34	0.40	\$2,065	\$2,581
Rooming House (per resident)	\$1,912.23	0.27	\$1,377	\$1,720
Summer Camps (per resident or camper)	\$1,147.34	0.16	\$826	\$1,032

1. ABCSD currently refers to the Capacity Fee as a Hookup Fee, however NBS recommends the District use "Capacity Fee" as the term for this fee to be consistent with industry standards and because it more appropriately describes what the fee is.

2. For uses not specifically included in this schedule, and for hybrid uses, assessments shall be determined by calculating annual water usage of the use in acre feet and multiplying by \$17,057.09.

3. Per ABCSD staff, current capacity fees are based on McCall and Eddy strength/flow factors. NBS has calculated updated capacity fees based on the relationship of current fees for 2-bedroom and 3-bedroom SFR units to all other customer classes.

UPDATED SEWER CAPACITY FEES BASED ON NO. OF EDU'S:

Type of Use	Existing Water Capacity Fee ^{1,2}	Equivalence to a 2-Bedroom SFR Unit ³	Scenario 1	Scenario 2
			Updated Capacity Fee Based on 2-Bedroom Equivalency	Updated Capacity Fee Based on 2-Bedroom Equivalency
Single Family Residence or Condominium, per Residence				
One Bedroom	\$980.94	0.67	\$6,253	\$9,320
Two Bedroom	\$1,471.41	1.00	\$9,379	\$12,481
Three Bedroom	\$1,961.88	1.33	\$12,505	\$16,641
Four Bedroom	\$2,452.35	1.67	\$15,632	\$20,801
Multi Dwelling*				
One Bedroom	\$784.75	0.53	\$5,002	\$6,656
Two Bedroom	\$1,177.13	0.80	\$7,503	\$9,985
Three Bedroom	\$1,569.51	1.07	\$10,004	\$13,313
Mobile Home*	\$980.94	0.67	\$6,253	\$8,320
Barber Shop** (per chair)	\$392.38	0.27	\$2,501	\$3,328
Beauty Shop** (per chair)	\$490.47	0.33	\$3,126	\$4,160
Dentist Office** (per chair)	\$2,942.83	2.00	\$18,755	\$24,962
Department Store (per employee)	\$156.95	0.11	\$1,000	\$1,331
or, if larger, (per 1,000 square feet)	\$470.49	0.32	\$2,991	\$3,991
Drug Store**	\$1,961.88	1.33	\$12,505	\$16,641
w/Fountain Service add:	\$5,297.09	3.60	\$3,745	\$44,931
if Serving Meals add (per seat):	\$196.19	0.13	\$1,251	\$1,664
Laundry**	\$3,923.77	2.67	\$21,011	\$33,282
(per Standard washing machine)				
Meat Market**	\$196.19	0.13	\$1,251	\$1,664
(per 1,000 square feet of floor area)				
Motel or Hotel (per room)	\$490.47	0.33	\$3,126	\$4,160
Office Building**				
(per employee)	\$88.08	0.07	\$625	\$832
or, if larger, (per 1,000 square feet)	\$470.85	0.32	\$3,011	\$3,994
Physicians Office**	\$784.75	0.53	\$5,002	\$6,656
(per examining room)				
Restaurant**	\$78.48	0.05	\$500	\$666
(per seat at 20 gallons per day per seat)				
Theatre** (per seat)	\$11.77	0.01	\$75	\$100
Other non water intensive establishments**:				
(per 500 gallons per day)	\$1,961.88	1.33	\$12,505	\$16,641
Boarding School, Elem (per student)	\$294.28	0.20	\$1,876	\$2,496
Boarding School, Senior (per student)	\$392.38	0.27	\$2,501	\$3,328
Church (per seat)	\$11.77	0.01	\$75	\$100
Country Club (per member)	\$98.09	0.07	\$625	\$832
Civic Club** (per member)	\$11.77	0.01	\$75	\$100
Elementary School (per student)	\$62.76	0.04	\$400	\$533
Nursing Homes (per bed)	\$588.57	0.40	\$3,752	\$4,992
Rooming House (per resident)	\$392.38	0.27	\$2,501	\$3,328
Summer Camps (per resident or camper)	\$235.43	0.16	\$1,501	\$1,997

1. ABCSD currently refers to the Capacity Fee as a Hookup Fee, however NBS recommends the District use "Capacity Fee" as the term for this fee to be consistent with industry standards and because it more appropriately describes what the fee is.
2. For those uses not specifically included in the foregoing Schedule, and for hybrid uses, assessments shall be determined by calculating annual water usage of the use in acre foot and multiplying by the applicable acre foot rate for that use(s) under Paragraph A, B, or C of this section.
3. Per ABCSD staff, current capacity fees are based on Metcalf and Eddy strength/flow factors. NBS has calculated updated capacity fees based on the relationship of current fees for 2-bedroom and 3-bedroom SFR units to all other customer classes.

The following notes are applicable to the existing capacity fees:

- A. Uses in which a ratio of water used to sewage produced is essentially - 100% water used, 80% sewage produced; based upon \$1,987.54 per acre foot annual water use.
- B. Uses in which a ratio of water used to sewage produced is essentially - 100% water used, 90% sewage produced; based upon \$2,208.38 per acre foot of water used, marked by *.
- C. Uses in which essentially 100% of the water used is converted to sewage; based upon \$3,229.74 per acre foot of water used, marked by **

**Avila Beach Community Services District
2023-24 Fiscal Year Budget**

District Organization Chart

AVILA BEACH COMMUNITY SERVICES DISTRICT
FY 2023/24 Organization Chart

BOARD OF DIRECTORS

GENERAL MANAGER
BRAD HAGEMANN
(Contract)

DISTRICT ENGINEER
BRAD HAGEMANN
(Contract)

DISTRICT COUNSEL
SHANNON NATALE BOYD
(Contract)

OFFICE MANAGER
KRISTI DIBBERN

FIRE DEPARTMENT

CALFire CONTRACT

UTILITIES DEPARTMENT
(*WATER / SANITARY*)

OPERATIONS MGR
JEFF CEDILLOS
(Contract Staff)

WW OPERATOR III
SHAWN POWELL
(Contract Staff)

STREET LIGHTING

**Avila Beach Community Services District
2023-24 Fiscal Year Budget**

**Compensation
Effective 7/1/23**

**2023/24 Fiscal Year Budget
Avila Beach Community Services District**

**Proposed Pay Grades and Related Steps
for Permanent Employees
To Be Effective 7/1/23**

	GRADE 5		GRADE 7		GRADE 9	
	Existing	Proposed	Existing	Proposed	Existing	Proposed
STEP 1	19.09	20.04	22.78	23.92	31.24	32.80
STEP 2	20.24	21.25	24.15	25.35	33.11	34.77
STEP 3	21.45	22.52	25.60	26.88	35.10	36.86
STEP 4	22.74	23.87	27.13	28.49	37.21	39.07
STEP 5	24.10	25.31	28.76	30.20	39.44	41.41
STEP 6	25.55	26.82	30.48	32.01	41.81	43.90
DEPARTMENT Administration						
	Billing Clerk		Accountant/Controller		Office Manager	

STEP PARAMETERS INCLUDE A 6% INCREASE PER STEP

Step 1 is typically the starting wage. Hiring above Step 1 may be approved subject to the Personnel Committee concurrence.
 Step 2 increase is available with satisfactory six month review, completion of probation period and General Manager's approval.
 Step 3 is available after 1 year of service at Step 2, satisfactory annual review and General Manager's approval.
 Step 4 is available after 1 year of service in Step 3, satisfactory annual review and General Manager's approval.
 Step 5 is available after 1 year of service in Step 4, satisfactory annual review and General Manager's approval.
 Step 6 is available after 1 year of service in Step 5, satisfactory annual review and General Manager's approval.

***COST OF LIVING ADJUSTMENT (This table includes 3% COLA)**

Yearly on July 1, all employees will be eligible for a cost of living adjustment if approved by the Board of Directors. The percent will be applied to all grades and steps equally and the above schedule will be recalculated to reflect such Board action. The applicable percent shall be based on the consumer's price index for inflation released for the previous year by the Federal Government and proposed to the Board by the General Manager along with his recommendation for approval or defer depending on the fiscal impact on the District. This Adjustment is applicable to all employees as a group, but not guaranteed.

**Avila Beach Community Services District
2023-24 Fiscal Year Budget**

Capital Equipment/Projects

2023/24 Fiscal Year Budget
Avila Beach Community Services District
Draft Capital Improvement Program
 (April 18, 2023)

Item Description	Total 5 Years	Fiscal Year				
		2023/24 1	2024/25 2	2025/26 3	2026/27 4	2027/28 5
General/Administration						
ADM-1 General/Administrative Capital Improvements	\$ 55,000	\$ 25,000	\$ 15,000	\$ 0.00	\$ 15,000	\$ 0.00
	Subtotal:	\$ 25,000	\$ 15,000	\$ 0.00	\$ 15,000	\$ 0.00
Water						
W-2022/23 - 1 Water System Meter/Valve Replacement	\$ 200,000	\$ 150,000	\$ 50,000	\$ 0.00	\$ 0.00	\$ 0.00
W-2022/23 - 2 Misc Water Line Replacement/Repair (As Needed)	\$ 125,000	\$ 25,000	\$ 25,000	\$ 25,000	\$ 25,000	\$ 25,000
W-2022/23 - 3 Re-Coat/Maintain Water Tank #1	\$ 175,000	\$ 0.00	\$ 150,000	\$ 25,000	\$ 0.00	\$ 0.00
W-Future Water Tank #2 Maintenance or Replace	\$ 175,000	\$ 0.00	\$ 0.00	\$ 100,000	\$ 75,000	\$ 0.00
W-Future Develop Well Water Source	\$ 75,000	\$ 0.00	\$ 0.00	\$ 75,000	\$ 0.00	\$ 0.00
	Subtotal:	\$ 750,000	\$ 225,000	\$ 225,000	\$ 100,000	\$ 25,000
Wastewater						
WW- 2022/23-1 WWTP Improvements/Redundancy Project (loan payment)	\$ 1,095,000	\$ 210,000	\$ 210,000	\$ 225,000	\$ 225,000	\$ 225,000
WW- 2022/23-2 WWTP SCADA Upgrade	\$ 225,000	\$ 150,000	\$ 50,000	\$ 25,000	\$ 25,000	\$ 25,000
WW - 2022/23 -3 Wastewater Collection Line Repair (As Needed)	\$ 115,000	\$ 15,000	\$ 25,000	\$ 25,000	\$ 25,000	\$ 25,000
WW -2022/23 -4 Miscellaneous Wastewater Projects (As Needed)	\$ 250,000	\$ 50,000	\$ 50,000	\$ 50,000	\$ 50,000	\$ 50,000
WW- F1 Brine Receiving Facilities	\$ 75,000	\$ 0	\$ 0	\$ 60,000	\$ 15,000	\$ 0.00
WW- F3 First Street Sewer Line Replacement	\$ 250,000	\$ 0	\$ 0	\$ 0	\$ 50,000	\$ 200,000
WW- F5 Front Street Sewer Line Replacement	\$ 0.00	\$ 0	\$ 0	\$ 0	\$ 0	\$ 0
	Subtotal:	\$ 2,010,000	\$ 335,000	\$ 385,000	\$ 365,000	\$ 500,000
Street Lighting						
L-1 Repair or Replace Lights and Electrical Systems (As Needed)	\$ 37,500	\$ 7,500	\$ 7,500	\$ 7,500	\$ 7,500	\$ 7,500
	Subtotal:	\$ 37,500	\$ 7,500	\$ 7,500	\$ 7,500	\$ 7,500
Total Capital Equipment / Projects by Fiscal Year:		\$ 632,500	\$ 582,500	\$ 617,500	\$ 487,500	\$ 532,500
Total 5-Year Capital Equipment / Projects	\$ 2,852,500					


KEY
 W-F# FUTURE WATER -
 WW# WASTEWATER
 WWW-F# FUTURE WASTEWATER -

**AVILA BEACH
COMMUNITY SERVICES DISTRICT**

Post Office Box 309, Avila Beach, CA. 93424

MEMORANDUM

TO: Board of Directors

FROM: Brad Hagemann, General Manager 

DATE: April 18, 2023

SUBJECT: Agreement with Avila Beach Farmers Market Association (Association) for Use of Electrical Outlets for 2023 Weekly Farmers Market Events

Recommendation

Receive Request, Direct General Manager to Sign Memorandum of Agreement for Use of Electrical Outlet for 2023 Weekly Farmers Market Event

Discussion:

The District has historically allowed the Association to use several power outlets to support the Weekly Farmers Market Event. The increased costs for allowing the Association to use District electrical outlets during the weekly Farmers Market events have been shown to be minimal. For consideration of the electrical use, the Association has included the CSD as a formal sponsor of the Farmers Market.

District staff has not yet received the draft Memorandum of Agreement for 2023, but we assume it will be consistent with the Agreement used in the past. Staff will ensure that the Memorandum indicates that the Association will:

1. Add the District as an “Additionally Insured Agency” on the Association’s Policy;
2. Provide a map of vendors and their respective connection to the electrical system;
3. Be responsible for maintenance of the electrical breakers and outlets;
4. Ensure all electrical power cords and connections to the outlet are placed in non-hazardous areas and properly installed to avoid any trip hazards; and
5. Initially contact Harbor Patrol and/or County Parks should they need assistance.

The District has typically agreed to support the Association in this area in years past with little or no issues. Staff recommends the Board authorize the General Manager to sign the Memorandum for the 2023 Farmers Market Season.

SUMMARY OF PROPOSED MEMORANDUM OF AGREEMENT

Name of Organizations: Avila Beach Farmers' Market Association (ABFFMA), Avila Beach Community Services District (ABCSD)

Type of Organization: Non-profit Association

Primary Contact: Julie Andrews-Scott, Manager

Term of Agreement: May 5, 2023 to August 25, 2023

Purpose of Agreement: Operation of a Certified Farmers Market in Avila Beach and the electrical use by restaurant vendors.

1. The ABFFMA will provide general liability coverage additionally insuring the ABCSD.
2. The ABFFMA manager will provide a map of electrical use by vendors to the ABCSD.
3. The ABFFMA is responsible for the maintenance of the breakers and outlets, all repairs will be performed by the ABCSD and paid for by the ABFFMA.
4. The ABFFMA will ensure all cords and attachments to the outlet and placed in non-hazardous areas.
5. The procedure for calling for assistance when the outlets are overloaded include contacting the Harbor Patrol and County Parks, if available.

Required Submissions: Liability Coverage and 2023 Vendor Map with Electrical Use

Contract Oversight:

Julie Andrews-Scott

ABFFMA Manager

Brad Hagemann

ABCSD General Manager